Penn Township

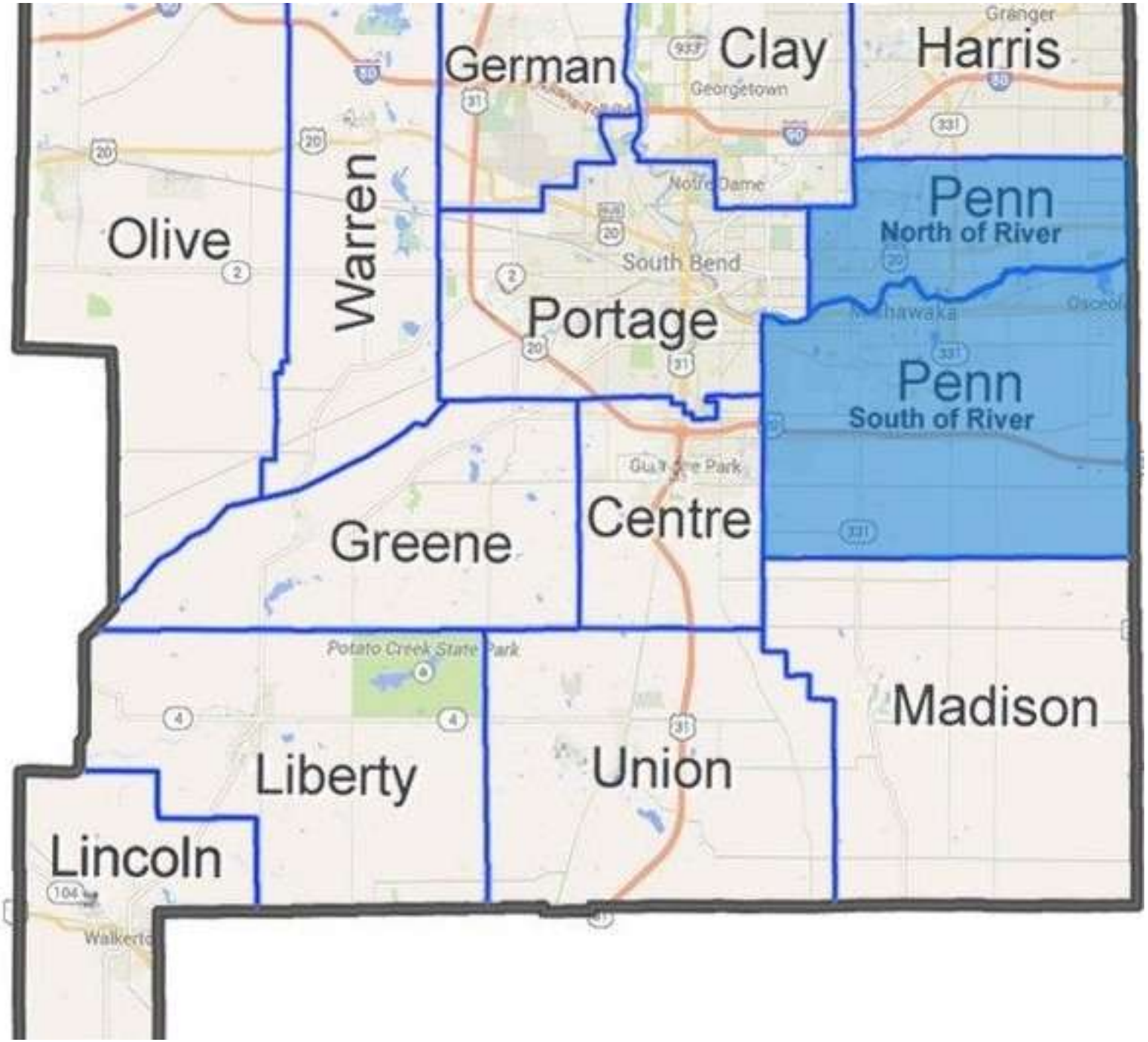

Methodology

Calculating Base Rates

Parcels were grouped by geographic area or neighborhood, and lot size. The median was calculated for acreage, land percent of sale, and sale price.

Calculating Time Adjusted Sale Prices

1. Found the Median Sale Ratio for each month over the last 6 years
   a. Sale Ratio = Assessed Value/Sale Price
   b. Sale Ratio was used instead of sale price since it accounts for changes in the typical living area and typical age of sale parcels for a given period of time
   c. Median is used instead of average since average is sensitive to outliers
2. Created a trendline (line of best fit)
3. Used trendline to develop a factor for each month that would bring

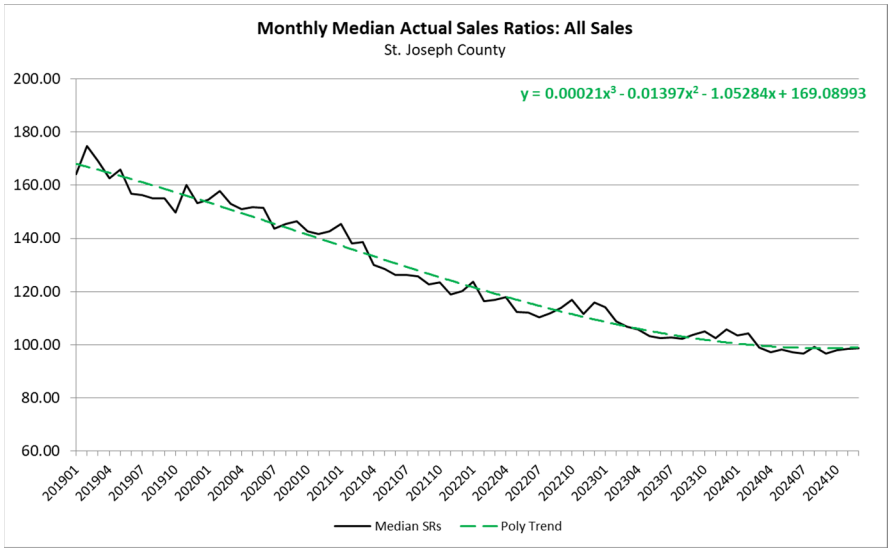

Calculating Base Per Acre Rates (Homesite and Primary Rates)

1. Vacant Sale Price/Acres = Price/Acre

Step 1 Example:

Sale Date	Sale Price	Time Adjusted Sale Price	Acres	Time Adjusted Sale Price/Acre
8/23/2022	$ 44,000	$ 47,225	0.227	$ 208,000

2. Imp Sale Price X 20% = 20% of Imp Sale Price

Step 2 Example:

Sale Date	Sale Price	Time Adjusted Sale Price	20% of Time Adjusted Sale	Acres	Time Adjusted Sale Price/Acre
12/10/2022	$230,000	$ 256,770	$ 51,354	0.247	$ 207,936

3. 20% of Imp Sale Price/Acres

Step 3 Example:

Sale Date	Sale Price	Time Adjusted Sale Price	20% of Time Adjusted Sale	Acres	Time Adjusted Sale Price/Acre
12/10/2022	$230,000	$ 256,770	$ 51,354	0.247	$ 207,936

Convert Homesite to Front Foot Rate

Calculating Front Foot Rates

a. Median lot area is based on the median size of all the lots in the associated

Step 1 Example:

CENTRE TOWNSHIP	Price Per Acre	Frontage Median Acres	Median Frontage	Median Depth	Price Per Front Foot
7101015-002	$210,000	0.190	60	138	665

Calculating Other Land Types

- Type 12 (Ind & Com Secondary) = Type 11 (Ind & Com Primary) X 70%
- Type 13 (Ind & Com Undeveloped but Useable) = Type 11 (Ind & Com Primary) X 80%
- Type 14 (Ind & Com Undeveloped Unuseable) = Type 11 (Ind & Com Primary) X 10%
- Type 91 (Residential Excess) = Type 9 (Residential Homesite) X 10%

PENN TOWNSHIP

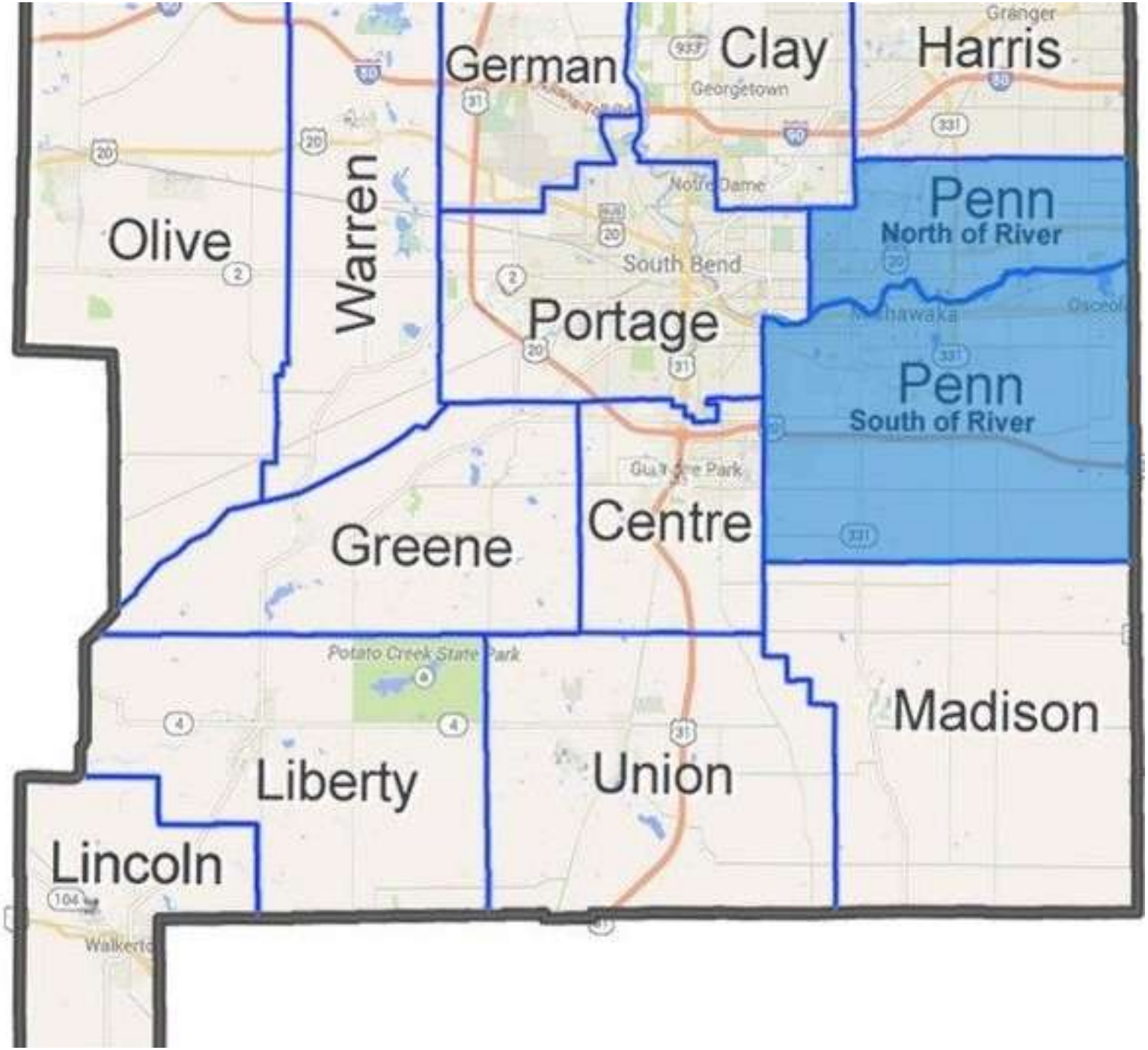

			excluding land type 91			Land Type 91 (Res Excess)			20% of Imp			Previous				New				Difference			
PENN TOWNSHIP	Market Area	Median Acres	Vacant Sale Count	Median Vacant Sale Price/Acre	Time Adj. Median Vacant Sale Pirce/acre	Vacant Sale Count	Median Vacant Sale Price/Acre	Time Adj. Median Vacant Sale Pirce/acre	Imp Sale Count	Median Imp Sale Price*.2/Acre	Time Adj. Median Imp Sale Pirce*.2/acre	11 (Primary)	9 (Homesite)	91 (Res Excess)	F (Frontage)	11 (Primary)	9 (Homesite)	91 (Res Excess)	F (Frontage)	11 (Primary)	9 (Homesite)	91 (Res Excess)	F (Frontage)
7122055-022	22c	0.19	0	$ -	$ -	0	$ -	$ -	4	$ 104,492	$ 145,481	$ -	$ -	$ -	$ 184	$ -	$ 135,000	$ 13,500	$ 427	$ -	$ 135,000	$ 13,500	$ 243
7122094-022	22c	0.09	0	$ -	$ -	0	$ -	$ -	24	$ 290,178	$ 311,363	$ -	$ -	$ -	$ 731	$ -	$ 290,000	$ 29,000	$ 641	$ -	$ 290,000	$ 29,000	$ (90)
7131059-022	22c	2.42	0	$ -	$ -	0	$ -	$ -	1	$ 44,516	$ 49,436	$ 76,000	$ 76,000	$ 3,700	$ 451	$ -	$ 76,000	$ 7,600	$ 611	$ (76,000)	$ -	$ 3,900	$ 160
7131063-022	22c	0.54	0	$ -	$ -	0	$ -	$ -	1	$ 48,148	$ 54,742	$ 82,600	$ 82,600	$ 10,700	$ 504	$ -	$ 76,000	$ 7,600	$ 611	$ (82,600)	$ (6,600)	$ (3,100)	$ 107
7131067-022	22c	1.47	0	$ -	$ -	0	$ -	$ -	2	$ 24,827	$ 26,814	$ 63,200	$ 63,200	$ 3,700	$ -	$ -	$ 76,000	$ 7,600	$ 611	$ (63,200)	$ 12,800	$ 3,900	$ 611
7122054-022	22d	0.40	0	$ -	$ -	0	$ -	$ -	35	$ 91,705	$ 107,790	$ 88,400	$ 88,400	$ 3,700	$ 591	$ -	$ 115,000	$ 11,500	$ 383	$ (88,400)	$ 26,600	$ 7,800	$ (208)
7122058-022	22d	0.49	0	$ -	$ -	0	$ -	$ -	40	$ 72,404	$ 95,420	$ 70,800	$ 70,800	$ 3,700	$ 550	$ 100,000	$ 93,000	$ 9,300	$ 550	$ 29,200	$ 22,200	$ 5,600	$ (0)
7122067-022	22d	0.67	0	$ -	$ -	0	$ -	$ -	20	$ 89,805	$ 102,321	$ -	$ -	$ 3,700	$ 238	$ -	$ 95,000	$ 9,500	$ 545	$ -	$ 95,000	$ 5,800	$ 307
7122095-022	22d	0.09	0	$ -	$ -	0	$ -	$ -	26	$ 574,471	$ 662,665	$ -	$ -	$ 200	$ 1,381	$ -	$ 500,000	$ 50,000	$ 1,377	$ -	$ 500,000	$ 49,800	$ (4)
7131038-022	22d	0.15	1	$ 66,209	$ 71,949	0	$ -	$ -	1	$ 139,616	$ 146,681	$ -	$ -	$ 3,700	$ 300	$ -	$ 500,000	$ 50,000	$ 1,377	$ -	$ 500,000	$ 46,300	$ 1,077
7122001-022	22e	0.31	0	$ -	$ -	0	$ -	$ -	2	$ 156,538	$ 158,014	$ -	$ -	$ 3,700	$ 417	$ -	$ 340,000	$ 34,000	$ 818	$ -	$ 340,000	$ 30,300	$ 401
7122064-022	22e	0.21	0	$ -	$ -	0	$ -	$ -	35	$ 178,112	$ 229,237	$ 103,100	$ 103,100	$ 3,700	$ 808	$ 200,000	$ 190,000	$ 19,000	$ 654	$ 96,900	$ 86,900	$ 15,300	$ (154)
7122076-022	22e	1.04	0	$ -	$ -	0	$ -	$ -	1	$ 38,573	$ 48,451	$ 310,075	$ 310,075	$ -	$ -	$ 120,000	$ 120,000	$ 12,000	$ 443	$ (190,075)	$ (190,075)	$ 12,000	$ 443
7122078-022	22e	1.83	0	$ -	$ -	0	$ -	$ -	1	$ 133,642	$ 135,049	$ 161,027	$ 161,027	$ -	$ 808	$ 120,000	$ 120,000	$ 12,000	$ 443	$ (41,027)	$ (41,027)	$ 12,000	$ (365)
7122079-022	22e	0.75	0	$ -	$ -	0	$ -	$ -	1	$ 62,873	$ 63,560	$ 272,025	$ 272,025	$ -	$ -	$ 120,000	$ 120,000	$ 12,000	$ 443	$ (152,025)	$ (152,025)	$ 12,000	$ 443
7131037-022	22e	2.50	0	$ -	$ -	0	$ -	$ -	1	$ 17,600	$ 20,129	$ 67,600	$ 67,600	$ 9,600	$ -	$ -	$ 120,000	$ 12,000	$ 443	$ (67,600)	$ 52,400	$ 2,400	$ 443
7122068-022	22f	0.20	0	$ -	$ -	0	$ -	$ -	68	$ 260,728	$ 300,791	$ 158,900	$ 158,900	$ 3,700	$ 867	$ 200,000	$ 260,000	$ 26,000	$ 684	$ 41,100	$ 101,100	$ 22,300	$ (183)
7122070-022	22f	0.18	0	$ -	$ -	0	$ -	$ -	25	$ 288,183	$ 315,197	$ -	$ -	$ 100	$ 981	$ 300,000	$ 350,000	$ 35,000	$ 1,060	$ 300,000	$ 350,000	$ 34,900	$ 79
7122071-022	22f	0.15	0	$ -	$ -	0	$ -	$ -	106	$ 302,982	$ 392,723	$ 145,700	$ 145,700	$ 3,700	$ 1,050	$ -	$ 300,000	$ 30,000	$ 689	$ (145,700)	$ 154,300	$ 26,300	$ (361)
7122074-022	22f	0.21	0	$ -	$ -	0	$ -	$ -	46	$ 264,427	$ 316,879	$ 195,300	$ 195,300	$ 3,700	$ 1,119	$ -	$ 260,000	$ 26,000	$ 794	$ (195,300)	$ 64,700	$ 22,300	$ (325)
7123028-022	22f	5.10	0	$ -	$ -	0	$ -	$ -	1	$ 9,404	$ 10,822	$ 282,876	$ 282,876	$ -	$ -	$ 120,000	$ 120,000	$ 12,000	$ 443	$ (162,876)	$ (162,876)	$ 12,000	$ 443
7122056-022	22g	0.28	0	$ -	$ -	0	$ -	$ -	11	$ 249,068	$ 277,160	$ -	$ -	$ -	$ 296	$ -	$ 280,000	$ 28,000	$ 1,302	$ -	$ 280,000	$ 28,000	$ 1,006
7122066-022	22g	0.41	0	$ -	$ -	0	$ -	$ -	15	$ 135,186	$ 162,528	$ 142,000	$ 142,000	$ 3,700	$ 844	$ -	$ 142,000	$ 14,200	$ 521	$ (142,000)	$ -	$ 10,500	$ (323)
7122093-022	22g	0.22	0	$ -	$ -	0	$ -	$ -	16	$ 307,307	$ 334,014	$ 276,000	$ 276,000	$ 3,700	$ 1,970	$ -	$ 300,000	$ 30,000	$ 1,079	$ (276,000)	$ 24,000	$ 26,300	$ (891)
7122060-022	22i	0.24	0	$ -	$ -	0	$ -	$ -	19	$ 267,266	$ 360,254	$ 185,500	$ 185,500	$ -	$ 1,052	$ -	$ 280,000	$ 28,000	$ 896	$ (185,500)	$ 94,500	$ 28,000	$ (156)
7122061-022	22i	0.51	0	$ -	$ -	0	$ -	$ -	3	$ 349,752	$ 371,746	$ 121,300	$ 121,300	$ 3,700	$ 927	$ -	$ 500,000	$ 50,000	$ 1,732	$ (121,300)	$ 378,700	$ 46,300	$ 805
7122069-022	22i	0.49	0	$ -	$ -	0	$ -	$ -	7	$ 240,014	$ 273,931	$ -	$ -	$ 3,700	$ 505	$ -	$ 220,000	$ 22,000	$ 850	$ -	$ 220,000	$ 18,300	$ 345
7122062-022	22j	1.14	0	$ -	$ -	1	$ 37,500	$ 41,673	5	$ 157,601	$ 158,588	$ 152,005	$ 152,005	$ 3,700	$ 670	$ -	$ 300,000	$ 30,000	$ 1,742	$ (152,005)	$ 147,996	$ 26,300	$ 1,072
7122003-022	22k	1.69	0	$ -	$ -	0	$ -	$ -	1	$ 80,000	$ 104,054	$ 28,900	$ 28,900	$ -	$ 250	$ 100,000	$ 100,000	$ 10,000	$ 386	$ 71,100	$ 71,100	$ 10,000	$ 136
7122005-022	22k	2.00	0	$ -	$ -	0	$ -	$ -	6	$ 50,007	$ 59,654	$ 28,900	$ 28,900	$ -	$ 250	$ 100,000	$ 100,000	$ 10,000	$ 386	$ 71,100	$ 71,100	$ 10,000	$ 136
7122009-022	22k	1.32	0	$ -	$ -	0	$ -	$ -	1	$ 36,765	$ 45,091	$ 28,900	$ 28,900	$ -	$ 250	$ 100,000	$ 100,000	$ 10,000	$ 386	$ 71,100	$ 71,100	$ 10,000	$ 136
7122017-022	22k	4.03	0	$ -	$ -	0	$ -	$ -	2	$ 104,495	$ 124,164	$ 270,000	$ 270,000	$ 8,200	$ -	$ 300,000	$ 300,000	$ 30,000	$ 959	$ 30,000	$ 30,000	$ 21,800	$ 959
7122019-022	22k	1.31	0	$ -	$ -	0	$ -	$ -	7	$ 149,934	$ 189,505	$ 270,000	$ 270,000	$ -	$ -	$ 300,000	$ 300,000	$ 30,000	$ 959	$ 30,000	$ 30,000	$ 30,000	$ 959
7122022-022	22k	1.92	0	$ -	$ -	0	$ -	$ -	3	$ 270,270	$ 270,732	$ 200,000	$ 200,000	$ -	$ 900	$ 200,000	$ 200,000	$ 20,000	$ 673	$ -	$ -	$ 20,000	$ (227)
7122024-022	22k	1.18	0	$ -	$ -	0	$ -	$ -	5	$ 104,544	$ 134,662	$ 200,000	$ 200,000	$ -	$ 900	$ 300,000	$ 300,000	$ 30,000	$ 959	$ 100,000	$ 100,000	$ 30,000	$ 59
7122030-022	22k	0.91	0	$ -	$ -	0	$ -	$ -	2	$ 99,204	$ 130,065	$ 200,000	$ 200,000	$ -	$ 900	$ 300,000	$ 300,000	$ 30,000	$ 959	$ 100,000	$ 100,000	$ 30,000	$ 59
7122032-022	22k	1.66	0	$ -	$ -	0	$ -	$ -	2	$ 40,227	$ 52,277	$ 200,000	$ 200,000	$ -	$ 900	$ 300,000	$ 300,000	$ 30,000	$ 959	$ 100,000	$ 100,000	$ 30,000	$ 59
7122036-022	22k	1.07	0	$ -	$ -	0	$ -	$ -	3	$ 52,034	$ 64,143	$ 138,750	$ 138,750	$ -	$ 600	$ 160,000	$ 160,000	$ 16,000	$ 558	$ 21,250	$ 21,250	$ 16,000	$ (42)
7122038-022	22k	1.03	0	$ -	$ -	0	$ -	$ -	1	$ 75,000	$ 81,275	$ 130,000	$ 130,000	$ -	$ 500	$ 300,000	$ 300,000	$ 30,000	$ 959	$ 170,000	$ 170,000	$ 30,000	$ 459
7122040-022	22k	2.35	0	$ -	$ -	0	$ -	$ -	1	$ 283,038	$ 329,599	$ 130,000	$ 130,000	$ -	$ -	$ 210,000	$ 210,000	$ 21,000	$ 701	$ 80,000	$ 80,000	$ 21,000	$ 701
7122042-022	22k	0.92	2	$ 103,639	$ 104,450	0	$ -	$ -	0	$ -	$ -	$ -	$ -	$ -	$ 500	$ 210,000	$ 210,000	$ 21,000	$ 701	$ 210,000	$ 210,000	$ 21,000	$ 201
7122075-022	22k	9.50	1	$ 7,780	$ 8,426	0	$ -	$ -	0	$ -	$ -	$ 37,300	$ 37,300	$ -	$ -	$ 300,000	$ 300,000	$ 30,000	$ 959	$ 262,700	$ 262,700	$ 30,000	$ 959
7123034-022	22k	0.08	0	$ -	$ -	0	$ -	$ -	1	$ 197,283	$ 261,269	$ -	$ -	$ -	$ 600	$ 100,000	$ 100,000	$ 10,000	$ 386	$ 100,000	$ 100,000	$ 10,000	$ (214)
7123053-023	23a	0.16	0	$ -	$ -	0	$ -	$ -	8	$ 44,119	$ 51,687	$ -	$ -	$ -	$ 63	$ -	$ 80,000	$ 8,000	$ 184	$ -	$ 80,000	$ 8,000	$ 121
7123068-023	23a	0.17	0	$ -	$ -	0	$ -	$ -	7	$ 40,837	$ 46,612	$ -	$ -	$ 3,700	$ 115	$ -	$ 40,000	$ 4,000	$ 113	$ -	$ 40,000	$ 300	$ (2)
7123010-023	23c	0.13	0	$ -	$ -	0	$ -	$ -	3	$ 102,143	$ 116,586	$ -	$ -	$ -	$ 250	$ -	$ 200,000	$ 20,000	$ 609	$ -	$ 200,000	$ 20,000	$ 359
7123043-023	23c	0.30	0	$ -	$ -	0	$ -	$ -	1	$ 61,348	$ 65,115	$ 107,500	$ 107,500	$ 3,700	$ -	$ 80,000	$ 80,000	$ 8,000	$ 328	$ (27,500)	$ (27,500)	$ 4,300	$ 328
7123045-023	23c	0.11	0	$ -	$ -	0	$ -	$ -	89	$ 267,473	$ 313,586	$ -	$ -	$ 3,700	$ 699	$ 200,000	$ 272,500	$ 27,250	$ 698	$ 200,000	$ 272,500	$ 23,550	$ (1)
7123046-023	23c	0.13	0	$ -	$ -	0	$ -	$ -	65	$ 211,056	$ 242,293	$ 94,900	$ 94,900	$ 3,700	$ 659	$ -	$ 175,000	$ 17,500	$ 515	$ (94,900)	$ 80,100	$ 13,800	$ (144)
7123049-023	23c	0.15	0	$ -	$ -	0	$ -	$ -	79	$ 147,809	$ 190,819	$ -	$ -	$ 3,700	$ 829	$ -	$ 175,000	$ 17,500	$ 527	$ -	$ 175,000	$ 13,800	$ (302)
7123051-023	23c	0.13	1	$ 257,989	$ 283,988	0	$ -	$ -	123	$ 190,940	$ 216,471	$ -	$ -	$ 3,700	$ 571	$ 200,000	$ 175,000	$ 17,500	$ 483	$ 200,000	$ 175,000	$ 13,800	$ (88)
7123052-023	23c	0.26	0	$ -	$ -	0	$ -	$ -	38	$ 117,338	$ 140,659	$ 90,800	$ 90,800	$ 3,700	$ 667	$ 120,000	$ 120,000	$ 12,000	$ 679	$ 29,200	$ 29,200	$ 8,300	$ 12
7123055-023	23c	0.11	2	$ 258,629	$ 309,520	0	$ -	$ -	234	$ 214,264	$ 242,749	$ 82,000	$ 82,000	$ 3,700	$ 570	$ -	$ 150,000	$ 15,000	$ 416	$ (82,000)	$ 68,000	$ 11,300	$ (154)
7123061-023	23c	0.12	0	$ -	$ -	0	$ -	$ -	9	$ 207,032	$ 225,746	$ -	$ -	$ 3,700	$ 245	$ -	$ 230,000	$ 23,000	$ 684	$ -	$ 230,000	$ 19,300	$ 439
7123065-023	23c	0.17	0	$ -	$ -	1	$ 6,500	$ 6,520	65	$ 169,714	$ 188,496	$ 66,000	$ 66,000	$ 3,700	$ 478	$ -	$ 175,000	$ 17,500	$ 486	$ (66,000)	$ 109,000	$ 13,800	$ 8
7123066-023	23c	0.11	0	$ -	$ -	0	$ -	$ -	297	$ 240,084	$ 276,884	$ 71,700	$ 71,700	$ 3,700	$ 482	$ 200,000	$ 200,000	$ 20,000	$ 500	$ 128,300	$ 128,300	$ 16,300	$ 18
7123069-023	23c	0.80	0	$ -	$ -	0	$ -	$ -	3	$ 27,500	$ 36,635	$ -	$ -	$ 3,700	$ 176	$ -	$ 60,000	$ 6,000	$ 506	$ -	$ 60,000	$ 2,300	$ 330
7123071-023	23c	0.14	0	$ -	$ -	0	$ -	$ -	184	$ 234,125	$ 274,124	$ 91,500	$ 91,500	$ 3,700	$ 603	$ 200,000	$ 200,000	$ 20,000	$ 609	$ 108,500	$ 108,500	$ 16,300	$ 6

			excluding land type 91			Land Type 91 (Res Excess)			20% of Imp			Previous				New				Difference			
PENN TOWNSHIP	Market Area	Median Acres	Vacant Sale Count	Median Vacant Sale Price/Acre	Time Adj. Median Vacant Sale Pirce/acre	Vacant Sale Count	Median Vacant Sale Price/Acre	Time Adj. Median Vacant Sale Pirce/acre	Imp Sale Count	Median Imp Sale Price*.2/Acre	Time Adj. Median Imp Sale Pirce*.2/acre	11 (Primary)	9 (Homesite)	91 (Res Excess)	F (Frontage)	11 (Primary)	9 (Homesite)	91 (Res Excess)	F (Frontage)	11 (Primary)	9 (Homesite)	91 (Res Excess)	F (Frontage)
7123072-023	23c	0.17	0	$ -	$ -	0	$ -	$ -	64	$ 212,404	$ 232,137	$ -	$ -	$ 3,700	$ 653	$ -	$ 230,000	$ 23,000	$ 655	$ -	$ 230,000	$ 19,300	$ 2
7123086-023	23c	14.61	0	$ -	$ -	0	$ -	$ -	1	$ 1,106	$ 1,127	$ 147,873	$ 147,873	$ -	$ -	$ 100,000	$ 100,000	$ 10,000	$ 386	$ (47,873)	$ (47,873)	$ 10,000	$ 386
7123090-023	23c	0.11	0	$ -	$ -	0	$ -	$ -	64	$ 231,163	$ 255,046	$ -	$ -	$ 3,700	$ 585	$ -	$ 220,000	$ 22,000	$ 586	$ -	$ 220,000	$ 18,300	$ 1
7123091-023	23c	0.12	0	$ -	$ -	0	$ -	$ -	14	$ 124,052	$ 157,470	$ -	$ -	$ 3,700	$ 375	$ -	$ 120,000	$ 12,000	$ 350	$ -	$ 120,000	$ 8,300	$ (25)
7133017-023	23c	0.10	0	$ -	$ -	0	$ -	$ -	1	$ 151,008	$ 151,008	$ -	$ -	$ -	$ 178	$ -	$ 230,000	$ 23,000	$ 684	$ -	$ 230,000	$ 23,000	$ 506
7123048-023	23d	0.20	0	$ -	$ -	0	$ -	$ -	28	$ 161,931	$ 185,695	$ 92,300	$ 92,300	$ 3,700	$ 531	$ -	$ 185,000	$ 18,500	$ 537	$ (92,300)	$ 92,700	$ 14,800	$ 6
7123054-023	23d	0.11	0	$ -	$ -	0	$ -	$ -	55	$ 252,339	$ 292,444	$ -	$ -	$ 3,700	$ 612	$ -	$ 300,000	$ 30,000	$ 759	$ -	$ 300,000	$ 26,300	$ 147
7123056-023	23d	0.11	0	$ -	$ -	0	$ -	$ -	47	$ 281,545	$ 335,946	$ 156,300	$ 156,300	$ 3,700	$ 1,005	$ -	$ 250,000	$ 25,000	$ 682	$ (156,300)	$ 93,700	$ 21,300	$ (323)
7123059-023	23d	0.13	0	$ -	$ -	0	$ -	$ -	35	$ 239,583	$ 302,905	$ 103,900	$ 103,900	$ 3,700	$ 687	$ -	$ 215,000	$ 21,500	$ 691	$ (103,900)	$ 111,100	$ 17,800	$ 4
7123060-023	23d	0.14	0	$ -	$ -	0	$ -	$ -	323	$ 210,993	$ 244,860	$ 101,100	$ 101,100	$ 3,700	$ 730	$ 200,000	$ 255,000	$ 25,500	$ 728	$ 98,900	$ 153,900	$ 21,800	$ (2)
7123062-023	23d	0.13	0	$ -	$ -	0	$ -	$ -	19	$ 291,937	$ 352,311	$ 186,500	$ 186,500	$ 3,700	$ 1,105	$ -	$ 385,000	$ 38,500	$ 1,105	$ (186,500)	$ 198,500	$ 34,800	$ (0)
7123064-023	23d	0.24	1	$ 287,375	$ 366,091	0	$ -	$ -	90	$ 171,013	$ 218,376	$ 126,700	$ 126,700	$ 3,700	$ 836	$ -	$ 170,000	$ 17,000	$ 605	$ (126,700)	$ 43,300	$ 13,300	$ (231)
7123070-023	23d	0.25	0	$ -	$ -	0	$ -	$ -	38	$ 167,826	$ 194,594	$ 119,800	$ 119,800	$ 3,700	$ 749	$ 200,000	$ 170,000	$ 17,000	$ 527	$ 80,200	$ 50,200	$ 13,300	$ (222)
7123088-023	23d	0.21	0	$ -	$ -	0	$ -	$ -	7	$ 163,350	$ 194,319	$ -	$ -	$ -	$ 320	$ -	$ 170,000	$ 17,000	$ 432	$ -	$ 170,000	$ 17,000	$ 112
7122063-023	23e	0.18	0	$ -	$ -	0	$ -	$ -	17	$ 190,501	$ 265,848	$ -	$ -	$ 100	$ 624	$ -	$ 180,000	$ 18,000	$ 426	$ -	$ 180,000	$ 17,900	$ (198)
7123050-023	23e	0.28	0	$ -	$ -	0	$ -	$ -	11	$ 129,181	$ 171,373	$ 200	$ 200	$ 3,700	$ 228	$ -	$ 145,000	$ 14,500	$ 509	$ (200)	$ 144,800	$ 10,800	$ 281
7123073-023	23e	0.23	0	$ -	$ -	0	$ -	$ -	104	$ 180,684	$ 212,781	$ -	$ -	$ 3,700	$ 882	$ -	$ 180,000	$ 18,000	$ 561	$ -	$ 180,000	$ 14,300	$ (321)
7123082-023	23e	0.12	0	$ -	$ -	0	$ -	$ -	40	$ 313,453	$ 410,462	$ -	$ -	$ -	$ 462	$ -	$ 375,000	$ 37,500	$ 1,102	$ -	$ 375,000	$ 37,500	$ 640
7116433-023	23g	0.28	0	$ -	$ -	0	$ -	$ -	21	$ 187,368	$ 243,074	$ 113,600	$ 113,600	$ 3,700	$ 691	$ -	$ 200,000	$ 20,000	$ 689	$ (113,600)	$ 86,400	$ 16,300	$ (2)
7116434-023	23g	0.19	0	$ -	$ -	0	$ -	$ -	25	$ 279,230	$ 363,332	$ -	$ -	$ -	$ 263	$ -	$ 300,000	$ 30,000	$ 1,014	$ -	$ 300,000	$ 30,000	$ 751
7123074-023	23g	0.28	0	$ -	$ -	0	$ -	$ -	69	$ 217,342	$ 250,748	$ 126,300	$ 126,300	$ 3,700	$ 767	$ -	$ 223,000	$ 22,300	$ 768	$ (126,300)	$ 96,700	$ 18,600	$ 1
7123089-023	23g	0.18	0	$ -	$ -	0	$ -	$ -	3	$ 302,382	$ 347,965	$ -	$ -	$ 3,700	$ 180	$ -	$ 300,000	$ 30,000	$ 737	$ -	$ 300,000	$ 26,300	$ 557
7132005-023	23g	0.23	0	$ -	$ -	0	$ -	$ -	5	$ 296,209	$ 332,590	$ 140,700	$ 140,700	$ -	$ 1,045	$ -	$ 400,000	$ 40,000	$ 1,148	$ (140,700)	$ 259,300	$ 40,000	$ 103
7123057-023	23i	0.00	0	$ -	$ -	0	$ -	$ -	8	$ 3,750,000,000	$ 4,238,494,808	$ 40,000	$ 40,000	$ -	$ -	$ 480,000	$ 480,000	$ 48,000	$ 1,676	$ 440,000	$ 440,000	$ 48,000	$ 1,676
7123067-023	23i	0.17	0	$ -	$ -	0	$ -	$ -	9	$ 494,137	$ 587,565	$ -	$ -	$ -	$ 1,050	$ -	$ 500,000	$ 50,000	$ 1,527	$ -	$ 500,000	$ 50,000	$ 477
7123087-023	23i	0.36	0	$ -	$ -	0	$ -	$ -	16	$ 248,356	$ 314,182	$ 70,200	$ 70,200	$ 3,700	$ 550	$ -	$ 250,000	$ 25,000	$ 839	$ (70,200)	$ 179,800	$ 21,300	$ 289
7130012-023	23i	1.47	0	$ -	$ -	0	$ -	$ -	1	$ 59,981	$ 60,356	$ 405,102	$ 405,102	$ -	$ -	$ 480,000	$ 480,000	$ 48,000	$ 1,676	$ 74,898	$ 74,898	$ 48,000	$ 1,676
7122034-023	23k	1.51	0	$ -	$ -	0	$ -	$ -	1	$ 103,419	$ 124,900	$ -	$ -	$ -	$ 500	$ -	$ 250,000	$ 25,000	$ 1,255	$ -	$ 250,000	$ 25,000	$ 755
7123006-023	23k	1.62	0	$ -	$ -	0	$ -	$ -	1	$ 191,176	$ 218,025	$ 28,900	$ 28,900	$ -	$ 250	$ 100,000	$ 100,000	$ 10,000	$ 386	$ 71,100	$ 71,100	$ 10,000	$ 136
7123008-023	23k	0.81	0	$ -	$ -	0	$ -	$ -	1	$ 16,949	$ 18,715	$ 28,900	$ 28,900	$ -	$ 250	$ 100,000	$ 100,000	$ 10,000	$ 386	$ 71,100	$ 71,100	$ 10,000	$ 136
7123012-023	23k	0.58	0	$ -	$ -	0	$ -	$ -	1	$ 40,185	$ 52,768	$ 18,130	$ 18,130	$ -	$ 200	$ 100,000	$ 100,000	$ 10,000	$ 386	$ 81,870	$ 81,870	$ 10,000	$ 186
7123013-023	23k	0.45	0	$ -	$ -	0	$ -	$ -	13	$ 89,318	$ 98,757	$ 19,600	$ 19,600	$ -	$ 200	$ 145,000	$ 145,000	$ 14,500	$ 515	$ 125,400	$ 125,400	$ 14,500	$ 315
7123014-023	23k	0.14	0	$ -	$ -	0	$ -	$ -	1	$ 21,459	$ 21,562	$ 18,130	$ 18,130	$ 3,700	$ 200	$ 250,000	$ 250,000	$ 25,000	$ 1,255	$ 231,870	$ 231,870	$ 21,300	$ 1,055
7123015-023	23k	0.26	0	$ -	$ -	0	$ -	$ -	2	$ 211,187	$ 242,714	$ 17,700	$ 17,700	$ -	$ 200	$ 250,000	$ 250,000	$ 25,000	$ 1,255	$ 232,300	$ 232,300	$ 25,000	$ 1,055
7123023-023	23k	2.64	0	$ -	$ -	0	$ -	$ -	1	$ 82,418	$ 83,161	$ 200,000	$ 200,000	$ -	$ 675	$ 145,000	$ 145,000	$ 14,500	$ 515	$ (55,000)	$ (55,000)	$ 14,500	$ (160)
7123025-023	23k	0.22	1	$ 479,825	$ 563,515	0	$ -	$ -	0	$ -	$ -	$ -	$ -	$ -	$ 900	$ 200,000	$ 200,000	$ 20,000	$ 606	$ 200,000	$ 200,000	$ 20,000	$ (294)
7123027-023	23k	0.66	0	$ -	$ -	0	$ -	$ -	4	$ 171,572	$ 208,103	$ 200,000	$ 200,000	$ -	$ 900	$ 145,000	$ 145,000	$ 14,500	$ 515	$ (55,000)	$ (55,000)	$ 14,500	$ (385)
7123029-023	23k	0.25	0	$ -	$ -	0	$ -	$ -	23	$ 146,667	$ 176,385	$ 130,000	$ 130,000	$ 3,700	$ 500	$ 250,000	$ 250,000	$ 25,000	$ 1,255	$ 120,000	$ 120,000	$ 21,300	$ 755
7123030-023	23k	0.15	0	$ -	$ -	0	$ -	$ -	32	$ 271,969	$ 274,439	$ 130,000	$ 130,000	$ 20,000	$ 500	$ 250,000	$ 250,000	$ 25,000	$ 1,255	$ 120,000	$ 120,000	$ 5,000	$ 755
7123031-023	23k	0.18	0	$ -	$ -	0	$ -	$ -	14	$ 264,931	$ 293,017	$ 130,000	$ 130,000	$ -	$ 500	$ 250,000	$ 250,000	$ 25,000	$ 1,255	$ 120,000	$ 120,000	$ 25,000	$ 755
7123033-023	23k	0.13	2	$ 97,676	$ 99,313	0	$ -	$ -	4	$ 104,443	$ 122,732	$ 130,000	$ 130,000	$ -	$ 450	$ 250,000	$ 250,000	$ 25,000	$ 1,255	$ 120,000	$ 120,000	$ 25,000	$ 805
7123034-023	23k	0.23	0	$ -	$ -	0	$ -	$ -	22	$ 178,793	$ 206,534	$ 130,000	$ 130,000	$ 30,000	$ 450	$ 145,000	$ 145,000	$ 14,500	$ 515	$ 15,000	$ 15,000	$ (15,500)	$ 65
7123039-023	23k	0.80	0	$ -	$ -	0	$ -	$ -	1	$ 172,857	$ 174,187	$ -	$ -	$ -	$ 225	$ -	$ 200,000	$ 20,000	$ 606	$ -	$ 200,000	$ 20,000	$ 381
7123078-023	23k	0.41	0	$ -	$ -	0	$ -	$ -	5	$ 100,023	$ 114,861	$ 29,000	$ 29,000	$ -	$ 400	$ 250,000	$ 250,000	$ 25,000	$ 1,255	$ 221,000	$ 221,000	$ 25,000	$ 855
7130007-030	30c	1.13	0	$ -	$ -	0	$ -	$ -	5	$ 22,179	$ 32,956	$ -	$ -	$ 5,200	$ -	$ -	$ 90,000	$ 9,000	$ 303	$ -	$ 90,000	$ 3,800	$ 303
7130010-030	30c	0.27	0	$ -	$ -	0	$ -	$ -	96	$ 107,667	$ 124,942	$ 67,500	$ 67,500	$ 3,700	$ 491	$ -	$ 90,000	$ 9,000	$ 303	$ (67,500)	$ 22,500	$ 5,300	$ (188)
7130009-030	30d	0.34	1	$ 80,242	$ 87,569	0	$ -	$ -	30	$ 117,319	$ 137,270	$ 97,500	$ 97,500	$ 3,700	$ 664	$ -	$ 190,000	$ 19,000	$ 663	$ (97,500)	$ 92,500	$ 15,300	$ (1)
7123080-030	30g	0.22	0	$ -	$ -	0	$ -	$ -	111	$ 276,011	$ 336,702	$ -	$ -	$ -	$ 884	$ -	$ 288,000	$ 28,800	$ 887	$ -	$ 288,000	$ 28,800	$ 3
7122062-030	30j	0.39	0	$ -	$ -	0	$ -	$ -	7	$ 314,892	$ 381,481	$ 50,000	$ 50,000	$ 3,700	$ 625	$ -	$ 320,000	$ 32,000	$ 1,065	$ (50,000)	$ 270,000	$ 28,300	$ 440
7130001-030	30k	2.00	0	$ -	$ -	0	$ -	$ -	6	$ 32,340	$ 42,340	$ 28,900	$ 28,900	$ -	$ -	$ 120,000	$ 120,000	$ 12,000	$ 443	$ 91,100	$ 91,100	$ 12,000	$ 443
7130002-030	30k	0.57	0	$ -	$ -	0	$ -	$ -	14	$ 72,197	$ 81,656	$ 67,500	$ 67,500	$ 3,700	$ 200	$ 210,000	$ 210,000	$ 21,000	$ 400	$ 142,500	$ 142,500	$ 17,300	$ 200
7130004-030	30k	0.42	0	$ -	$ -	0	$ -	$ -	6	$ 65,884	$ 82,851	$ 90,000	$ 90,000	$ -	$ 200	$ 210,000	$ 210,000	$ 21,000	$ 400	$ 120,000	$ 120,000	$ 21,000	$ 200
7131040-031	31c	0.41	0	$ -	$ -	0	$ -	$ -	30	$ 69,148	$ 75,464	$ 64,800	$ 64,800	$ 3,700	$ 523	$ -	$ 105,000	$ 10,500	$ 528	$ (64,800)	$ 40,200	$ 6,800	$ 6
7131045-031	31c	0.24	0	$ -	$ -	0	$ -	$ -	62	$ 98,451	$ 123,496	$ 101,500	$ 101,500	$ 3,700	$ 580	$ -	$ 140,000	$ 14,000	$ 411	$ (101,500)	$ 38,500	$ 10,300	$ (169)
7131054-031	31c	0.26	0	$ -	$ -	0	$ -	$ -	17	$ 74,859	$ 99,010	$ 71,600	$ 71,600	$ 3,700	$ 554	$ -	$ 130,000	$ 13,000	$ 400	$ (71,600)	$ 58,400	$ 9,300	$ (154)
7131057-031	31c	0.43	1	$ 132,660	$ 155,050	0	$ -	$ -	53	$ 92,754	$ 115,649	$ 96,400	$ 96,400	$ 3,700	$ 709	$ -	$ 130,000	$ 13,000	$ 746	$ (96,400)	$ 33,600	$ 9,300	$ 37
7131058-031	31c	0.24	1	$ 27,015	$ 28,041	0	$ -	$ -	15	$ 74,052	$ 94,623	$ -	$ -	$ 3,700	$ 113	$ 120,000	$ 100,000	$ 10,000	$ 311	$ 120,000	$ 100,000	$ 6,300	$ 198
7131060-031	31c	0.23	0	$ -	$ -	0	$ -	$ -	9	$ 79,200	$ 110,876	$ 17,200	$ 17,200	$ -	$ 115	$ -	$ 100,000	$ 10,000	$ 287	$ (17,200)	$ 82,800	$ 10,000	$ 172
7131061-031	31c	0.65	0	$ -	$ -	0	$ -	$ -	3	$ 62,581	$ 73,159	$ -	$ -	$ 3,700	$ 100	$ 120,000	$ 70,000	$ 7,000	$ 276	$ 120,000	$ 70,000	$ 3,300	$ 176

			excluding land type 91			Land Type 91 (Res Excess)			20% of Imp			Previous				New				Difference			
PENN TOWNSHIP	Market Area	Median Acres	Vacant Sale Count	Median Vacant Sale Price/Acre	Time Adj. Median Vacant Sale Pirce/acre	Vacant Sale Count	Median Vacant Sale Price/Acre	Time Adj. Median Vacant Sale Pirce/acre	Imp Sale Count	Median Imp Sale Price*.2/Acre	Time Adj. Median Imp Sale Pirce*.2/acre	11 (Primary)	9 (Homesite)	91 (Res Excess)	F (Frontage)	11 (Primary)	9 (Homesite)	91 (Res Excess)	F (Frontage)	11 (Primary)	9 (Homesite)	91 (Res Excess)	F (Frontage)
7131028-031	31d	0.48	0	$ -	$ -	0	$ -	$ -	27	$ 81,818	$ 103,486	$ 90,600	$ 90,600	$ 3,700	$ 608	$ -	$ 140,000	$ 14,000	$ 624	$ (90,600)	$ 49,400	$ 10,300	$ 16
7131042-031	31d	0.52	1	$ 68,062	$ 89,515	0	$ -	$ -	4	$ 81,753	$ 101,720	$ -	$ -	$ 3,700	$ 120	$ 120,000	$ 70,000	$ 7,000	$ 248	$ 120,000	$ 70,000	$ 3,300	$ 128
7131048-031	31d	0.49	0	$ -	$ -	0	$ -	$ -	9	$ 67,225	$ 81,130	$ 68,500	$ 68,500	$ 3,700	$ 283	$ 120,000	$ 100,000	$ 10,000	$ 457	$ 51,500	$ 31,500	$ 6,300	$ 174
7131002-031	31e	20.00	1	$ 2,449	$ 2,468	0	$ -	$ -	23	$ 5,919	$ 6,506	$ 23,000	$ 23,000	$ 3,700	$ -	$ 55,000	$ 55,000	$ 5,500	$ 331	$ 32,000	$ 32,000	$ 1,800	$ 331
7131027-031	31e	0.60	0	$ -	$ -	0	$ -	$ -	27	$ 40,786	$ 47,717	$ 70,100	$ 70,100	$ 3,700	$ 458	$ 120,000	$ 70,100	$ 7,010	$ 325	$ 49,900	$ -	$ 3,310	$ (133)
7131035-031	31e	0.64	0	$ -	$ -	0	$ -	$ -	1	$ 46,862	$ 64,974	$ -	$ -	$ -	$ 139	$ -	$ 88,000	$ 8,800	$ 435	$ -	$ 88,000	$ 8,800	$ 296
7131037-031	31e	4.76	1	$ 39,007	$ 39,243	1	$ 9,398	$ 9,581	76	$ 14,496	$ 17,410	$ 67,600	$ 67,600	$ 9,600	$ 314	$ 70,000	$ 70,000	$ 7,000	$ 300	$ 2,400	$ 2,400	$ (2,600)	$ (14)
7131038-031	31e	1.87	0	$ -	$ -	1	$ 4,000	$ 4,698	30	$ 24,176	$ 30,257	$ 17,200	$ 17,200	$ 5,200	$ 300	$ -	$ 55,000	$ 5,500	$ 331	$ (17,200)	$ 37,800	$ 300	$ 31
7131039-031	31e	4.98	0	$ -	$ -	0	$ -	$ -	2	$ 10,194	$ 10,677	$ 23,000	$ 23,000	$ 3,700	$ -	$ 70,000	$ 70,000	$ 7,000	$ 300	$ 47,000	$ 47,000	$ 3,300	$ 300
7131041-031	31e	0.94	0	$ -	$ -	0	$ -	$ -	2	$ 16,899	$ 21,203	$ 42,400	$ 42,400	$ 9,600	$ 93	$ 88,000	$ 88,000	$ 8,800	$ 435	$ 45,600	$ 45,600	$ (800)	$ 342
7131043-031	31e	0.36	0	$ -	$ -	0	$ -	$ -	29	$ 106,595	$ 149,453	$ 114,200	$ 114,200	$ 3,700	$ 666	$ -	$ 140,000	$ 14,000	$ 470	$ (114,200)	$ 25,800	$ 10,300	$ (196)
7131044-031	31e	0.37	1	$ 129,630	$ 163,080	0	$ -	$ -	36	$ 91,794	$ 111,145	$ 77,600	$ 77,600	$ 3,700	$ 463	$ -	$ 120,000	$ 12,000	$ 386	$ (77,600)	$ 42,400	$ 8,300	$ (77)
7131046-031	31e	1.29	0	$ -	$ -	1	$ 37,037	$ 48,235	18	$ 27,383	$ 33,799	$ 66,700	$ 66,700	$ 20,100	$ 309	$ 55,000	$ 55,000	$ 5,500	$ 331	$ (11,700)	$ (11,700)	$ (14,600)	$ 22
7131056-031	31e	0.60	1	$ 30,195	$ 33,384	0	$ -	$ -	85	$ 66,640	$ 70,153	$ 72,000	$ 72,000	$ 3,300	$ 505	$ 55,000	$ 55,000	$ 5,500	$ 331	$ (17,000)	$ (17,000)	$ 2,200	$ (174)
7131062-031	31e	0.38	0	$ -	$ -	0	$ -	$ -	22	$ 110,394	$ 136,147	$ 116,100	$ 116,100	$ 3,700	$ 675	$ -	$ 120,000	$ 12,000	$ 452	$ (116,100)	$ 3,900	$ 8,300	$ (223)
7131063-031	31e	1.00	0	$ -	$ -	0	$ -	$ -	32	$ 38,632	$ 50,433	$ 82,600	$ 82,600	$ 10,700	$ 504	$ -	$ 45,000	$ 4,500	$ 248	$ (82,600)	$ (37,600)	$ (6,200)	$ (256)
7131066-031	31e	0.54	0	$ -	$ -	0	$ -	$ -	1	$ 138,870	$ 179,390	$ -	$ -	$ 3,700	$ 200	$ -	$ 55,000	$ 5,500	$ 331	$ -	$ 55,000	$ 1,800	$ 131
7131067-031	31e	0.77	1	$ 53,191	$ 59,336	0	$ -	$ -	33	$ 55,598	$ 64,561	$ 63,200	$ 63,200	$ 3,700	$ 434	$ 55,000	$ 55,000	$ 5,500	$ 331	$ (8,200)	$ (8,200)	$ 1,800	$ (103)
7131068-031	31e	0.46	0	$ -	$ -	0	$ -	$ -	13	$ 102,898	$ 127,972	$ 88,600	$ 88,600	$ 3,700	$ 510	$ -	$ 140,000	$ 14,000	$ 507	$ (88,600)	$ 51,400	$ 10,300	$ (3)
7131069-031	31e	0.56	0	$ -	$ -	0	$ -	$ -	21	$ 88,854	$ 96,964	$ 85,000	$ 85,000	$ 3,700	$ 565	$ -	$ 136,000	$ 13,600	$ 565	$ (85,000)	$ 51,000	$ 9,900	$ 0
7131080-031	31e	0.38	0	$ -	$ -	0	$ -	$ -	15	$ 118,800	$ 148,237	$ -	$ -	$ -	$ 139	$ 120,000	$ 140,000	$ 14,000	$ 478	$ 120,000	$ 140,000	$ 14,000	$ 339
7131029-031	31f	0.36	0	$ -	$ -	0	$ -	$ -	5	$ 165,102	$ 178,657	$ 27,300	$ 27,300	$ 9,650	$ 222	$ -	$ 165,000	$ 16,500	$ 570	$ (27,300)	$ 137,700	$ 6,850	$ 348
7131030-031	31f	0.38	0	$ -	$ -	1	$ 4,000	$ 4,152	42	$ 165,669	$ 180,475	$ 112,100	$ 112,100	$ 3,700	$ 608	$ -	$ 165,000	$ 16,500	$ 611	$ (112,100)	$ 52,900	$ 12,800	$ 3
7131033-031	31f	0.38	0	$ -	$ -	0	$ -	$ -	51	$ 146,242	$ 156,769	$ 110,100	$ 110,100	$ 3,700	$ 703	$ -	$ 150,000	$ 15,000	$ 517	$ (110,100)	$ 39,900	$ 11,300	$ (186)
7131047-031	31f	0.35	0	$ -	$ -	0	$ -	$ -	2	$ 165,470	$ 185,476	$ -	$ -	$ 3,700	$ 220	$ -	$ 200,000	$ 20,000	$ 689	$ -	$ 200,000	$ 16,300	$ 469
7131050-031	31f	0.40	0	$ -	$ -	0	$ -	$ -	93	$ 126,942	$ 147,287	$ 105,000	$ 105,000	$ 3,700	$ 662	$ 120,000	$ 140,000	$ 14,000	$ 530	$ 15,000	$ 35,000	$ 10,300	$ (132)
7131053-031	31f	0.39	0	$ -	$ -	0	$ -	$ -	16	$ 121,290	$ 162,829	$ 122,100	$ 122,100	$ 3,700	$ 635	$ -	$ 150,000	$ 15,000	$ 462	$ (122,100)	$ 27,900	$ 11,300	$ (173)
7131059-031	31f	0.94	1	$ 75,071	$ 75,969	0	$ -	$ -	32	$ 57,581	$ 72,331	$ 76,000	$ 76,000	$ 3,700	$ 451	$ 120,000	$ 76,000	$ 7,600	$ 452	$ 44,000	$ -	$ 3,900	$ 1
7131025-031	31g	0.38	0	$ -	$ -	0	$ -	$ -	68	$ 151,530	$ 181,537	$ 131,700	$ 131,700	$ 3,700	$ 786	$ -	$ 150,000	$ 15,000	$ 531	$ (131,700)	$ 18,300	$ 11,300	$ (255)
7131026-031	31g	0.32	0	$ -	$ -	0	$ -	$ -	52	$ 181,664	$ 221,326	$ 146,200	$ 146,200	$ 3,700	$ 125	$ -	$ 150,000	$ 15,000	$ 517	$ (146,200)	$ 3,800	$ 11,300	$ 392
7131051-031	31g	0.28	0	$ -	$ -	0	$ -	$ -	50	$ 217,800	$ 242,353	$ -	$ -	$ 3,700	$ 869	$ -	$ 175,000	$ 17,500	$ 603	$ -	$ 175,000	$ 13,800	$ (266)
7131052-031	31g	0.43	0	$ -	$ -	0	$ -	$ -	32	$ 196,953	$ 202,614	$ 154,200	$ 154,200	$ 3,700	$ 1,174	$ -	$ 175,000	$ 17,500	$ 785	$ (154,200)	$ 20,800	$ 13,800	$ (389)
7131064-031	31g	0.69	0	$ -	$ -	0	$ -	$ -	21	$ 103,487	$ 120,344	$ 96,300	$ 96,300	$ 3,700	$ 557	$ 120,000	$ 128,000	$ 12,800	$ 561	$ 23,700	$ 31,700	$ 9,100	$ 4
7131076-031	31g	0.42	0	$ -	$ -	0	$ -	$ -	25	$ 145,200	$ 190,340	$ 128,400	$ 128,400	$ 3,700	$ 761	$ -	$ 132,000	$ 13,200	$ 530	$ (128,400)	$ 3,600	$ 9,500	$ (231)
7131023-031	31i	0.47	0	$ -	$ -	0	$ -	$ -	6	$ 187,370	$ 247,606	$ 131,700	$ 131,700	$ 3,700	$ 2,000	$ -	$ 245,000	$ 24,500	$ 839	$ (131,700)	$ 113,300	$ 20,800	$ (1,161)
7131071-031	31i	0.39	0	$ -	$ -	0	$ -	$ -	10	$ 178,636	$ 200,231	$ 130,400	$ 130,400	$ 3,700	$ 807	$ -	$ 245,000	$ 24,500	$ 925	$ (130,400)	$ 114,600	$ 20,800	$ 118
7131074-031	31j	0.29	2	$ 246,703	$ 247,187	0	$ -	$ -	136	$ 339,023	$ 386,969	$ 155,000	$ 155,000	$ 3,700	$ 834	$ -	$ 290,000	$ 29,000	$ 846	$ (155,000)	$ 135,000	$ 25,300	$ 12
7131004-031	31k	1.00	0	$ -	$ -	0	$ -	$ -	1	$ 160,772	$ 196,366	$ 28,900	$ 28,900	$ -	$ 250	$ 120,000	$ 120,000	$ 12,000	$ 372	$ 91,100	$ 91,100	$ 12,000	$ 122
7131005-031	31k	2.25	0	$ -	$ -	0	$ -	$ -	11	$ 41,056	$ 50,097	$ 28,900	$ 28,900	$ -	$ 250	$ 120,000	$ 120,000	$ 12,000	$ 443	$ 91,100	$ 91,100	$ 12,000	$ 193
7131006-031	31k	2.37	1	$ 15,286	$ 20,173	0	$ -	$ -	0	$ -	$ -	$ 28,900	$ 28,900	$ 3,700	$ 250	$ 120,000	$ 120,000	$ 12,000	$ 372	$ 91,100	$ 91,100	$ 8,300	$ 122
7131007-031	31k	0.56	0	$ -	$ -	0	$ -	$ -	5	$ 57,760	$ 77,200	$ 28,900	$ 28,900	$ -	$ 250	$ 120,000	$ 120,000	$ 12,000	$ 443	$ 91,100	$ 91,100	$ 12,000	$ 193
7131011-031	31k	4.63	0	$ -	$ -	0	$ -	$ -	1	$ 8,811	$ 13,045	$ 16,660	$ 16,660	$ -	$ -	$ 120,000	$ 120,000	$ 12,000	$ 372	$ 103,340	$ 103,340	$ 12,000	$ 372
7131013-031	31k	2.96	0	$ -	$ -	0	$ -	$ -	5	$ 32,609	$ 38,213	$ 130,000	$ 130,000	$ -	$ 500	$ 160,000	$ 160,000	$ 16,000	$ 973	$ 30,000	$ 30,000	$ 16,000	$ 473
7131014-031	31k	1.19	0	$ -	$ -	0	$ -	$ -	4	$ 110,244	$ 132,884	$ 130,000	$ 130,000	$ -	$ 500	$ 120,000	$ 120,000	$ 12,000	$ 372	$ (10,000)	$ (10,000)	$ 12,000	$ (128)
7131016-031	31k	1.25	0	$ -	$ -	0	$ -	$ -	1	$ 19,360	$ 20,234	$ 130,000	$ 130,000	$ -	$ 500	$ 160,000	$ 160,000	$ 16,000	$ 973	$ 30,000	$ 30,000	$ 16,000	$ 473
7131022-031	31k	1.08	1	$ 85,526	$ 100,444	0	$ -	$ -	3	$ 37,290	$ 53,007	$ 90,000	$ 90,000	$ -	$ 300	$ 120,000	$ 120,000	$ 12,000	$ 372	$ 30,000	$ 30,000	$ 12,000	$ 72
7132002-032	32c	1.58	0	$ -	$ -	0	$ -	$ -	2	$ 23,474	$ 34,237	$ 100	$ 100	$ 3,700	$ -	$ 60,000	$ 64,000	$ 6,400	$ 432	$ 59,900	$ 63,900	$ 2,700	$ 432
7132003-032	32c	0.91	0	$ -	$ -	0	$ -	$ -	31	$ 35,364	$ 48,701	$ 62,100	$ 62,100	$ 3,700	$ 430	$ 60,000	$ 64,000	$ 6,400	$ 432	$ (2,100)	$ 1,900	$ 2,700	$ 2
7133001-033	33c	32.75	1	$ 2,990	$ 3,159	0	$ -	$ -	0	$ -	$ -	$ -	$ -	$ -	$ -	$ -	$ 105,000	$ 10,500	$ 400	$ -	$ 105,000	$ 10,500	$ 400
7133014-033	33g	0.17	0	$ -	$ -	0	$ -	$ -	45	$ 326,166	$ 385,783	$ 205,500	$ 205,500	$ 3,700	$ 1,162	$ -	$ 340,000	$ 34,000	$ 781	$ (205,500)	$ 134,500	$ 30,300	$ (381)
7133010-033	33h	0.67	0	$ -	$ -	0	$ -	$ -	14	$ 117,160	$ 146,460	$ 136,600	$ 136,600	$ 3,700	$ 810	$ -	$ 105,000	$ 10,500	$ 428	$ (136,600)	$ (31,600)	$ 6,800	$ (382)
7133012-033	33j	0.92	0	$ -	$ -	0	$ -	$ -	10	$ 160,907	$ 187,150	$ 278,100	$ 278,100	$ 3,700	$ 1,443	$ -	$ 210,000	$ 21,000	$ 1,021	$ (278,100)	$ (68,100)	$ 17,300	$ (422)
7133002-033	33k	3.71	0	$ -	$ -	0	$ -	$ -	1	$ 173,077	$ 215,520	$ 130,000	$ 130,000	$ -	$ 250	$ 160,000	$ 160,000	$ 16,000	$ 558	$ 30,000	$ 30,000	$ 16,000	$ 308
7133006-033	33k	0.66	0	$ -	$ -	0	$ -	$ -	1	$ 45,073	$ 64,263	$ 127,500	$ 127,500	$ -	$ 450	$ 160,000	$ 160,000	$ 16,000	$ 558	$ 32,500	$ 32,500	$ 16,000	$ 108

PENN TOWNSHIP	Market Area	Total Parcels	Homesite Value (Rounded to the Nearest $100)	Median Acres <= 1 acre	Median Acres with HS	Median Acres All Parcels	Previous 24/25 Price per Acre (HS or Primary)	Price Per Acre	Price Per Acre Difference	Median Frontage	Median Depth	Previous 24/25 Price per Front Foot	Price Per Front Foot	Price Per Front Foot Difference	Previous 24/25 Price per Acre Res Excess	Price Per Acre Res Excess	Price Per Acre Res Excess Difference
7122055-022	22c	38	$ 25,200	0.186		0.186		$ 135,000	$ 135,000	58	140	$ 184	$ 427	$ 243		$ 13,500	$ 13,500
7122094-022	22c	109	$ 26,400	0.091		0.091		$ 290,000	$ 290,000	41	100	$ 731	$ 641	$ (90)		$ 29,000	$ 29,000
7131059-022	22c	12	$ 30,700	0.404	2.830	2.415	$ 76,000	$ 76,000	$ -	100	150	$ 451	$ 611	$ 160	$ 3,700	$ 7,600	$ 3,900
7131063-022	22c	10	$ 16,700	0.220	0.915	0.540	$ 82,600	$ 76,000	$ (6,600)	107	239	$ 504	$ 611	$ 107	$ 10,700	$ 7,600	$ (3,100)
7131067-022	22c	4	$ -		1.465	1.465	$ 63,200	$ 76,000	$ 12,800				$ 611	$ 611	$ 3,700	$ 7,600	$ 3,900
7122054-022	22d	204	$ 40,800	0.355	0.962	0.397	$ 88,400	$ 115,000	$ 26,600	85	145	$ 591	$ 383	$ (208)	$ 3,700	$ 11,500	$ 7,800
7122058-022	22d	225	$ 45,100	0.485	0.995	0.489	$ 70,800	$ 93,000	$ 22,200	82	260	$ 550	$ 550	$ (0)	$ 3,700	$ 9,300	$ 5,600
7122067-022	22d	119	$ 47,500	0.500		0.667		$ 95,000	$ 95,000	84	244	$ 238	$ 545	$ 307	$ 3,700	$ 9,500	$ 5,800
7122095-022	22d	98	$ 44,100	0.088		0.088		$ 500,000	$ 500,000	32	100	$ 1,381	$ 1,377	$ (4)	$ 200	$ 50,000	$ 49,800
7122096-022	22d	47	$ -			7.455	$ 141,472	$ 120,000	$ (21,472)				$ 443	$ 443		$ 12,000	$ 12,000
7131038-022	22d	35	$ 47,800	0.096		0.155		$ 500,000	$ 500,000	85	181	$ 300	$ 1,377	$ 1,077	$ 3,700	$ 50,000	$ 46,300
7122001-022	22e	49	$ 105,400	0.310		0.310		$ 340,000	$ 340,000	82	109	$ 417	$ 818	$ 401	$ 3,700	$ 34,000	$ 30,300
7122002-022	22e	59	$ 25,500	0.212		0.213		$ 120,000	$ 120,000				$ 331	$ 331	$ 400	$ 12,000	$ 11,600
7122064-022	22e	251	$ 39,300	0.207	0.789	0.207	$ 103,100	$ 190,000	$ 86,900	60	143	$ 808	$ 654	$ (154)	$ 3,700	$ 19,000	$ 15,300
7122073-022	22e	4	$ 96,200	0.802		0.802	$ 168,912	$ 120,000	$ (48,912)				$ 443	$ 443		$ 12,000	$ 12,000
7122076-022	22e	8	$ -			1.037	$ 310,075	$ 120,000	$ (190,075)				$ 443	$ 443		$ 12,000	$ 12,000
7122078-022	22e	17	$ 25,100	0.209		1.828	$ 161,027	$ 120,000	$ (41,027)	60	152	$ 808	$ 443	$ (365)		$ 12,000	$ 12,000
7122079-022	22e	6	$ 90,500	0.754		0.754	$ 272,025	$ 120,000	$ (152,025)				$ 443	$ 443		$ 12,000	$ 12,000
7127432-022	22e	3	$ -					$ 120,000	$ 120,000				$ 443	$ 443		$ 12,000	$ 12,000
7131002-022	22e	51	$ 27,300	0.228	1.440	0.284	$ 20,950	$ 120,000	$ 99,050				$ 331	$ 331	$ 4,000	$ 12,000	$ 8,000
7131037-022	22e	41	$ 75,600	0.630	1.515	2.500	$ 67,600	$ 120,000	$ 52,400				$ 443	$ 443	$ 9,600	$ 12,000	$ 2,400
7131041-022	22e	6	$ 26,300	0.219		0.244		$ 120,000	$ 120,000	84	110	$ 93	$ 331	$ 238	$ 3,700	$ 12,000	$ 8,300
7122068-022	22f	317	$ 52,500	0.202	0.520	0.202	$ 158,900	$ 260,000	$ 101,100	75	110	$ 867	$ 684	$ (183)	$ 3,700	$ 26,000	$ 22,300
7122070-022	22f	91	$ 64,100	0.183		0.183		$ 350,000	$ 350,000	61	132	$ 981	$ 1,060	$ 79	$ 100	$ 35,000	$ 34,900
7122071-022	22f	404	$ 44,600	0.149	0.928	0.151	$ 145,700	$ 300,000	$ 154,300	60	100	$ 1,050	$ 689	$ (361)	$ 3,700	$ 30,000	$ 26,300
7122072-022	22f	48	$ 120,000	1.000	1.000	6.374	$ 18,740	$ 120,000	$ 101,260				$ 443	$ 443		$ 12,000	$ 12,000
7122074-022	22f	106	$ 54,000	0.208	0.225	0.208	$ 195,300	$ 260,000	$ 64,700	65	129	$ 1,119	$ 794	$ (325)	$ 3,700	$ 26,000	$ 22,300
7123016-022	22f	54	$ -			7.731	$ 306,105	$ 120,000	$ (186,105)				$ 443	$ 443		$ 12,000	$ 12,000
7123028-022	22f	33	$ -			5.104	$ 282,876	$ 120,000	$ (162,876)				$ 443	$ 443		$ 12,000	$ 12,000
7122053-022	22g	94	$ -			21.489	$ 240,300	$ 180,000	$ (60,300)				$ 615	$ 615		$ 18,000	$ 18,000
7122056-022	22g	31	$ 77,700	0.278		0.278		$ 280,000	$ 280,000	59	203	$ 296	$ 1,302	$ 1,006		$ 28,000	$ 28,000
7122066-022	22g	90	$ 57,700	0.406	1.079	0.411	$ 142,000	$ 142,000	$ -	100	162	$ 844	$ 521	$ (323)	$ 3,700	$ 14,200	$ 10,500
7122093-022	22g	103	$ 66,100	0.220	0.288	0.221	$ 276,000	$ 300,000	$ 24,000	58	150	$ 1,970	$ 1,079	$ (891)	$ 3,700	$ 30,000	$ 26,300
7122060-022	22i	66	$ 67,300	0.240	0.360	0.240	$ 185,500	$ 280,000	$ 94,500	75	135	$ 1,052	$ 896	$ (156)		$ 28,000	$ 28,000
7122061-022	22i	34	$ 209,600	0.419	1.010	0.510	$ 121,300	$ 500,000	$ 378,700	121	155	$ 927	$ 1,732	$ 805	$ 3,700	$ 50,000	$ 46,300
7122069-022	22i	34	$ 108,100	0.491		0.491		$ 220,000	$ 220,000	111	179	$ 505	$ 850	$ 345	$ 3,700	$ 22,000	$ 18,300
7122062-022	22j	83	$ 208,100	0.694	4.380	1.139	$ 152,005	$ 300,000	$ 147,996	130	200	$ 670	$ 1,742	$ 1,072	$ 3,700	$ 30,000	$ 26,300
7122003-022	22k	31	$ 50,200	0.502		1.689	$ 28,900	$ 100,000	$ 71,100	103	170	$ 250	$ 386	$ 136		$ 10,000	$ 10,000
7122005-022	22k	198	$ 74,700	0.747		2.000	$ 28,900	$ 100,000	$ 71,100	91	291	$ 250	$ 386	$ 136		$ 10,000	$ 10,000
7122009-022	22k	49	$ 31,000	0.310		1.315	$ 28,900	$ 100,000	$ 71,100	83	105	$ 250	$ 386	$ 136		$ 10,000	$ 10,000
7122011-022	22k	39	$ 48,900	0.489		1.000	$ 28,900	$ 100,000	$ 71,100	90	209	$ 250	$ 386	$ 136		$ 10,000	$ 10,000
7122014-022	22k	8	$ -			7.605	$ 16,660	$ 100,000	$ 83,340				$ 386	$ 386		$ 10,000	$ 10,000
7122015-022	22k	1	$ 30,000	0.300		0.300		$ 100,000	$ 100,000				$ 386	$ 386		$ 10,000	$ 10,000
7122017-022	22k	13	$ 300,000	1.000		4.030	$ 270,000	$ 300,000	$ 30,000				$ 959	$ 959	$ 8,200	$ 30,000	$ 21,800
7122019-022	22k	40	$ 241,500	0.805		1.305	$ 270,000	$ 300,000	$ 30,000				$ 959	$ 959		$ 30,000	$ 30,000
7122020-022	22k	7	$ 264,000	0.880		1.165	$ 262,500	$ 300,000	$ 37,500				$ 959	$ 959		$ 30,000	$ 30,000
7122022-022	22k	37	$ 91,800	0.459		1.920	$ 200,000	$ 200,000	$ -	131	299	$ 900	$ 673	$ (227)		$ 20,000	$ 20,000
7122024-022	22k	34	$ 137,700	0.459		1.181	$ 200,000	$ 300,000	$ 100,000	132	247	$ 900	$ 959	$ 59		$ 30,000	$ 30,000
7122026-022	22k	27	$ 83,000	0.277		1.033	$ 200,000	$ 300,000	$ 100,000	103	150	$ 900	$ 959	$ 59		$ 30,000	$ 30,000
7122028-022	22k	2	$ 129,900	0.433		0.433	$ 200,000	$ 300,000	$ 100,000				$ 959	$ 959		$ 30,000	$ 30,000
7122030-022	22k	19	$ 272,700	0.909		0.909	$ 200,000	$ 300,000	$ 100,000	66	600	$ 900	$ 959	$ 59		$ 30,000	$ 30,000
7122032-022	22k	16	$ 249,900	0.833		1.658	$ 200,000	$ 300,000	$ 100,000	134	422	$ 900	$ 959	$ 59		$ 30,000	$ 30,000
7122034-022	22k	37	$ 133,300	0.666		1.251	$ 130,000	$ 200,000	$ 70,000	175	272	$ 500	$ 673	$ 173		$ 20,000	$ 20,000
7122036-022	22k	39	$ 128,200	0.801		1.070	$ 138,750	$ 160,000	$ 21,250	142	250	$ 600	$ 558	$ (42)		$ 16,000	$ 16,000
7122038-022	22k	26	$ 216,700	0.722		1.033	$ 130,000	$ 300,000	$ 170,000	138	230	$ 500	$ 959	$ 459		$ 30,000	$ 30,000
7122040-022	22k	6	$ 131,300	0.625		2.345	$ 130,000	$ 210,000	$ 80,000				$ 701	$ 701		$ 21,000	$ 21,000
7122042-022	22k	13	$ 161,500	0.769		0.920		$ 210,000	$ 210,000	111	250	$ 500	$ 701	$ 201		$ 21,000	$ 21,000
7122044-022	22k	19	$ 95,400	0.596		0.837	$ 130,000	$ 160,000	$ 30,000	180	260	$ 500	$ 558	$ 58		$ 16,000	$ 16,000

PENN TOWNSHIP	Market Area	Total Parcels	Homesite Value (Rounded to the Nearest $100)	Median Acres <= 1 acre	Median Acres with HS	Median Acres All Parcels	Previous 24/25 Price per Acre (HS or Primary)	Price Per Acre	Price Per Acre Difference	Median Frontage	Median Depth	Previous 24/25 Price per Front Foot	Price Per Front Foot	Price Per Front Foot Difference	Previous 24/25 Price per Acre Res Excess	Price Per Acre Res Excess	Price Per Acre Res Excess Difference
7122046-022	22k	2	$ 163,800	0.780		0.780	$ 60,000	$ 210,000	$ 150,000				$ 701	$ 701		$ 21,000	$ 21,000
7122052-022	22k	2	$ 152,400	0.762		0.936		$ 200,000	$ 200,000				$ 673	$ 673		$ 20,000	$ 20,000
7122075-022	22k	60	$ 108,000	0.360		9.500	$ 37,300	$ 300,000	$ 262,700				$ 959	$ 959		$ 30,000	$ 30,000
7122077-022	22k	44	$ 26,100	0.163	0.126	3.510	$ 60,000	$ 160,000	$ 100,000				$ 558	$ 558		$ 16,000	$ 16,000
7122080-022	22k	4	$ -			3.492	$ 20,800	$ 100,000	$ 79,200				$ 386	$ 386		$ 10,000	$ 10,000
7123019-022	22k	2	$ 42,000	0.200		1.286	$ 200,000	$ 210,000	$ 10,000	265	390	$ 900	$ 701	$ (199)		$ 21,000	$ 21,000
7123029-022	22k	3	$ -			22.350	$ 130,000	$ 300,000	$ 170,000				$ 959	$ 959		$ 30,000	$ 30,000
7123034-022	22k	3	$ 8,000	0.080		0.080		$ 100,000	$ 100,000	209	65	$ 600	$ 386	$ (214)		$ 10,000	$ 10,000
7123077-022	22k	1	$ -			4.384	$ 37,300	$ 300,000	$ 262,700				$ 959	$ 959		$ 30,000	$ 30,000
7131004-022	22k	5	$ -			4.515	$ 28,900	$ 200,000	$ 171,100				$ 673	$ 673		$ 20,000	$ 20,000
7131011-022	22k	8	$ 76,000	0.760		1.085	$ 16,660	$ 100,000	$ 83,340				$ 386	$ 386		$ 10,000	$ 10,000
7131015-022	22k	1	$ 206,100	0.981		0.981		$ 210,000	$ 210,000	75	570	$ 500	$ 701	$ 201		$ 21,000	$ 21,000
7131016-022	22k	1	$ 98,000	0.980		0.980		$ 100,000	$ 100,000				$ 386	$ 386		$ 10,000	$ 10,000
7131021-022	22k	1	$ 113,900	0.569		0.569		$ 200,000	$ 200,000				$ 673	$ 673		$ 20,000	$ 20,000
7123053-023	23a	41	$ 12,900	0.161		0.161		$ 80,000	$ 80,000	70	100	$ 63	$ 184	$ 121		$ 8,000	$ 8,000
7123068-023	23a	62	$ 7,000	0.175		0.175		$ 40,000	$ 40,000	80	123	$ 115	$ 113	$ (2)	$ 3,700	$ 4,000	$ 300
7122016-023	23c	38	$ -			1.175	$ 16,660	$ 80,000	$ 63,340				$ 328	$ 328		$ 8,000	$ 8,000
7123001-023	23c	19	$ -		10.180	27.690	$ 16,600	$ 80,000	$ 63,400				$ 328	$ 328		$ 8,000	$ 8,000
7123010-023	23c	23	$ 27,000	0.135		0.135		$ 200,000	$ 200,000	44	127	$ 250	$ 609	$ 359		$ 20,000	$ 20,000
7123043-023	23c	9	$ 23,800	0.298	0.406	0.298	$ 107,500	$ 80,000	$ (27,500)				$ 328	$ 328	$ 3,700	$ 8,000	$ 4,300
7123045-023	23c	516	$ 30,000	0.110		0.110		$ 272,500	$ 272,500	43	116	$ 699	$ 698	$ (1)	$ 3,700	$ 27,250	$ 23,550
7123046-023	23c	381	$ 23,300	0.133	0.432	0.133	$ 94,900	$ 175,000	$ 80,100	44	132	$ 659	$ 515	$ (144)	$ 3,700	$ 17,500	$ 13,800
7123049-023	23c	316	$ 27,000	0.154		0.154		$ 175,000	$ 175,000	51	125	$ 829	$ 527	$ (302)	$ 3,700	$ 17,500	$ 13,800
7123051-023	23c	743	$ 23,300	0.133		0.133		$ 175,000	$ 175,000	50	116	$ 571	$ 483	$ (88)	$ 3,700	$ 17,500	$ 13,800
7123052-023	23c	286	$ 31,200	0.260	0.934	0.265	$ 90,800	$ 120,000	$ 29,200	70	147	$ 667	$ 679	$ 12	$ 3,700	$ 12,000	$ 8,300
7123055-023	23c	1296	$ 16,600	0.111	0.320	0.111	$ 82,000	$ 150,000	$ 68,000	40	118	$ 570	$ 416	$ (154)	$ 3,700	$ 15,000	$ 11,300
7123061-023	23c	85	$ 28,500	0.124		0.124		$ 230,000	$ 230,000	43	114	$ 245	$ 684	$ 439	$ 3,700	$ 23,000	$ 19,300
7123065-023	23c	473	$ 29,900	0.171	0.774	0.171	$ 66,000	$ 175,000	$ 109,000	62	120	$ 478	$ 486	$ 8	$ 3,700	$ 17,500	$ 13,800
7123066-023	23c	1497	$ 22,400	0.112	0.170	0.112	$ 71,700	$ 200,000	$ 128,300	44	116	$ 482	$ 500	$ 18	$ 3,700	$ 20,000	$ 16,300
7123069-023	23c	21	$ 23,800	0.396		0.802		$ 60,000	$ 60,000	95	228	$ 176	$ 506	$ 330	$ 3,700	$ 6,000	$ 2,300
7123071-023	23c	828	$ 27,500	0.137	0.343	0.137	$ 91,500	$ 200,000	$ 108,500	45	127	$ 603	$ 609	$ 6	$ 3,700	$ 20,000	$ 16,300
7123072-023	23c	385	$ 39,300	0.171		0.173		$ 230,000	$ 230,000	60	124	$ 653	$ 655	$ 2	$ 3,700	$ 23,000	$ 19,300
7123086-023	23c	140	$ -			14.613	$ 147,873	$ 100,000	$ (47,873)				$ 386	$ 386		$ 10,000	$ 10,000
7123090-023	23c	319	$ 24,600	0.112		0.112		$ 220,000	$ 220,000	42	116	$ 585	$ 586	$ 1	$ 3,700	$ 22,000	$ 18,300
7123091-023	23c	117	$ 14,100	0.117		0.117		$ 120,000	$ 120,000	43	119	$ 375	$ 350	$ (25)	$ 3,700	$ 12,000	$ 8,300
7131002-023	23c	1	$ -			3.590		$ 80,000	$ 80,000				$ 328	$ 328		$ 8,000	$ 8,000
7132002-023	23c	3	$ 22,800	0.130		1.176		$ 175,000	$ 175,000				$ 486	$ 486	$ 3,700	$ 17,500	$ 13,800
7132003-023	23c	1	$ -			1.920		$ 66,000	$ 66,000				$ 967	$ 967	$ 3,700	$ 6,600	$ 2,900
7133017-023	23c	2	$ 22,000	0.096		0.096		$ 230,000	$ 230,000	44	96	$ 178	$ 684	$ 506		$ 23,000	$ 23,000
7122018-023	23d	15	$ -			3.674	$ 139,602	$ 140,000	$ 398				$ 501	$ 501		$ 14,000	$ 14,000
7123048-023	23d	105	$ 37,300	0.201	0.231	0.201	$ 92,300	$ 185,000	$ 92,700	66	125	$ 531	$ 537	$ 6	$ 3,700	$ 18,500	$ 14,800
7123054-023	23d	187	$ 31,600	0.105		0.105		$ 300,000	$ 300,000	42	116	$ 612	$ 759	$ 147	$ 3,700	$ 30,000	$ 26,300
7123056-023	23d	221	$ 27,300	0.109	0.165	0.109	$ 156,300	$ 250,000	$ 93,700	40	116	$ 1,005	$ 682	$ (323)	$ 3,700	$ 25,000	$ 21,300
7123059-023	23d	151	$ 27,600	0.129	0.290	0.129	$ 103,900	$ 215,000	$ 111,100	40	140	$ 687	$ 691	$ 4	$ 3,700	$ 21,500	$ 17,800
7123060-023	23d	1402	$ 34,600	0.136	0.370	0.136	$ 101,100	$ 255,000	$ 153,900	48	121	$ 730	$ 728	$ (2)	$ 3,700	$ 25,500	$ 21,800
7123062-023	23d	85	$ 51,600	0.134	0.195	0.134	$ 186,500	$ 385,000	$ 198,500	45	125	$ 1,105	$ 1,105	$ (0)	$ 3,700	$ 38,500	$ 34,800
7123064-023	23d	574	$ 40,700	0.239	0.340	0.242	$ 126,700	$ 170,000	$ 43,300	66	146	$ 836	$ 605	$ (231)	$ 3,700	$ 17,000	$ 13,300
7123070-023	23d	196	$ 42,100	0.248	0.344	0.248	$ 119,800	$ 170,000	$ 50,200	80	126	$ 749	$ 527	$ (222)	$ 3,700	$ 17,000	$ 13,300
7123088-023	23d	41	$ 35,000	0.206		0.206		$ 170,000	$ 170,000	81	115	$ 320	$ 432	$ 112		$ 17,000	$ 17,000
7122063-023	23e	57	$ 31,500	0.175		0.175		$ 180,000	$ 180,000	74	103	$ 624	$ 426	$ (198)	$ 100	$ 18,000	$ 17,900
7123050-023	23e	60	$ 40,200	0.278	0.380	0.278	$ 200	$ 145,000	$ 144,800	77	153	$ 228	$ 509	$ 281	$ 3,700	$ 14,500	$ 10,800
7123058-023	23e	13	$ 48,500	0.335	1.645	0.355	$ 59,000	$ 145,000	$ 86,000	75	143	$ 262	$ 523	$ 261	$ 3,700	$ 14,500	$ 10,800
7123073-023	23e	527	$ 42,200	0.235		0.235		$ 180,000	$ 180,000	74	134	$ 882	$ 561	$ (321)	$ 3,700	$ 18,000	$ 14,300
7123082-023	23e	76	$ 44,200	0.118		0.118		$ 375,000	$ 375,000	40	123	$ 462	$ 1,102	$ 640		$ 37,500	$ 37,500
7122021-023	23f	16	$ -			2.860	$ 262,500	$ 145,000	$ (117,500)				$ 515	$ 515		$ 14,500	$ 14,500
7122031-023	23f	15	$ 145,000	1.000	1.000	1.000	$ 40,900	$ 145,000	$ 104,100				$ 515	$ 515		$ 14,500	$ 14,500
7116433-023	23g	147	$ 56,800	0.284	0.256	0.284	$ 113,600	$ 200,000	$ 86,400	78	144	$ 691	$ 689	$ (2)	$ 3,700	$ 20,000	$ 16,300
7116434-023	23g	92	$ 55,500	0.185		0.185		$ 300,000	$ 300,000	52	138	$ 263	$ 1,014	$ 751		$ 30,000	$ 30,000
7123074-023	23g	386	$ 62,700	0.281	0.370	0.281	$ 126,300	$ 223,000	$ 96,700	80	150	$ 767	$ 768	$ 1	$ 3,700	$ 22,300	$ 18,600
7123089-023	23g	24	$ 54,700	0.182		0.182		$ 300,000	$ 300,000	55	104	$ 180	$ 737	$ 557	$ 3,700	$ 30,000	$ 26,300
7132005-023	23g	83	$ 91,800	0.230	0.480	0.230	$ 140,700	$ 400,000	$ 259,300	75	125	$ 1,045	$ 1,148	$ 103		$ 40,000	$ 40,000

PENN TOWNSHIP	Market Area	Total Parcels	Homesite Value (Rounded to the Nearest $100)	Median Acres <= 1 acre	Median Acres with HS	Median Acres All Parcels	Previous 24/25 Price per Acre (HS or Primary)	Price Per Acre	Price Per Acre Difference	Median Frontage	Median Depth	Previous 24/25 Price per Front Foot	Price Per Front Foot	Price Per Front Foot Difference	Previous 24/25 Price per Acre Res Excess	Price Per Acre Res Excess	Price Per Acre Res Excess Difference
7123057-023	23i	18	$ -	0.000	0.000	0.000	$ 40,000	$ 480,000	$ 440,000				$ 1,676	$ 1,676		$ 48,000	$ 48,000
7123067-023	23i	29	$ 84,000	0.168		0.169		$ 500,000	$ 500,000	55	133	$ 1,050	$ 1,527	$ 477		$ 50,000	$ 50,000
7123087-023	23i	69	$ 89,100	0.356	0.717	0.358	$ 70,200	$ 250,000	$ 179,800	92	138	$ 550	$ 839	$ 289	$ 3,700	$ 25,000	$ 21,300
7130012-023	23i	9	$ -			1.470	$ 405,102	$ 480,000	$ 74,898				$ 1,676	$ 1,676		$ 48,000	$ 48,000
7102029-023	23k	1	$ 22,900	0.092		0.092		$ 250,000	$ 250,000	42	95	$ 151	$ 1,255	$ 1,104		$ 25,000	$ 25,000
7122034-023	23k	2	$ 169,200	0.677		1.509		$ 250,000	$ 250,000	287	213	$ 500	$ 1,255	$ 755		$ 25,000	$ 25,000
7122044-023	23k	1	$ -			1.033		$ 100,000	$ 100,000	294	153	$ 500	$ 386	$ (114)		$ 10,000	$ 10,000
7123004-023	23k	20	$ 28,100	0.281		2.495	$ 28,900	$ 100,000	$ 71,100	155	142	$ 250	$ 386	$ 136	$ 30,000	$ 10,000	$ (20,000)
7123006-023	23k	91	$ 38,100	0.381		1.620	$ 28,900	$ 100,000	$ 71,100	124	290	$ 250	$ 386	$ 136		$ 10,000	$ 10,000
7123008-023	23k	51	$ 39,500	0.395		0.810	$ 28,900	$ 100,000	$ 71,100	50	275	$ 250	$ 386	$ 136		$ 10,000	$ 10,000
7123012-023	23k	24	$ 39,600	0.396		0.575	$ 18,130	$ 100,000	$ 81,870	100	150	$ 200	$ 386	$ 186		$ 10,000	$ 10,000
7123013-023	23k	117	$ 50,800	0.350		0.448	$ 19,600	$ 145,000	$ 125,400	88	137	$ 200	$ 515	$ 315		$ 14,500	$ 14,500
7123014-023	23k	72	$ 33,000	0.132		0.145	$ 18,130	$ 250,000	$ 231,870	42	122	$ 200	$ 1,255	$ 1,055	$ 3,700	$ 25,000	$ 21,300
7123015-023	23k	35	$ 36,200	0.145		0.260	$ 17,700	$ 250,000	$ 232,300	46	145	$ 200	$ 1,255	$ 1,055		$ 25,000	$ 25,000
7123017-023	23k	26	$ 102,200	0.511		0.694	$ 200,000	$ 200,000	$ -	108	234	$ 900	$ 606	$ (294)		$ 20,000	$ 20,000
7123019-023	23k	11	$ 42,600	0.294		0.605	$ 200,000	$ 145,000	$ (55,000)	86	120	$ 900	$ 515	$ (385)		$ 14,500	$ 14,500
7123021-023	23k	3	$ 58,500	0.404		0.404		$ 145,000	$ 145,000	157	200	$ 900	$ 515	$ (385)		$ 14,500	$ 14,500
7123023-023	23k	12	$ 40,000	0.276		2.639	$ 200,000	$ 145,000	$ (55,000)	74	66	$ 675	$ 515	$ (160)		$ 14,500	$ 14,500
7123025-023	23k	11	$ 39,400	0.197		0.219		$ 200,000	$ 200,000	57	116	$ 900	$ 606	$ (294)		$ 20,000	$ 20,000
7123027-023	23k	36	$ 62,400	0.430		0.662	$ 200,000	$ 145,000	$ (55,000)	131	200	$ 900	$ 515	$ (385)		$ 14,500	$ 14,500
7123029-023	23k	444	$ 39,800	0.159		0.251	$ 130,000	$ 250,000	$ 120,000	63	119	$ 500	$ 1,255	$ 755	$ 3,700	$ 25,000	$ 21,300
7123030-023	23k	209	$ 34,900	0.139		0.146	$ 130,000	$ 250,000	$ 120,000	50	116	$ 500	$ 1,255	$ 755	$ 20,000	$ 25,000	$ 5,000
7123031-023	23k	90	$ 40,500	0.162		0.184	$ 130,000	$ 250,000	$ 120,000	61	120	$ 500	$ 1,255	$ 755		$ 25,000	$ 25,000
7123032-023	23k	18	$ 44,600	0.178		2.929	$ 130,000	$ 250,000	$ 120,000	89	115	$ 500	$ 1,255	$ 755		$ 25,000	$ 25,000
7123033-023	23k	150	$ 31,500	0.126		0.134	$ 130,000	$ 250,000	$ 120,000	44	118	$ 450	$ 1,255	$ 805		$ 25,000	$ 25,000
7123034-023	23k	244	$ 26,200	0.181		0.227	$ 130,000	$ 145,000	$ 15,000	66	119	$ 450	$ 515	$ 65	$ 30,000	$ 14,500	$ (15,500)
7123037-023	23k	4	$ 64,100	0.320		0.320		$ 200,000	$ 200,000	82	142	$ 225	$ 606	$ 381		$ 20,000	$ 20,000
7123039-023	23k	2	$ 24,300	0.121		0.802		$ 200,000	$ 200,000	131	211	$ 225	$ 606	$ 381		$ 20,000	$ 20,000
7123041-023	23k	8	$ 92,500	0.463		0.624		$ 200,000	$ 200,000	102	221	$ 225	$ 606	$ 381		$ 20,000	$ 20,000
7123047-023	23k	5	$ 212,500	0.850		0.850		$ 250,000	$ 250,000				$ 1,255	$ 1,255		$ 25,000	$ 25,000
7123063-023	23k	2	$ 25,000	0.100		0.100		$ 250,000	$ 250,000				$ 1,255	$ 1,255	$ 2,350	$ 25,000	$ 22,650
7123076-023	23k	2	$ 2,400	0.024		0.024		$ 100,000	$ 100,000	24	79	$ 7,575	$ 386	$ (7,189)		$ 10,000	$ 10,000
7123077-023	23k	3	$ -	0.000		5.073	$ 37,300	$ 145,000	$ 107,700				$ 515	$ 515	$ 194,400	$ 14,500	$(179,900)
7123078-023	23k	66	$ 56,300	0.225		0.409	$ 29,000	$ 250,000	$ 221,000	90	116	$ 400	$ 1,255	$ 855		$ 25,000	$ 25,000
7123079-023	23k	21	$ 22,400	0.112		0.112		$ 200,000	$ 200,000	47	111	$ 201	$ 606	$ 405		$ 20,000	$ 20,000
7123084-023	23k	4	$ 128,400	0.514		0.886	$ 17,500	$ 250,000	$ 232,500	98	200	$ 450	$ 1,255	$ 805		$ 25,000	$ 25,000
7123085-023	23k	22	$ 23,700	0.095		0.095		$ 250,000	$ 250,000	51	88	$ 300	$ 1,255	$ 955	$ 4,800	$ 25,000	$ 20,200
7130007-030	30c	34	$ 67,500	0.750		1.128		$ 90,000	$ 90,000				$ 303	$ 303	$ 5,200	$ 9,000	$ 3,800
7130010-030	30c	716	$ 23,300	0.259	0.780	0.266	$ 67,500	$ 90,000	$ 22,500	74	149	$ 491	$ 303	$ (188)	$ 3,700	$ 9,000	$ 5,300
7133010-030	30c	1	$ 35,100	0.390		0.390		$ 90,000	$ 90,000	100	170	$ 810	$ 303	$ (507)		$ 9,000	$ 9,000
7130009-030	30d	171	$ 65,400	0.344	0.254	0.344	$ 97,500	$ 190,000	$ 92,500	100	150	$ 664	$ 663	$ (1)	$ 3,700	$ 19,000	$ 15,300
7123080-030	30g	355	$ 63,900	0.222		0.222		$ 288,000	$ 288,000	70	130	$ 884	$ 887	$ 3		$ 28,800	$ 28,800
7122062-030	30j	21	$ 117,200	0.366	1.210	0.394	$ 50,000	$ 320,000	$ 270,000	100	141	$ 625	$ 1,065	$ 440	$ 3,700	$ 32,000	$ 28,300
7130001-030	30k	73	$ 95,400	0.795		2.000	$ 28,900	$ 120,000	$ 91,100				$ 443	$ 443		$ 12,000	$ 12,000
7130002-030	30k	91	$ 92,200	0.439	0.720	0.574	$ 67,500	$ 210,000	$ 142,500	96	164	$ 200	$ 400	$ 200	$ 3,700	$ 21,000	$ 17,300
7130004-030	30k	63	$ 57,900	0.275		0.418	$ 90,000	$ 210,000	$ 120,000	95	148	$ 200	$ 400	$ 200		$ 21,000	$ 21,000
7130013-030	30k	1	$ -			1.680	$ 16,660	$ 235,000	$ 218,340				$ 890	$ 890		$ 23,500	$ 23,500
7131018-030	30k	1	$ -			36.490		$ 235,000	$ 235,000				$ 890	$ 890		$ 23,500	$ 23,500
7131040-031	31c	248	$ 42,800	0.407	0.400	0.407	$ 64,800	$ 105,000	$ 40,200	81	219	$ 523	$ 528	$ 6	$ 3,700	$ 10,500	$ 6,800
7131045-031	31c	347	$ 34,200	0.244	0.470	0.244	$ 101,500	$ 140,000	$ 38,500	80	128	$ 580	$ 411	$ (169)	$ 3,700	$ 14,000	$ 10,300
7131054-031	31c	152	$ 34,400	0.265	0.650	0.265	$ 71,600	$ 130,000	$ 58,400	86	134	$ 554	$ 400	$ (154)	$ 3,700	$ 13,000	$ 9,300
7131057-031	31c	308	$ 52,100	0.401	0.817	0.430	$ 96,400	$ 130,000	$ 33,600	87	162	$ 709	$ 746	$ 37	$ 3,700	$ 13,000	$ 9,300
7131058-031	31c	203	$ 23,900	0.239		0.239		$ 100,000	$ 100,000	80	130	$ 113	$ 311	$ 198	$ 3,700	$ 10,000	$ 6,300
7131060-031	31c	60	$ 23,000	0.230	0.570	0.230	$ 17,200	$ 100,000	$ 82,800	80	125	$ 115	$ 287	$ 172		$ 10,000	$ 10,000
7131061-031	31c	49	$ 42,400	0.605		0.646		$ 70,000	$ 70,000	120	158	$ 100	$ 276	$ 176	$ 3,700	$ 7,000	$ 3,300

PENN TOWNSHIP	Market Area	Total Parcels	Homesite Value (Rounded to the Nearest $100)	Median Acres <= 1 acre	Median Acres with HS	Median Acres All Parcels	Previous 24/25 Price per Acre (HS or Primary)	Price Per Acre	Price Per Acre Difference	Median Frontage	Median Depth	Previous 24/25 Price per Front Foot	Price Per Front Foot	Price Per Front Foot Difference	Previous 24/25 Price per Acre Res Excess	Price Per Acre Res Excess	Price Per Acre Res Excess Difference
7131028-031	31d	179	$ 64,900	0.464	1.000	0.476	$ 90,600	$ 140,000	$ 49,400	101	175	$ 608	$ 624	$ 16	$ 3,700	$ 14,000	$ 10,300
7131042-031	31d	50	$ 36,000	0.514		0.518		$ 70,000	$ 70,000	132	140	$ 120	$ 248	$ 128	$ 3,700	$ 7,000	$ 3,300
7131048-031	31d	67	$ 47,400	0.474	1.370	0.490	$ 68,500	$ 100,000	$ 31,500	100	207	$ 283	$ 457	$ 174	$ 3,700	$ 10,000	$ 6,300
7101050-031	31e	1	$ -			1.509		$ 88,000	$ 88,000				$ 435	$ 435	$ 3,700	$ 8,800	$ 5,100
7122002-031	31e	3	$ -			9.100		$ 55,000	$ 55,000				$ 331	$ 331	$ 3,700	$ 5,500	$ 1,800
7131001-031	31e	35	$ 70,000	1.000	1.000	2.490	$ 96,300	$ 70,000	$ (26,300)				$ 300	$ 300		$ 7,000	$ 7,000
7131002-031	31e	3835	$ 35,200	0.640	9.940	20.000	$ 23,000	$ 55,000	$ 32,000				$ 331	$ 331	$ 3,700	$ 5,500	$ 1,800
7131027-031	31e	183	$ 35,100	0.500	1.135	0.599	$ 70,100	$ 70,100	$ -	104	174	$ 458	$ 325	$ (133)	$ 3,700	$ 7,010	$ 3,310
7131032-031	31e	8	$ 48,900	0.556		0.560		$ 88,000	$ 88,000	102	228	$ 159	$ 435	$ 276		$ 8,800	$ 8,800
7131035-031	31e	12	$ 56,000	0.636		0.636		$ 88,000	$ 88,000	100	186	$ 139	$ 435	$ 296		$ 8,800	$ 8,800
7131037-031	31e	1741	$ 45,400	0.649	4.924	4.761	$ 67,600	$ 70,000	$ 2,400	113	210	$ 314	$ 300	$ (14)	$ 9,600	$ 7,000	$ (2,600)
7131038-031	31e	428	$ 41,200	0.750	2.540	1.870	$ 17,200	$ 55,000	$ 37,800	127	239	$ 300	$ 331	$ 31	$ 5,200	$ 5,500	$ 300
7131039-031	31e	46	$ 33,300	0.475	10.500	4.976	$ 23,000	$ 70,000	$ 47,000				$ 300	$ 300	$ 3,700	$ 7,000	$ 3,300
7131041-031	31e	67	$ 82,100	0.933	1.800	0.939	$ 42,400	$ 88,000	$ 45,600	120	341	$ 93	$ 435	$ 342	$ 9,600	$ 8,800	$ (800)
7131043-031	31e	182	$ 49,100	0.350	1.330	0.360	$ 114,200	$ 140,000	$ 25,800	104	151	$ 666	$ 470	$ (196)	$ 3,700	$ 14,000	$ 10,300
7131044-031	31e	166	$ 42,700	0.355	0.910	0.367	$ 77,600	$ 120,000	$ 42,400	109	140	$ 463	$ 386	$ (77)	$ 3,700	$ 12,000	$ 8,300
7131046-031	31e	280	$ 35,800	0.650	1.350	1.290	$ 66,700	$ 55,000	$ (11,700)	107	198	$ 309	$ 331	$ 22	$ 20,100	$ 5,500	$ (14,600)
7131056-031	31e	948	$ 24,900	0.453	1.250	0.599	$ 72,000	$ 55,000	$ (17,000)	100	166	$ 505	$ 331	$ (174)	$ 3,300	$ 5,500	$ 2,200
7131062-031	31e	133	$ 45,400	0.379	3.910	0.379	$ 116,100	$ 120,000	$ 3,900	100	162	$ 675	$ 452	$ (223)	$ 3,700	$ 12,000	$ 8,300
7131063-031	31e	296	$ 28,400	0.631	1.820	1.000	$ 82,600	$ 45,000	$ (37,600)	105	240	$ 504	$ 248	$ (256)	$ 10,700	$ 4,500	$ (6,200)
7131066-031	31e	43	$ 25,000	0.455		0.540		$ 55,000	$ 55,000	65	170	$ 200	$ 331	$ 131	$ 3,700	$ 5,500	$ 1,800
7131067-031	31e	367	$ 34,700	0.631	1.380	0.770	$ 63,200	$ 55,000	$ (8,200)	103	264	$ 434	$ 331	$ (103)	$ 3,700	$ 5,500	$ 1,800
7131068-031	31e	119	$ 61,000	0.436	2.943	0.457	$ 88,600	$ 140,000	$ 51,400	100	165	$ 510	$ 507	$ (3)	$ 3,700	$ 14,000	$ 10,300
7131069-031	31e	113	$ 73,700	0.542	0.840	0.557	$ 85,000	$ 136,000	$ 51,000	124	200	$ 565	$ 565	$ 0	$ 3,700	$ 13,600	$ 9,900
7131080-031	31e	145	$ 53,400	0.382		0.383		$ 140,000	$ 140,000	105	150	$ 139	$ 478	$ 339		$ 14,000	$ 14,000
7122077-031	31f	1	$ -			14.166		$ 76,000	$ 76,000				$ 452	$ 452	$ 3,700	$ 7,600	$ 3,900
7131029-031	31f	40	$ 58,900	0.357	0.474	0.358	$ 27,300	$ 165,000	$ 137,700	100	149	$ 222	$ 570	$ 348	$ 9,650	$ 16,500	$ 6,850
7131030-031	31f	378	$ 60,600	0.367	1.650	0.377	$ 112,100	$ 165,000	$ 52,900	99	158	$ 608	$ 611	$ 3	$ 3,700	$ 16,500	$ 12,800
7131033-031	31f	450	$ 55,500	0.370	1.566	0.376	$ 110,100	$ 150,000	$ 39,900	104	151	$ 703	$ 517	$ (186)	$ 3,700	$ 15,000	$ 11,300
7131047-031	31f	23	$ 70,900	0.355		0.355		$ 200,000	$ 200,000	100	150	$ 220	$ 689	$ 469	$ 3,700	$ 20,000	$ 16,300
7131050-031	31f	705	$ 54,600	0.390	1.255	0.400	$ 105,000	$ 140,000	$ 35,000	100	157	$ 662	$ 530	$ (132)	$ 3,700	$ 14,000	$ 10,300
7131053-031	31f	123	$ 56,100	0.374	1.190	0.386	$ 122,100	$ 150,000	$ 27,900	116	138	$ 635	$ 462	$ (173)	$ 3,700	$ 15,000	$ 11,300
7131059-031	31f	232	$ 48,300	0.635	1.466	0.942	$ 76,000	$ 76,000	$ -	110	235	$ 451	$ 452	$ 1	$ 3,700	$ 7,600	$ 3,900
7131025-031	31g	308	$ 56,800	0.379	1.198	0.382	$ 131,700	$ 150,000	$ 18,300	107	150	$ 786	$ 531	$ (255)	$ 3,700	$ 15,000	$ 11,300
7131026-031	31g	247	$ 47,700	0.318	2.116	0.319	$ 146,200	$ 150,000	$ 3,800	87	150	$ 125	$ 517	$ 392	$ 3,700	$ 15,000	$ 11,300
7131051-031	31g	333	$ 49,200	0.281		0.281		$ 175,000	$ 175,000	80	150	$ 869	$ 603	$ (266)	$ 3,700	$ 17,500	$ 13,800
7131052-031	31g	333	$ 69,900	0.399	0.990	0.434	$ 154,200	$ 175,000	$ 20,800	85	190	$ 1,174	$ 785	$ (389)	$ 3,700	$ 17,500	$ 13,800
7131064-031	31g	111	$ 80,900	0.632	1.770	0.688	$ 96,300	$ 128,000	$ 31,700	133	191	$ 557	$ 561	$ 4	$ 3,700	$ 12,800	$ 9,100
7131076-031	31g	166	$ 55,500	0.420	1.156	0.420	$ 128,400	$ 132,000	$ 3,600	100	175	$ 761	$ 530	$ (231)	$ 3,700	$ 13,200	$ 9,500
7131023-031	31i	39	$ 99,700	0.407	1.770	0.468	$ 131,700	$ 245,000	$ 113,300	110	151	$ 2,000	$ 839	$ (1,161)	$ 3,700	$ 24,500	$ 20,800
7131071-031	31i	83	$ 93,100	0.380	0.587	0.394	$ 130,400	$ 245,000	$ 114,600	102	180	$ 807	$ 925	$ 118	$ 3,700	$ 24,500	$ 20,800
7131074-031	31j	437	$ 83,600	0.288	0.610	0.292	$ 155,000	$ 290,000	$ 135,000	80	130	$ 834	$ 846	$ 12	$ 3,700	$ 29,000	$ 25,300
7122003-031	31k	3	$ -			8.490	$ 28,900	$ 160,000	$ 131,100				$ 973	$ 973		$ 16,000	$ 16,000
7122019-031	31k	1	$ -			1.580		$ 120,000	$ 120,000				$ 372	$ 372		$ 12,000	$ 12,000
7122044-031	31k	5	$ 30,400	0.190		4.570	$ 117,500	$ 160,000	$ 42,500				$ 973	$ 973		$ 16,000	$ 16,000
7122071-031	31k	2	$ 94,300	0.590		0.590		$ 160,000	$ 160,000				$ 973	$ 973	$ 3,700	$ 16,000	$ 12,300
7123017-031	31k	2	$ -			8.560		$ 120,000	$ 120,000				$ 372	$ 372		$ 12,000	$ 12,000
7130004-031	31k	1	$ -			3.512		$ 120,000	$ 120,000				$ 372	$ 372		$ 12,000	$ 12,000
7131004-031	31k	51	$ 22,800	0.190		1.000	$ 28,900	$ 120,000	$ 91,100	107	193	$ 250	$ 372	$ 122		$ 12,000	$ 12,000
7131005-031	31k	178	$ 65,400	0.545		2.250	$ 28,900	$ 120,000	$ 91,100	101	252	$ 250	$ 443	$ 193		$ 12,000	$ 12,000
7131006-031	31k	67	$ 52,200	0.435		2.365	$ 28,900	$ 120,000	$ 91,100	177	232	$ 250	$ 372	$ 122	$ 3,700	$ 12,000	$ 8,300
7131007-031	31k	40	$ 38,000	0.317		0.558	$ 28,900	$ 120,000	$ 91,100	92	139	$ 250	$ 443	$ 193		$ 12,000	$ 12,000
7131008-031	31k	19	$ 33,400	0.278		2.314	$ 17,700	$ 120,000	$ 102,300	190	307	$ 200	$ 372	$ 172		$ 12,000	$ 12,000
7131009-031	31k	3	$ -			3.820	$ 17,700	$ 160,000	$ 142,300				$ 973	$ 973		$ 16,000	$ 16,000
7131010-031	31k	11	$ 23,500	0.147		6.400	$ 17,000	$ 160,000	$ 143,000				$ 973	$ 973		$ 16,000	$ 16,000
7131011-031	31k	12	$ 38,400	0.320		4.630	$ 16,660	$ 120,000	$ 103,340				$ 372	$ 372		$ 12,000	$ 12,000
7131012-031	31k	2	$ -			7.780	$ 270,000	$ 120,000	$ (150,000)				$ 372	$ 372		$ 12,000	$ 12,000
7131013-031	31k	74	$ 112,900	0.706		2.960	$ 130,000	$ 160,000	$ 30,000	110	170	$ 500	$ 973	$ 473		$ 16,000	$ 16,000

PENN TOWNSHIP	Market Area	Total Parcels	Homesite Value (Rounded to the Nearest $100)	Median Acres <= 1 acre	Median Acres with HS	Median Acres All Parcels	Previous 24/25 Price per Acre (HS or Primary)	Price Per Acre	Price Per Acre Difference	Median Frontage	Median Depth	Previous 24/25 Price per Front Foot	Price Per Front Foot	Price Per Front Foot Difference	Previous 24/25 Price per Acre Res Excess	Price Per Acre Res Excess	Price Per Acre Res Excess Difference
7131014-031	31k	31	$ 80,500	0.671		1.194	$ 130,000	$ 120,000	$ (10,000)	200	207	$ 500	$ 372	$ (128)		$ 12,000	$ 12,000
7131015-031	31k	25	$ 113,100	0.707		1.290	$ 130,000	$ 160,000	$ 30,000	105	176	$ 500	$ 973	$ 473		$ 16,000	$ 16,000
7131016-031	31k	43	$ 59,500	0.372		1.250	$ 130,000	$ 160,000	$ 30,000	120	135	$ 500	$ 973	$ 473		$ 16,000	$ 16,000
7131017-031	31k	38	$ 68,800	0.430		1.120	$ 130,000	$ 160,000	$ 30,000	128	140	$ 500	$ 973	$ 473		$ 16,000	$ 16,000
7131018-031	31k	63	$ 18,400	0.154		2.410	$ 90,000	$ 120,000	$ 30,000	74	169	$ 300	$ 372	$ 72		$ 12,000	$ 12,000
7131019-031	31k	25	$ 94,300	0.786		1.166	$ 90,000	$ 120,000	$ 30,000	132	265	$ 150	$ 372	$ 222		$ 12,000	$ 12,000
7131020-031	31k	1	$ 47,800	0.398		0.398		$ 120,000	$ 120,000	81	214	$ 200	$ 372	$ 172		$ 12,000	$ 12,000
7131021-031	31k	8	$ 93,600	0.780		0.860		$ 120,000	$ 120,000	75	185	$ 200	$ 372	$ 172		$ 12,000	$ 12,000
7131022-031	31k	22	$ 78,500	0.654		1.081	$ 90,000	$ 120,000	$ 30,000	132	300	$ 300	$ 372	$ 72		$ 12,000	$ 12,000
7131072-031	31k	2	$ -			2.034		$ 120,000	$ 120,000				$ 372	$ 372		$ 12,000	$ 12,000
7133006-031	31k	1	$ -					$ 160,000	$ 160,000	60		$ 225	$ 973	$ 748		$ 16,000	$ 16,000
7132002-032	32c	33	$ 42,900	0.670		1.580	$ 100	$ 64,000	$ 63,900				$ 432	$ 432	$ 3,700	$ 6,400	$ 2,700
7132003-032	32c	222	$ 54,300	0.849	1.269	0.909	$ 62,100	$ 64,000	$ 1,900	132	297	$ 430	$ 432	$ 2	$ 3,700	$ 6,400	$ 2,700
7132004-032	32c	15	$ -			50.450		$ 60,000	$ 60,000				$ 271	$ 271		$ 6,000	$ 6,000
7131067-033	33c	2	$ 26,100	0.218		0.218		$ 120,000	$ 120,000	60	158	$ 434	$ 435	$ 1		$ 12,000	$ 12,000
7133001-033	33c	87	$ -			32.745		$ 105,000	$ 105,000				$ 400	$ 400		$ 10,500	$ 10,500
7133009-033	33c	14	$ 95,600	0.910		4.730		$ 105,000	$ 105,000				$ 400	$ 400		$ 10,500	$ 10,500
7133011-033	33c	112	$ -			6.880	$ 216,940	$ 105,000	$ (111,940)				$ 400	$ 400		$ 10,500	$ 10,500
7133014-033	33g	162	$ 59,000	0.174	0.421	0.174	$ 205,500	$ 340,000	$ 134,500	68	110	$ 1,162	$ 781	$ (381)	$ 3,700	$ 34,000	$ 30,300
7133010-033	33h	96	$ 67,700	0.645	1.070	0.673	$ 136,600	$ 105,000	$ (31,600)	119	189	$ 810	$ 428	$ (382)	$ 3,700	$ 10,500	$ 6,800
7133012-033	33j	56	$ 155,700	0.741	1.439	0.924	$ 278,100	$ 210,000	$ (68,100)	152	216	$ 1,443	$ 1,021	$ (422)	$ 3,700	$ 21,000	$ 17,300
7131013-033	33k	1	$ 83,200	0.520		0.520		$ 160,000	$ 160,000				$ 558	$ 558		$ 16,000	$ 16,000
7133002-033	33k	16	$ 116,800	0.730		3.705	$ 130,000	$ 160,000	$ 30,000	142	224	$ 250	$ 558	$ 308		$ 16,000	$ 16,000
7133003-033	33k	1	$ -			6.198		$ 160,000	$ 160,000	450	600	$ 450	$ 558	$ 108		$ 16,000	$ 16,000
7133006-033	33k	5	$ 92,100	0.576		0.661	$ 127,500	$ 160,000	$ 32,500	150	169	$ 450	$ 558	$ 108		$ 16,000	$ 16,000
7133015-033	33k	9	$ -			22.160	$ 37,300	$ 160,000	$ 122,700				$ 558	$ 558		$ 16,000	$ 16,000
7133016-033	33k	2	$ -			17.750		$ 160,000	$ 160,000				$ 558	$ 558		$ 16,000	$ 16,000

State Parcel Number	Neighborhood Code	Market Area	Acres	Property Class	Sale Date	Adj Sale Price	Time Adjusted Sale Price (TASP)	Res Excess Acres	Res Homesite/ Frontage Acres	TASP/Acre	NBHD Sale Count	Median TASP/Acre
71-09-13-452-031.000-023	7116433-023	23g	0.27	510	6/28/2024	$ 319,900	$ 324,807	0.00	0.27	$ 241,856	21	$ 243,074
71-09-13-452-027.000-023	7116433-023	23g	0.27	510	4/9/2024	$ 314,000	$ 321,085	0.00	0.27	$ 234,436	21	$ 243,074
71-09-13-452-004.000-023	7116433-023	23g	0.52	510	3/28/2023	$ 297,100	$ 325,924	0.00	0.52	$ 124,472	21	$ 243,074
71-09-13-452-024.000-023	7116433-023	23g	0.27	510	8/12/2022	$ 299,900	$ 342,992	0.00	0.27	$ 257,045	21	$ 243,074
71-09-13-453-001.000-023	7116433-023	23g	0.26	510	12/10/2021	$ 342,000	$ 400,348	0.00	0.26	$ 304,349	21	$ 243,074
71-09-13-226-023.000-023	7116433-023	23g	0.27	510	8/20/2021	$ 265,000	$ 327,022	0.00	0.27	$ 242,239	21	$ 243,074
71-09-13-452-021.000-023	7116433-023	23g	0.32	510	6/25/2021	$ 280,000	$ 350,056	0.00	0.32	$ 215,770	21	$ 243,074
71-09-13-452-014.000-023	7116433-023	23g	0.35	510	11/30/2020	$ 252,000	$ 329,832	0.00	0.35	$ 190,172	21	$ 243,074
71-09-13-378-007.000-023	7116433-023	23g	0.30	510	10/20/2020	$ 400,000	$ 503,082	0.00	0.30	$ 340,284	21	$ 243,074
71-10-19-102-002.000-023	7116433-023	23g	0.79	510	9/29/2020	$ 305,000	$ 385,496	0.46	0.33	$ 97,594	21	$ 243,074
71-09-13-378-002.000-023	7116433-023	23g	0.26	510	9/25/2020	$ 241,000	$ 319,607	0.00	0.26	$ 243,074	21	$ 243,074
71-09-13-378-001.000-023	7116433-023	23g	0.31	510	8/7/2020	$ 290,000	$ 387,124	0.00	0.31	$ 250,902	21	$ 243,074
71-10-19-103-006.000-023	7116433-023	23g	0.26	510	7/30/2020	$ 290,000	$ 389,674	0.00	0.26	$ 303,110	21	$ 243,074
71-09-13-453-002.000-023	7116433-023	23g	0.26	510	7/7/2020	$ 294,000	$ 395,049	0.00	0.26	$ 308,614	21	$ 243,074
71-09-13-452-012.000-023	7116433-023	23g	0.70	510	6/30/2020	$ 250,000	$ 338,137	0.00	0.70	$ 97,043	21	$ 243,074
71-09-13-452-015.000-023	7116433-023	23g	0.33	510	6/9/2020	$ 216,900	$ 293,368	0.00	0.33	$ 178,007	21	$ 243,074
71-09-13-453-022.000-023	7116433-023	23g	0.25	510	2/12/2020	$ 235,500	$ 326,971	0.00	0.25	$ 260,144	21	$ 243,074
71-09-13-452-005.000-023	7116433-023	23g	0.43	510	8/30/2019	$ 235,000	$ 339,199	0.00	0.43	$ 158,027	21	$ 243,074
71-10-19-103-007.000-023	7116433-023	23g	0.26	510	5/15/2019	$ 229,000	$ 336,925	0.00	0.26	$ 254,800	21	$ 243,074
71-09-13-226-017.000-023	7116433-023	23g	0.20	510	4/18/2019	$ 366,750	$ 499,861	0.00	0.20	$ 499,861	21	$ 243,074
71-09-13-453-012.000-023	7116433-023	23g	0.26	510	4/15/2019	$ 220,000	$ 325,738	0.00	0.26	$ 250,249	21	$ 243,074

State Parcel Number	Neighborhood Code	Market Area	Acres	Property Class	Sale Date	Adj Sale Price	Time Adjusted Sale Price (TASP)	Res Excess Acres	Res Homesite/ Frontage Acres	TASP/Acre	NBHD Sale Count	Median TASP/Acre
71-09-24-207-016.000-023	7116434-023	23g	0.38	510	9/22/2023	$ 330,000	$ 347,508	0.00	0.38	$ 182,094	25	$ 363,332
71-09-24-207-011.000-023	7116434-023	23g	0.17	510	1/23/2023	$ 290,000	$ 321,852	0.00	0.17	$ 389,441	25	$ 363,332
71-09-24-206-006.000-023	7116434-023	23g	0.19	510	11/18/2022	$ 325,000	$ 359,343	0.00	0.19	$ 376,273	25	$ 363,332
71-09-24-206-005.000-023	7116434-023	23g	0.16	510	5/6/2022	$ 303,092	$ 353,145	0.00	0.16	$ 430,896	25	$ 363,332
71-09-24-206-007.000-023	7116434-023	23g	0.29	510	4/7/2022	$ 393,805	$ 451,458	0.00	0.29	$ 307,850	25	$ 363,332
71-09-24-203-008.000-023	7116434-023	23g	0.23	510	1/5/2022	$ 320,000	$ 372,642	0.00	0.23	$ 319,408	25	$ 363,332
71-09-24-206-004.000-023	7116434-023	23g	0.17	510	12/23/2021	$ 327,228	$ 383,055	0.00	0.17	$ 458,403	25	$ 363,332
71-09-24-206-003.000-023	7116434-023	23g	0.17	510	11/19/2021	$ 347,828	$ 409,302	0.00	0.17	$ 489,813	25	$ 363,332
71-09-24-203-016.000-023	7116434-023	23g	0.27	510	9/24/2021	$ 250,000	$ 306,519	0.00	0.27	$ 224,592	25	$ 363,332
71-09-24-206-002.000-023	7116434-023	23g	0.21	510	7/15/2021	$ 311,699	$ 374,502	0.00	0.21	$ 358,535	25	$ 363,332
71-09-24-206-008.000-023	7116434-023	23g	0.26	510	2/5/2021	$ 339,634	$ 418,674	0.00	0.26	$ 323,991	25	$ 363,332
71-09-24-206-024.000-023	7116434-023	23g	0.17	510	11/30/2020	$ 250,000	$ 327,214	0.00	0.17	$ 380,701	25	$ 363,332
71-09-24-206-022.000-023	7116434-023	23g	0.13	510	11/16/2020	$ 275,200	$ 360,197	0.00	0.13	$ 535,045	25	$ 363,332
71-09-24-207-001.000-023	7116434-023	23g	0.29	510	10/30/2020	$ 276,200	$ 363,889	0.00	0.29	$ 250,609	25	$ 363,332
71-09-24-206-023.000-023	7116434-023	23g	0.17	510	7/9/2020	$ 240,000	$ 322,489	0.00	0.17	$ 375,203	25	$ 363,332
71-09-24-203-011.000-023	7116434-023	23g	0.19	510	3/17/2020	$ 244,900	$ 337,810	0.00	0.19	$ 353,896	25	$ 363,332
71-09-24-207-015.000-023	7116434-023	23g	0.36	510	12/30/2019	$ 261,000	$ 367,122	0.00	0.36	$ 204,395	25	$ 363,332
71-09-24-206-001.000-023	7116434-023	23g	0.23	510	10/28/2019	$ 311,350	$ 414,128	0.00	0.23	$ 363,332	25	$ 363,332
71-09-24-207-004.000-023	7116434-023	23g	0.16	510	10/18/2019	$ 246,605	$ 351,396	0.00	0.16	$ 449,407	25	$ 363,332
71-09-24-207-003.000-023	7116434-023	23g	0.55	510	9/27/2019	$ 291,650	$ 418,271	0.00	0.55	$ 151,315	25	$ 363,332
71-09-24-207-010.000-023	7116434-023	23g	0.16	510	9/10/2019	$ 233,000	$ 334,158	0.00	0.16	$ 430,649	25	$ 363,332
71-09-24-207-002.000-023	7116434-023	23g	0.48	510	8/13/2019	$ 312,902	$ 419,729	0.00	0.48	$ 176,039	25	$ 363,332
71-09-24-206-025.000-023	7116434-023	23g	0.21	510	8/9/2019	$ 264,900	$ 382,357	0.00	0.21	$ 355,886	25	$ 363,332
71-09-24-207-007.000-023	7116434-023	23g	0.14	510	5/29/2019	$ 244,900	$ 360,319	0.00	0.14	$ 515,961	25	$ 363,332
71-09-24-207-006.000-023	7116434-023	23g	0.14	510	3/8/2019	$ 249,900	$ 372,345	0.00	0.14	$ 528,663	25	$ 363,332

State Parcel Number	Neighborhood Code	Market Area	Acres	Property Class	Sale Date	Adj Sale Price	Time Adjusted Sale Price (TASP)	Res Excess Acres	Res Homesite/ Frontage Acres	TASP/Acre	NBHD Sale Count	Median TASP/Acre
71-10-07-476-002.000-022	7122001-022	22e	0.40	510	9/12/2024	$ 409,000	$ 411,560	0.00	0.40	$ 205,144	2	$ 158,014
71-10-07-476-007.000-022	7122001-022	22e	0.92	510	6/14/2024	$ 499,900	$ 507,568	0.70	0.22	$ 110,884	2	$ 158,014

State Parcel Number	Neighborhood Code	Market Area	Acres	Property Class	Sale Date	Adj Sale Price	Time Adjusted Sale Price (TASP)	Res Excess Acres	Res Homesite/ Frontage Acres	TASP/Acre	NBHD Sale Count	Median TASP/Acre
71-09-02-251-004.000-022	7122003-022	22k	2.00	350	3/2/2020	$ 800,000	$ 1,040,545	0.00	0.00	$ 104,054	1	$ 104,054

State Parcel Number	Neighborhood Code	Market Area	Acres	Property Class	Sale Date	Adj Sale Price	Time Adjusted Sale Price (TASP)	Res Excess Acres	Res Homesite/ Frontage Acres	TASP/Acre	NBHD Sale Count	Median TASP/Acre
71-09-11-177-002.000-022	7122005-022	22k	13.64	340	5/5/2023	$ 4,200,000	$ 4,507,042	0.00	0.00	$ 66,086	6	$ 59,654
71-09-02-176-001.000-022	7122005-022	22k	3.00	340	8/26/2021	$ 900,000	$ 1,075,743	0.00	0.00	$ 71,716	6	$ 59,654
71-09-11-103-013.000-022	7122005-022	22k	1.41	350	3/12/2021	$ 185,000	$ 242,426	0.00	0.00	$ 34,387	6	$ 59,654
71-09-22-201-012.000-022	7122005-022	22k	0.33	340	12/17/2020	$ 255,000	$ 331,573	0.00	0.00	$ 200,346	6	$ 59,654
71-09-22-252-004.000-022	7122005-022	22k	8.75	340	10/29/2019	$ 1,750,000	$ 2,327,680	0.00	0.00	$ 53,222	6	$ 59,654
71-09-02-126-003.000-022	7122005-022	22k	3.01	370	10/25/2019	$ 322,000	$ 428,293	0.00	0.00	$ 28,458	6	$ 59,654

State Parcel Number	Neighborhood Code	Market Area	Acres	Property Class	Sale Date	Adj Sale Price	Time Adjusted Sale Price (TASP)	Res Excess Acres	Res Homesite/ Frontage Acres	TASP/Acre	NBHD Sale Count	Median TASP/Acre
71-09-22-251-005.000-022	7122009-022	22k	2.04	340	3/4/2021	$ 375,000	$ 459,924	0.00	0.00	$ 45,091	1	$ 45,091

State Parcel Number	Neighborhood Code	Market Area	Acres	Property Class	Sale Date	Adj Sale Price	Time Adjusted Sale Price (TASP)	Res Excess Acres	Res Homesite/ Frontage Acres	TASP/Acre	NBHD Sale Count	Median TASP/Acre
71-04-34-376-007.000-022	7122017-022	22k	2.07	429	3/27/2023	$ 950,000	$ 1,029,483	0.00	0.00	$ 99,467	2	$ 124,164
71-09-03-126-009.000-022	7122017-022	22k	5.29	449	8/29/2020	$ 3,100,000	$ 3,937,373	0.00	0.00	$ 148,861	2	$ 124,164

State Parcel Number	Neighborhood Code	Market Area	Acres	Property Class	Sale Date	Adj Sale Price	Time Adjusted Sale Price (TASP)	Res Excess Acres	Res Homesite/ Frontage Acres	TASP/Acre	NBHD Sale Count	Median TASP/Acre
71-04-34-304-027.000-022	7122019-022	22k	1.76	442	4/17/2024	$ 865,000	$ 884,518	0.00	0.00	$ 100,628	7	$ 189,505
71-09-04-226-017.000-022	7122019-022	22k	0.96	447	3/15/2024	$ 605,000	$ 621,012	0.00	0.00	$ 129,378	7	$ 189,505
71-09-04-226-011.000-022	7122019-022	22k	1.22	447	10/17/2023	$ 845,000	$ 885,813	0.00	0.00	$ 145,215	7	$ 189,505
71-04-34-351-001.000-022	7122019-022	22k	3.22	449	5/4/2022	$ 6,654,278	$ 7,588,804	0.00	0.00	$ 471,354	7	$ 189,505
71-04-34-301-002.000-022	7122019-022	22k	3.05	449	12/14/2021	$ 4,695,722	$ 5,496,846	0.00	0.00	$ 360,449	7	$ 189,505
71-04-34-352-001.000-022	7122019-022	22k	14.38	449	7/1/2021	$ 12,500,000	$ 15,018,572	0.00	0.00	$ 208,823	7	$ 189,505
71-09-04-226-018.000-022	7122019-022	22k	0.62	447	9/30/2020	$ 464,796	$ 587,466	0.00	0.00	$ 189,505	7	$ 189,505

State Parcel Number	Neighborhood Code	Market Area	Acres	Property Class	Sale Date	Adj Sale Price	Time Adjusted Sale Price (TASP)	Res Excess Acres	Res Homesite/ Frontage Acres	TASP/Acre	NBHD Sale Count	Median TASP/Acre
71-04-34-376-015.000-022	7122022-022	22k	3.70	412	11/14/2024	$ 5,000,000	$ 5,008,534	0.00	0.00	$ 270,732	3	$ 270,732
71-09-02-377-005.000-022	7122022-022	22k	1.34	447	8/22/2024	$ 1,175,000	$ 1,185,595	0.00	0.00	$ 177,336	3	$ 270,732
71-09-03-126-005.000-022	7122022-022	22k	5.43	403	7/12/2021	$ 11,842,760	$ 14,228,907	0.00	0.00	$ 524,085	3	$ 270,732

State Parcel Number	Neighborhood Code	Market Area	Acres	Property Class	Sale Date	Adj Sale Price	Time Adjusted Sale Price (TASP)	Res Excess Acres	Res Homesite/ Frontage Acres	TASP/Acre	NBHD Sale Count	Median TASP/Acre
71-09-04-101-029.000-022	7122024-022	22k	2.73	429	2/26/2024	$ 1,325,000	$ 1,365,466	0.00	0.00	$ 100,134	5	$ 134,662
71-09-04-203-003.000-022	7122024-022	22k	2.35	429	9/26/2023	$ 1,500,000	$ 1,579,581	0.00	0.00	$ 134,662	5	$ 134,662
71-09-04-178-004.000-022	7122024-022	22k	0.51	447	6/13/2023	$ 600,000	$ 640,770	0.00	0.00	$ 251,120	5	$ 134,662
71-09-04-203-008.000-022	7122024-022	22k	1.20	452	11/27/2019	$ 610,000	$ 807,847	0.00	0.00	$ 134,641	5	$ 134,662
71-09-04-202-005.000-022	7122024-022	22k	0.46	442	8/23/2019	$ 240,000	$ 346,416	0.00	0.00	$ 150,899	5	$ 134,662

State Parcel Number	Neighborhood Code	Market Area	Acres	Property Class	Sale Date	Adj Sale Price	Time Adjusted Sale Price (TASP)	Res Excess Acres	Res Homesite/ Frontage Acres	TASP/Acre	NBHD Sale Count	Median TASP/Acre
71-09-04-126-003.000-022	7122030-022	22k	6.64	425	10/1/2021	$ 3,100,000	$ 3,666,968	0.00	0.00	$ 110,399	2	$ 130,065
71-09-04-101-005.000-022	7122030-022	22k	0.52	420	10/11/2019	$ 275,000	$ 391,857	0.00	0.00	$ 149,731	2	$ 130,065
71-09-04-126-020.000-022	7122032-022	22k	0.83	455	12/20/2021	$ 135,000	$ 160,724	0.00	0.00	$ 38,582	2	$ 52,277
71-09-04-126-002.000-022	7122032-022	22k	3.16	425	2/26/2019	$ 760,000	$ 1,043,537	0.00	0.00	$ 65,971	2	$ 52,277

State Parcel Number	Neighborhood Code	Market Area	Acres	Property Class	Sale Date	Adj Sale Price	Time Adjusted Sale Price (TASP)	Res Excess Acres	Res Homesite/ Frontage Acres	TASP/Acre	NBHD Sale Count	Median TASP/Acre
71-10-18-129-034.000-023	7122034-023	23k	0.68	430	6/30/2021	$ 350,000	$ 422,701	0.00	0.00	$ 124,900	1	$ 124,900

State Parcel Number	Neighborhood Code	Market Area	Acres	Property Class	Sale Date	Adj Sale Price	Time Adjusted Sale Price (TASP)	Res Excess Acres	Res Homesite/ Frontage Acres	TASP/Acre	NBHD Sale Count	Median TASP/Acre
71-09-28-427-013.000-022	7122036-022	22k	0.86	430	9/13/2023	$ 910,000	$ 958,279	0.00	0.00	$ 222,856	3	$ 64,143
71-09-28-427-012.000-022	7122036-022	22k	1.44	431	2/17/2021	$ 375,000	$ 462,270	0.00	0.00	$ 64,143	3	$ 64,143
71-10-18-276-004.000-022	7122036-022	22k	4.00	429	11/2/2020	$ 685,000	$ 857,259	0.00	0.00	$ 42,863	3	$ 64,143

State Parcel Number	Neighborhood Code	Market Area	Acres	Property Class	Sale Date	Adj Sale Price	Time Adjusted Sale Price (TASP)	Res Excess Acres	Res Homesite/ Frontage Acres	TASP/Acre	NBHD Sale Count	Median TASP/Acre
71-09-04-151-002.000-022	7122038-022	22k	1.08	447	3/24/2023	$ 405,000	$ 438,885	0.00	0.00	$ 81,275	1	$ 81,275

State Parcel Number	Neighborhood Code	Market Area	Acres	Property Class	Sale Date	Adj Sale Price	Time Adjusted Sale Price (TASP)	Res Excess Acres	Res Homesite/ Frontage Acres	TASP/Acre	NBHD Sale Count	Median TASP/Acre
71-10-18-201-001.000-022	7122040-022	22k	3.95	425	1/24/2022	$ 5,590,000	$ 6,509,588	0.00	0.00	$ 329,599	1	$ 329,599

State Parcel Number	Neighborhood Code	Market Area	Acres	Property Class	Sale Date	Adj Sale Price	Time Adjusted Sale Price (TASP)	Res Excess Acres	Res Homesite/ Frontage Acres	TASP/Acre	NBHD Sale Count	Median TASP/Acre
71-09-23-201-011.000-022	7122042-022	22k	0.77	400	4/12/2024	$ 80,000	$ 80,627	0.00	0.00	$ 104,839	2	$ 104,450
71-09-23-201-012.000-022	7122042-022	22k	0.77	400	4/12/2024	$ 80,000	$ 80,627	0.00	0.00	$ 104,062	2	$ 104,450

State Parcel Number	Neighborhood Code	Market Area	Acres	Property Class	Sale Date	Adj Sale Price	Time Adjusted Sale Price (TASP)	Res Excess Acres	Res Homesite/ Frontage Acres	TASP/Acre	NBHD Sale Count	Median TASP/Acre
71-09-04-176-011.000-022	7122054-022	22d	0.13	510	12/3/2024	$ 290,000	$ 290,000	0.00	0.13	$ 435,226	34	$ 113,097
71-09-04-151-020.000-022	7122054-022	22d	0.49	510	10/30/2024	$ 170,000	$ 170,903	0.00	0.49	$ 69,656	34	$ 113,097
71-09-04-126-011.000-022	7122054-022	22d	1.92	510	8/15/2024	$ 168,000	$ 170,081	0.92	1.00	$ 17,678	34	$ 113,097
71-09-04-101-032.000-022	7122054-022	22d	1.89	510	6/24/2024	$ 149,000	$ 152,108	0.89	1.00	$ 16,063	34	$ 113,097
71-09-04-177-005.000-022	7122054-022	22d	0.26	510	3/8/2024	$ 150,000	$ 155,344	0.00	0.26	$ 118,404	34	$ 113,097
71-09-04-152-012.000-022	7122054-022	22d	0.75	510	11/18/2023	$ 257,500	$ 270,532	0.00	0.75	$ 72,142	34	$ 113,097
71-09-04-152-009.000-022	7122054-022	22d	0.51	510	9/15/2023	$ 116,000	$ 121,635	0.00	0.51	$ 47,573	34	$ 113,097
71-09-04-151-023.000-022	7122054-022	22d	0.46	510	8/28/2023	$ 184,000	$ 198,191	0.00	0.46	$ 85,630	34	$ 113,097
71-09-20-101-019.000-022	7122054-022	22d	0.27	510	8/16/2023	$ 202,000	$ 217,579	0.00	0.27	$ 161,957	34	$ 113,097
71-09-04-152-013.000-022	7122054-022	22d	0.29	510	6/20/2023	$ 197,501	$ 215,354	0.00	0.29	$ 149,138	34	$ 113,097
71-09-20-101-007.000-022	7122054-022	22d	0.40	510	5/26/2023	$ 309,725	$ 332,368	0.00	0.40	$ 166,413	34	$ 113,097
71-09-04-152-018.000-022	7122054-022	22d	0.17	510	5/17/2023	$ 80,000	$ 83,038	0.00	0.17	$ 95,188	34	$ 113,097
71-09-04-101-014.000-022	7122054-022	22d	0.98	510	5/1/2023	$ 177,000	$ 194,209	0.00	0.90	$ 39,635	34	$ 113,097
71-09-04-176-004.000-022	7122054-022	22d	0.27	510	4/7/2023	$ 177,500	$ 195,993	0.00	0.27	$ 147,071	34	$ 113,097
71-09-20-103-001.000-022	7122054-022	22d	1.16	510	10/17/2022	$ 168,000	$ 192,926	0.16	1.00	$ 33,249	34	$ 113,097
71-09-04-176-008.000-022	7122054-022	22d	0.13	510	9/8/2022	$ 219,000	$ 248,942	0.00	0.13	$ 373,607	34	$ 113,097
71-09-04-176-009.000-022	7122054-022	22d	0.13	510	8/11/2022	$ 249,900	$ 285,807	0.00	0.13	$ 428,934	34	$ 113,097
71-09-20-101-011.000-022	7122054-022	22d	1.21	510	7/14/2022	$ 375,000	$ 423,244	0.21	1.00	$ 69,958	34	$ 113,097
71-09-04-176-010.000-022	7122054-022	22d	0.13	510	7/13/2022	$ 226,000	$ 260,069	0.00	0.13	$ 390,306	34	$ 113,097
71-09-04-153-010.000-022	7122054-022	22d	0.30	510	6/30/2022	$ 203,000	$ 239,521	0.00	0.30	$ 158,084	34	$ 113,097
71-09-04-176-007.000-022	7122054-022	22d	0.13	510	5/6/2022	$ 269,900	$ 314,471	0.00	0.13	$ 471,953	34	$ 113,097
71-09-04-151-006.000-022	7122054-022	22d	0.50	510	4/11/2022	$ 125,000	$ 144,905	0.00	0.50	$ 58,488	34	$ 113,097
71-09-04-153-005.000-022	7122054-022	22d	0.91	510	10/15/2021	$ 198,000	$ 246,966	0.00	0.91	$ 54,278	34	$ 113,097
71-09-04-180-001.000-022	7122054-022	22d	0.26	510	8/24/2021	$ 140,000	$ 171,301	0.00	0.26	$ 130,566	34	$ 113,097
71-09-04-151-005.000-022	7122054-022	22d	0.50	510	7/15/2021	$ 215,000	$ 267,049	0.00	0.50	$ 107,790	34	$ 113,097
71-09-04-179-003.000-022	7122054-022	22d	0.20	510	5/21/2021	$ 170,000	$ 219,644	0.00	0.20	$ 215,246	34	$ 113,097
71-09-20-102-001.000-022	7122054-022	22d	0.18	510	12/4/2020	$ 155,000	$ 207,466	0.00	0.18	$ 233,218	34	$ 113,097
71-09-20-101-016.000-022	7122054-022	22d	0.91	510	11/6/2020	$ 185,000	$ 249,375	0.00	0.91	$ 54,808	34	$ 113,097
71-09-20-101-017.000-022	7122054-022	22d	0.59	530	11/6/2020	$ 185,000	$ 249,375	0.00	0.59	$ 84,534	34	$ 113,097
71-09-04-177-014.000-022	7122054-022	22d	0.26	510	8/31/2020	$ 195,133	$ 268,653	0.00	0.26	$ 204,769	34	$ 113,097
71-09-04-151-012.000-022	7122054-022	22d	0.29	510	7/20/2020	$ 99,600	$ 133,646	0.00	0.29	$ 90,715	34	$ 113,097
71-09-20-101-009.000-022	7122054-022	22d	0.13	510	7/10/2020	$ 90,000	$ 108,301	0.00	0.13	$ 165,529	34	$ 113,097
71-09-04-176-005.000-022	7122054-022	22d	0.27	510	2/12/2020	$ 124,000	$ 172,533	0.00	0.27	$ 129,467	34	$ 113,097
71-09-04-151-019.000-022	7122054-022	22d	0.50	510	5/2/2019	$ 158,000	$ 241,168	0.00	0.50	$ 97,002	34	$ 113,097

State Parcel Number	Neighborhood Code	Market Area	Acres	Property Class	Sale Date	Adj Sale Price	Time Adjusted Sale Price (TASP)	Res Excess Acres	Res Homesite/ Frontage Acres	TASP/Acre	NBHD Sale Count	Median TASP/Acre
71-09-04-328-002.000-022	7122055-022	22c	0.19	510	10/6/2022	$ 210,000	$ 237,268	0.00	0.19	$ 246,082	4	$ 145,481
71-09-04-331-002.000-022	7122055-022	22c	0.19	510	12/22/2020	$ 104,000	$ 134,624	0.00	0.19	$ 139,624	4	$ 145,481
71-09-04-332-005.000-022	7122055-022	22c	0.19	510	4/8/2019	$ 97,500	$ 145,917	0.00	0.19	$ 151,337	4	$ 145,481
71-09-04-326-004.000-022	7122055-022	22c	0.63	510	3/1/2019	$ 90,500	$ 136,429	0.00	0.63	$ 43,268	4	$ 145,481

State Parcel Number	Neighborhood Code	Market Area	Acres	Property Class	Sale Date	Adj Sale Price	Time Adjusted Sale Price (TASP)	Res Excess Acres	Res Homesite/ Frontage Acres	TASP/Acre	NBHD Sale Count	Median TASP/Acre
71-04-34-453-019.000-022	7122056-022	22g	0.32	510	8/21/2024	$ 410,493	$ 414,195	0.00	0.32	$ 257,747	11	$ 277,160
71-04-34-453-007.000-022	7122056-022	22g	0.22	510	7/3/2024	$ 371,000	$ 375,472	0.00	0.22	$ 341,274	11	$ 277,160
71-04-34-453-004.000-022	7122056-022	22g	0.34	510	11/18/2022	$ 362,000	$ 400,253	0.00	0.34	$ 234,345	11	$ 277,160
71-04-34-453-012.000-022	7122056-022	22g	0.30	510	5/13/2022	$ 369,900	$ 421,849	0.00	0.30	$ 277,160	11	$ 277,160
71-04-34-453-003.000-022	7122056-022	22g	0.34	510	12/28/2021	$ 356,000	$ 416,736	0.00	0.34	$ 243,996	11	$ 277,160
71-04-34-453-025.000-022	7122056-022	22g	0.26	510	9/23/2021	$ 325,000	$ 386,448	0.00	0.26	$ 296,159	11	$ 277,160
71-04-34-453-015.000-022	7122056-022	22g	0.40	510	5/5/2021	$ 369,900	$ 449,043	0.00	0.40	$ 226,602	11	$ 277,160
71-04-34-453-030.000-022	7122056-022	22g	0.22	510	5/4/2020	$ 295,000	$ 401,626	0.00	0.22	$ 366,268	11	$ 277,160
71-04-34-453-009.000-022	7122056-022	22g	0.15	510	12/5/2019	$ 279,000	$ 392,441	0.00	0.15	$ 513,049	11	$ 277,160
71-04-34-453-008.000-022	7122056-022	22g	0.13	510	9/20/2019	$ 359,935	$ 480,799	0.00	0.13	$ 742,679	11	$ 277,160
71-04-34-453-014.000-022	7122056-022	22g	0.39	510	5/13/2019	$ 320,000	$ 434,468	0.00	0.39	$ 220,448	11	$ 277,160

State Parcel Number	Neighborhood Code	Market Area	Acres	Property Class	Sale Date	Adj Sale Price	Time Adjusted Sale Price (TASP)	Res Excess Acres	Res Homesite/ Frontage Acres	TASP/Acre	NBHD Sale Count	Median TASP/Acre
71-09-11-251-027.000-022	7122058-022	22d	0.47	510	11/1/2024	$ 395,000	$ 395,674	0.00	0.47	$ 167,531	40	$ 95,420
71-09-11-327-012.000-022	7122058-022	22d	0.52	510	9/23/2024	$ 260,000	$ 261,999	0.00	0.52	$ 100,769	40	$ 95,420
71-09-11-251-021.000-022	7122058-022	22d	0.71	510	3/22/2024	$ 135,000	$ 137,830	0.00	0.71	$ 38,986	40	$ 95,420
71-09-11-101-020.000-022	7122058-022	22d	0.50	510	2/1/2024	$ 194,000	$ 201,955	0.00	0.50	$ 80,113	40	$ 95,420
71-09-11-178-001.000-022	7122058-022	22d	0.81	510	11/21/2023	$ 184,501	$ 195,259	0.00	0.81	$ 48,212	40	$ 95,420
71-09-11-129-004.000-022	7122058-022	22d	0.49	510	8/23/2023	$ 110,000	$ 115,928	0.00	0.49	$ 47,372	40	$ 95,420
71-09-11-180-001.000-022	7122058-022	22d	0.94	510	7/18/2023	$ 250,000	$ 268,192	0.00	0.94	$ 56,895	40	$ 95,420
71-09-11-126-009.000-022	7122058-022	22d	0.27	510	6/28/2023	$ 224,000	$ 241,617	0.00	0.27	$ 180,220	40	$ 95,420
71-09-11-151-010.000-022	7122058-022	22d	1.06	510	3/9/2023	$ 137,500	$ 148,908	0.00	1.06	$ 28,000	40	$ 95,420
71-09-11-301-005.000-022	7122058-022	22d	0.53	510	1/20/2023	$ 225,000	$ 249,713	0.00	0.53	$ 94,718	40	$ 95,420
71-09-11-102-010.000-022	7122058-022	22d	0.99	510	11/16/2022	$ 125,000	$ 138,613	0.00	0.99	$ 28,120	40	$ 95,420
71-09-11-126-006.000-022	7122058-022	22d	0.42	510	10/12/2022	$ 80,000	$ 85,183	0.00	0.42	$ 40,775	40	$ 95,420
71-09-11-129-006.000-022	7122058-022	22d	0.49	510	9/15/2022	$ 225,000	$ 255,762	0.00	0.49	$ 104,512	40	$ 95,420
71-09-11-127-014.000-022	7122058-022	22d	0.49	510	8/22/2022	$ 170,000	$ 197,870	0.00	0.49	$ 80,546	40	$ 95,420
71-09-11-327-034.000-022	7122058-022	22d	0.35	510	6/6/2022	$ 253,200	$ 293,180	0.00	0.35	$ 169,826	40	$ 95,420
71-09-11-101-022.000-022	7122058-022	22d	0.25	510	6/3/2022	$ 220,000	$ 254,738	0.00	0.25	$ 203,566	40	$ 95,420
71-09-11-201-027.000-022	7122058-022	22d	0.50	510	5/27/2022	$ 117,000	$ 134,748	0.00	0.50	$ 54,190	40	$ 95,420
71-09-11-201-015.000-022	7122058-022	22d	0.45	510	4/8/2022	$ 164,000	$ 196,183	0.00	0.45	$ 86,521	40	$ 95,420
71-09-11-127-003.000-022	7122058-022	22d	0.73	510	3/21/2022	$ 210,000	$ 247,776	0.00	0.73	$ 67,499	40	$ 95,420
71-09-11-401-002.000-022	7122058-022	22d	0.39	510	6/18/2021	$ 225,000	$ 281,295	0.00	0.39	$ 144,837	40	$ 95,420
71-09-11-151-009.000-022	7122058-022	22d	1.06	510	6/1/2021	$ 190,000	$ 243,757	0.00	1.06	$ 45,835	40	$ 95,420
71-09-11-102-003.000-022	7122058-022	22d	0.36	510	5/27/2021	$ 140,000	$ 174,920	0.00	0.36	$ 96,756	40	$ 95,420
71-09-11-202-008.000-022	7122058-022	22d	0.48	510	4/9/2021	$ 210,000	$ 265,993	0.00	0.48	$ 110,035	40	$ 95,420
71-09-11-102-011.000-022	7122058-022	22d	0.50	510	1/5/2021	$ 94,000	$ 120,815	0.00	0.50	$ 48,556	40	$ 95,420
71-09-11-127-010.000-022	7122058-022	22d	0.25	510	10/22/2020	$ 169,000	$ 229,420	0.00	0.25	$ 183,032	40	$ 95,420
71-09-11-201-003.000-022	7122058-022	22d	0.20	510	9/29/2020	$ 167,000	$ 228,308	0.00	0.20	$ 227,187	40	$ 95,420
71-09-11-326-004.000-022	7122058-022	22d	0.39	510	9/8/2020	$ 192,900	$ 263,717	0.00	0.39	$ 135,947	40	$ 95,420
71-09-11-126-013.000-022	7122058-022	22d	0.42	510	8/21/2020	$ 147,000	$ 202,385	0.00	0.42	$ 96,507	40	$ 95,420
71-09-11-126-011.000-022	7122058-022	22d	0.42	510	7/30/2020	$ 162,500	$ 225,302	0.00	0.42	$ 107,435	40	$ 95,420
71-09-11-102-009.000-022	7122058-022	22d	0.99	510	7/16/2020	$ 131,000	$ 175,779	0.00	0.99	$ 35,659	40	$ 95,420
71-09-11-327-005.000-022	7122058-022	22d	0.36	510	7/16/2020	$ 130,000	$ 174,437	0.00	0.36	$ 96,122	40	$ 95,420
71-09-11-126-012.000-022	7122058-022	22d	0.42	510	7/7/2020	$ 152,000	$ 210,744	0.00	0.42	$ 100,493	40	$ 95,420
71-09-11-129-010.000-022	7122058-022	22d	0.36	510	6/26/2020	$ 187,000	$ 261,095	0.00	0.36	$ 147,037	40	$ 95,420
71-09-11-327-004.000-022	7122058-022	22d	0.36	510	4/27/2020	$ 154,000	$ 218,046	0.00	0.36	$ 120,153	40	$ 95,420
71-09-11-327-006.000-022	7122058-022	22d	0.36	510	2/21/2020	$ 133,500	$ 185,751	0.00	0.36	$ 102,357	40	$ 95,420
71-09-11-126-004.000-022	7122058-022	22d	0.42	510	2/10/2020	$ 99,000	$ 137,748	0.00	0.42	$ 65,937	40	$ 95,420
71-09-11-181-002.000-022	7122058-022	22d	0.33	510	8/13/2019	$ 149,900	$ 224,246	0.00	0.33	$ 134,409	40	$ 95,420
71-09-11-128-001.000-022	7122058-022	22d	0.41	510	6/24/2019	$ 112,000	$ 165,194	0.00	0.41	$ 81,401	40	$ 95,420
71-09-11-251-013.000-022	7122058-022	22d	0.80	510	6/21/2019	$ 118,000	$ 174,043	0.00	0.80	$ 43,646	40	$ 95,420
71-09-11-251-022.000-022	7122058-022	22d	0.71	510	3/28/2019	$ 101,000	$ 152,258	0.00	0.71	$ 43,067	40	$ 95,420

State Parcel Number	Neighborhood Code	Market Area	Acres	Property Class	Sale Date	Adj Sale Price	Time Adjusted Sale Price (TASP)	Res Excess Acres	Res Homesite/ Frontage Acres	TASP/Acre	NBHD Sale Count	Median TASP/Acre
71-09-11-403-018.000-022	7122060-022	22i	0.22	510	11/6/2024	$ 514,900	$ 515,779	0.00	0.22	$ 473,496	19	$ 360,254
71-09-11-403-002.000-022	7122060-022	22i	0.35	510	10/31/2024	$ 510,000	$ 511,942	0.00	0.35	$ 295,523	19	$ 360,254
71-09-11-426-009.000-022	7122060-022	22i	0.19	510	8/2/2024	$ 396,000	$ 399,571	0.00	0.19	$ 421,435	19	$ 360,254
71-09-11-426-014.000-022	7122060-022	22i	0.22	510	7/19/2024	$ 405,000	$ 409,882	0.00	0.22	$ 376,995	19	$ 360,254
71-09-11-426-018.000-022	7122060-022	22i	0.19	510	6/3/2024	$ 363,000	$ 368,568	0.00	0.19	$ 394,661	19	$ 360,254
71-09-11-426-005.000-022	7122060-022	22i	0.41	510	3/19/2024	$ 346,000	$ 355,158	0.00	0.36	$ 172,294	19	$ 360,254
71-09-11-401-014.000-022	7122060-022	22i	0.42	510	5/25/2023	$ 459,250	$ 492,824	0.00	0.42	$ 235,905	19	$ 360,254
71-09-11-403-009.000-022	7122060-022	22i	0.29	510	5/27/2022	$ 334,750	$ 381,762	0.00	0.29	$ 259,331	19	$ 360,254
71-09-11-426-021.000-022	7122060-022	22i	0.22	510	10/13/2021	$ 349,000	$ 412,830	0.00	0.22	$ 372,316	19	$ 360,254
71-09-11-426-019.000-022	7122060-022	22i	0.25	510	8/11/2021	$ 328,100	$ 392,168	0.00	0.25	$ 319,455	19	$ 360,254
71-09-11-327-038.000-022	7122060-022	22i	0.23	510	5/11/2021	$ 525,000	$ 637,328	0.00	0.23	$ 560,848	19	$ 360,254
71-09-11-426-020.000-022	7122060-022	22i	0.24	510	2/26/2021	$ 279,000	$ 358,050	0.00	0.24	$ 301,385	19	$ 360,254
71-09-11-426-016.000-022	7122060-022	22i	0.45	510	8/14/2020	$ 262,000	$ 349,746	0.00	0.45	$ 153,889	19	$ 360,254
71-09-11-426-015.000-022	7122060-022	22i	0.28	510	8/13/2020	$ 290,000	$ 387,124	0.00	0.28	$ 272,998	19	$ 360,254
71-09-11-426-017.000-022	7122060-022	22i	0.19	510	7/30/2020	$ 265,000	$ 356,081	0.00	0.19	$ 370,986	19	$ 360,254
71-09-11-327-026.000-022	7122060-022	22i	0.31	510	10/9/2019	$ 300,000	$ 427,481	0.00	0.31	$ 275,663	19	$ 360,254
71-09-11-401-012.000-022	7122060-022	22i	0.21	510	7/12/2019	$ 275,000	$ 399,485	0.00	0.21	$ 385,417	19	$ 360,254
71-09-11-327-017.000-022	7122060-022	22i	0.24	510	6/26/2019	$ 318,000	$ 430,055	0.00	0.24	$ 360,254	19	$ 360,254
71-09-11-426-010.000-022	7122060-022	22i	0.23	510	6/14/2019	$ 325,000	$ 439,521	0.00	0.23	$ 386,778	19	$ 360,254

State Parcel Number	Neighborhood Code	Market Area	Acres	Property Class	Sale Date	Adj Sale Price	Time Adjusted Sale Price (TASP)	Res Excess Acres	Res Homesite/ Frontage Acres	TASP/Acre	NBHD Sale Count	Median TASP/Acre
71-09-11-402-007.000-022	7122061-022	22i	0.27	510	11/29/2023	$ 479,000	$ 499,914	0.00	0.27	$ 376,686	3	$ 371,746
71-09-11-402-008.000-022	7122061-022	22i	0.28	510	7/17/2023	$ 495,000	$ 526,129	0.00	0.28	$ 371,746	3	$ 371,746
71-09-11-401-005.000-022	7122061-022	22i	0.93	510	12/11/2019	$ 370,000	$ 487,849	0.00	0.93	$ 105,463	3	$ 371,746
71-09-11-427-012.000-022	7122062-022	22j	1.20	510	9/9/2024	$ 947,200	$ 953,128	0.00	1.20	$ 158,588	6	$ 146,258
71-09-11-476-001.000-022	7122062-022	22j	4.60	510	7/29/2024	$ 1,875,000	$ 1,897,601	2.89	1.00	$ 82,504	6	$ 146,258
71-09-11-476-004.000-022	7122062-022	22j	4.80	500	3/22/2023	$ 180,000	$ 200,028	3.80	1.00	$ 41,673	6	$ 146,258
71-09-11-427-005.000-022	7122062-022	22j	1.45	510	7/6/2022	$ 860,000	$ 970,639	0.00	1.45	$ 133,928	6	$ 146,258
71-09-11-427-010.000-022	7122062-022	22j	0.52	510	6/6/2022	$ 840,000	$ 952,999	0.00	0.52	$ 366,752	6	$ 146,258
71-09-11-451-006.000-022	7122062-022	22j	0.64	510	11/5/2021	$ 752,000	$ 884,906	0.00	0.64	$ 277,863	6	$ 146,258

State Parcel Number	Neighborhood Code	Market Area	Acres	Property Class	Sale Date	Adj Sale Price	Time Adjusted Sale Price (TASP)	Res Excess Acres	Res Homesite/ Frontage Acres	TASP/Acre	NBHD Sale Count	Median TASP/Acre
71-10-08-177-020.000-030	7122062-030	30j	0.37	510	6/13/2024	$ 1,050,000	$ 1,066,106	0.00	0.37	$ 582,059	7	$ 381,481
71-10-08-177-032.000-030	7122062-030	30j	0.55	510	9/18/2023	$ 525,000	$ 552,853	0.00	0.55	$ 202,798	7	$ 381,481
71-10-08-177-028.000-030	7122062-030	30j	0.33	510	8/29/2022	$ 567,500	$ 637,203	0.00	0.33	$ 381,481	7	$ 381,481
71-10-08-177-033.000-030	7122062-030	30j	0.52	510	7/30/2020	$ 425,000	$ 542,426	0.00	0.52	$ 208,913	7	$ 381,481
71-10-08-177-030.000-030	7122062-030	30j	0.24	510	10/1/2019	$ 375,000	$ 498,789	0.00	0.24	$ 418,839	7	$ 381,481
71-10-08-177-029.000-030	7122062-030	30j	0.24	510	9/17/2019	$ 332,500	$ 444,151	0.00	0.24	$ 372,959	7	$ 381,481
71-10-08-177-036.000-030	7122062-030	30j	0.22	510	2/5/2019	$ 392,517	$ 538,955	0.00	0.22	$ 480,346	7	$ 381,481

State Parcel Number	Neighborhood Code	Market Area	Acres	Property Class	Sale Date	Adj Sale Price	Time Adjusted Sale Price (TASP)	Res Excess Acres	Res Homesite/ Frontage Acres	TASP/Acre	NBHD Sale Count	Median TASP/Acre
71-09-24-227-005.000-023	7122063-023	23e	0.17	510	12/13/2024	$ 244,000	$ 244,000	0.00	0.17	$ 278,894	17	$ 265,848
71-09-24-227-003.000-023	7122063-023	23e	0.17	510	7/19/2023	$ 248,000	$ 266,047	0.00	0.17	$ 304,093	17	$ 265,848
71-09-24-227-017.000-023	7122063-023	23e	0.17	510	7/21/2022	$ 248,500	$ 285,961	0.00	0.17	$ 345,532	17	$ 265,848
71-09-24-227-032.000-023	7122063-023	23e	0.26	510	1/19/2022	$ 250,000	$ 298,741	0.00	0.26	$ 227,642	17	$ 265,848
71-09-24-226-019.000-023	7122063-023	23e	0.22	510	7/27/2021	$ 210,000	$ 260,838	0.00	0.22	$ 236,218	17	$ 265,848
71-09-24-226-013.000-023	7122063-023	23e	0.17	510	7/9/2021	$ 220,000	$ 273,259	0.00	0.17	$ 325,535	17	$ 265,848
71-09-24-226-002.000-023	7122063-023	23e	0.14	510	5/5/2021	$ 223,000	$ 280,619	0.00	0.14	$ 395,592	17	$ 265,848
71-09-24-227-018.000-023	7122063-023	23e	0.17	510	4/30/2021	$ 215,000	$ 272,326	0.00	0.17	$ 329,057	17	$ 265,848
71-09-24-226-018.000-023	7122063-023	23e	0.18	510	4/14/2020	$ 185,000	$ 261,939	0.00	0.18	$ 292,566	17	$ 265,848
71-09-24-226-004.000-023	7122063-023	23e	0.43	510	2/6/2020	$ 185,000	$ 265,606	0.00	0.43	$ 123,345	17	$ 265,848
71-09-24-227-034.000-023	7122063-023	23e	0.26	510	1/31/2020	$ 189,900	$ 274,534	0.00	0.26	$ 211,098	17	$ 265,848
71-09-24-227-011.000-023	7122063-023	23e	0.17	510	12/20/2019	$ 135,250	$ 190,947	0.00	0.17	$ 218,254	17	$ 265,848
71-09-24-227-027.000-023	7122063-023	23e	0.24	510	9/13/2019	$ 162,000	$ 240,710	0.00	0.24	$ 203,796	17	$ 265,848
71-09-24-226-017.000-023	7122063-023	23e	0.21	510	7/25/2019	$ 177,500	$ 267,332	0.00	0.21	$ 252,328	17	$ 265,848
71-09-24-227-038.000-023	7122063-023	23e	0.26	510	7/15/2019	$ 238,000	$ 345,736	0.00	0.26	$ 265,848	17	$ 265,848
71-09-24-227-033.000-023	7122063-023	23e	0.26	510	6/21/2019	$ 190,000	$ 288,084	0.00	0.26	$ 219,521	17	$ 265,848
71-09-24-227-021.000-023	7122063-023	23e	0.17	510	4/25/2019	$ 180,000	$ 276,576	0.00	0.17	$ 334,193	17	$ 265,848

State Parcel Number	Neighborhood Code	Market Area	Acres	Property Class	Sale Date	Adj Sale Price	Time Adjusted Sale Price (TASP)	Res Excess Acres	Res Homesite/ Frontage Acres	TASP/Acre	NBHD Sale Count	Median TASP/Acre
71-09-22-180-007.000-022	7122064-022	22e	0.23	510	8/22/2024	$ 129,000	$ 129,675	0.00	0.23	$ 111,644	35	$ 229,237
71-09-22-180-010.000-022	7122064-022	22e	0.30	510	8/22/2024	$ 129,000	$ 129,675	0.30	0.00	$ 86,077	35	$ 229,237
71-09-22-301-002.000-022	7122064-022	22e	0.46	510	7/3/2024	$ 160,000	$ 162,635	0.00	0.46	$ 71,473	35	$ 229,237
71-09-22-176-010.000-022	7122064-022	22e	0.15	510	7/2/2024	$ 160,000	$ 162,635	0.00	0.15	$ 214,679	35	$ 229,237
71-09-22-129-014.000-022	7122064-022	22e	1.73	510	6/7/2024	$ 310,000	$ 314,755	0.73	1.00	$ 36,388	35	$ 229,237
71-09-22-177-038.000-022	7122064-022	22e	0.21	510	5/22/2024	$ 217,000	$ 221,827	0.00	0.21	$ 214,728	35	$ 229,237
71-09-22-152-017.000-022	7122064-022	22e	0.23	510	4/5/2024	$ 195,000	$ 200,940	0.00	0.23	$ 172,642	35	$ 229,237
71-09-22-129-010.000-022	7122064-022	22e	0.16	510	11/30/2023	$ 245,000	$ 257,399	0.00	0.16	$ 319,439	35	$ 229,237
71-09-22-302-003.000-022	7122064-022	22e	0.55	510	7/27/2023	$ 150,000	$ 162,553	0.00	0.55	$ 59,110	35	$ 229,237
71-09-22-152-014.000-022	7122064-022	22e	0.22	510	7/7/2023	$ 233,500	$ 250,492	0.00	0.22	$ 229,956	35	$ 229,237
71-09-22-129-007.000-022	7122064-022	22e	0.17	510	6/2/2023	$ 251,000	$ 270,741	0.00	0.17	$ 310,150	35	$ 229,237
71-09-22-177-013.000-022	7122064-022	22e	0.21	510	5/3/2023	$ 240,000	$ 260,316	0.00	0.21	$ 251,986	35	$ 229,237
71-09-22-129-006.000-022	7122064-022	22e	0.16	510	2/28/2023	$ 260,000	$ 286,876	0.00	0.16	$ 356,021	35	$ 229,237
71-09-22-129-009.000-022	7122064-022	22e	0.17	510	10/18/2022	$ 235,000	$ 265,514	0.00	0.17	$ 304,163	35	$ 229,237
71-09-22-177-004.000-022	7122064-022	22e	0.21	510	10/7/2022	$ 178,000	$ 204,410	0.00	0.21	$ 197,868	35	$ 229,237
71-09-22-178-013.000-022	7122064-022	22e	0.16	510	7/19/2022	$ 205,000	$ 240,235	0.00	0.16	$ 295,612	35	$ 229,237
71-09-22-153-005.000-022	7122064-022	22e	0.78	510	7/15/2022	$ 190,000	$ 222,657	0.00	0.78	$ 57,091	35	$ 229,237
71-09-22-179-005.000-022	7122064-022	22e	1.21	510	5/31/2022	$ 350,000	$ 399,154	0.21	1.00	$ 66,250	35	$ 229,237
71-09-22-128-002.000-022	7122064-022	22e	0.17	510	2/25/2022	$ 205,000	$ 248,649	0.00	0.17	$ 296,337	35	$ 229,237
71-09-22-128-007.000-022	7122064-022	22e	0.15	510	11/5/2021	$ 231,000	$ 279,595	0.00	0.15	$ 369,065	35	$ 229,237
71-09-22-177-037.000-022	7122064-022	22e	0.21	510	10/22/2021	$ 201,000	$ 250,707	0.00	0.21	$ 242,684	35	$ 229,237
71-09-22-178-019.000-022	7122064-022	22e	0.24	510	10/20/2021	$ 191,900	$ 239,357	0.00	0.24	$ 202,061	35	$ 229,237
71-09-22-178-016.000-022	7122064-022	22e	0.16	510	10/7/2021	$ 196,500	$ 245,095	0.00	0.16	$ 299,056	35	$ 229,237
71-09-22-151-013.000-022	7122064-022	22e	0.36	510	9/7/2021	$ 180,000	$ 226,097	0.00	0.36	$ 125,008	35	$ 229,237
71-09-22-153-006.000-022	7122064-022	22e	0.96	510	8/25/2021	$ 185,000	$ 234,019	0.00	0.96	$ 48,754	35	$ 229,237
71-09-22-177-019.000-022	7122064-022	22e	0.21	510	8/16/2021	$ 207,000	$ 255,448	0.00	0.21	$ 247,273	35	$ 229,237
71-09-22-128-006.000-022	7122064-022	22e	0.16	510	6/25/2021	$ 230,000	$ 287,546	0.00	0.16	$ 350,365	35	$ 229,237
71-09-22-177-034.000-022	7122064-022	22e	0.21	510	4/6/2021	$ 182,000	$ 236,816	0.00	0.21	$ 229,237	35	$ 229,237
71-09-22-177-007.000-022	7122064-022	22e	0.21	510	12/18/2020	$ 180,000	$ 240,928	0.00	0.21	$ 233,218	35	$ 229,237
71-09-22-177-027.000-022	7122064-022	22e	0.21	510	11/30/2020	$ 184,000	$ 248,027	0.00	0.21	$ 240,090	35	$ 229,237
71-09-22-151-010.000-022	7122064-022	22e	0.23	510	11/20/2020	$ 190,000	$ 256,115	0.00	0.23	$ 226,135	35	$ 229,237
71-09-22-178-007.000-022	7122064-022	22e	0.16	510	5/22/2020	$ 163,000	$ 229,184	0.00	0.16	$ 289,370	35	$ 229,237
71-09-22-177-028.000-022	7122064-022	22e	0.21	510	2/14/2020	$ 185,500	$ 266,324	0.00	0.21	$ 257,801	35	$ 229,237
71-09-22-179-001.000-022	7122064-022	22e	0.65	510	9/13/2019	$ 173,900	$ 258,391	0.00	0.65	$ 79,505	35	$ 229,237
71-09-22-178-020.000-022	7122064-022	22e	0.37	510	6/4/2019	$ 152,500	$ 231,226	0.00	0.37	$ 123,449	35	$ 229,237

State Parcel Number	Neighborhood Code	Market Area	Acres	Property Class	Sale Date	Adj Sale Price	Time Adjusted Sale Price (TASP)	Res Excess Acres	Res Homesite/ Frontage Acres	TASP/Acre	NBHD Sale Count	Median TASP/Acre
71-10-07-428-001.000-022	7122066-022	22g	0.33	510	11/14/2022	$ 225,000	$ 252,692	0.00	0.33	$ 151,824	15	$ 162,528
71-10-07-429-004.000-022	7122066-022	22g	0.34	510	9/28/2022	$ 340,000	$ 379,798	0.00	0.34	$ 220,586	15	$ 162,528
71-10-07-277-005.000-022	7122066-022	22g	0.62	510	9/15/2022	$ 705,000	$ 787,521	0.00	0.62	$ 255,052	15	$ 162,528
71-10-07-428-006.000-022	7122066-022	22g	0.38	510	4/22/2022	$ 315,000	$ 361,116	0.00	0.38	$ 191,832	15	$ 162,528

71-10-07-427-005.000-022	7122066-022	22g	0.50	510	2/18/2022	$ 465,000	$ 538,673	0.00	0.50	$ 213,654	15	$ 162,528
71-10-07-428-002.000-022	7122066-022	22g	0.34	510	11/12/2021	$ 287,500	$ 347,980	0.00	0.34	$ 204,838	15	$ 162,528
71-10-07-430-008.000-022	7122066-022	22g	0.34	510	9/9/2021	$ 360,000	$ 428,066	0.00	0.34	$ 248,620	15	$ 162,528
71-10-07-430-006.000-022	7122066-022	22g	0.34	510	6/14/2021	$ 292,500	$ 365,683	0.00	0.34	$ 212,389	15	$ 162,528
71-10-07-426-007.000-022	7122066-022	22g	0.73	510	7/24/2020	$ 459,900	$ 586,968	0.00	0.73	$ 160,303	15	$ 162,528
71-10-07-426-008.000-022	7122066-022	22g	0.82	510	12/13/2019	$ 480,000	$ 632,885	0.00	0.82	$ 154,575	15	$ 162,528
71-10-07-430-016.000-022	7122066-022	22g	0.57	510	11/2/2019	$ 287,750	$ 407,382	0.00	0.49	$ 143,093	15	$ 162,528
71-10-07-427-006.000-022	7122066-022	22g	0.57	510	9/23/2019	$ 339,900	$ 454,036	0.00	0.57	$ 160,619	15	$ 162,528
71-10-07-429-002.000-022	7122066-022	22g	0.42	510	9/11/2019	$ 240,000	$ 344,197	0.00	0.42	$ 162,528	15	$ 162,528
71-10-07-428-005.000-022	7122066-022	22g	0.40	510	8/29/2019	$ 215,000	$ 310,331	0.00	0.40	$ 154,491	15	$ 162,528
71-10-07-431-005.000-022	7122066-022	22g	0.55	510	4/29/2019	$ 285,000	$ 421,978	0.00	0.55	$ 153,178	15	$ 162,528

State Parcel Number	Neighborhood Code	Market Area	Acres	Property Class	Sale Date	Adj Sale Price	Time Adjusted Sale Price (TASP)	Res Excess Acres	Res Homesite/ Frontage Acres	TASP/Acre	NBHD Sale Count	Median TASP/Acre
71-09-21-131-027.000-022	7122067-022	22d	0.19	510	12/27/2024	$ 359,900	$ 359,900	0.00	0.19	$ 384,246	20	$ 102,321
71-09-21-176-007.000-022	7122067-022	22d	0.59	510	12/7/2023	$ 195,000	$ 205,211	0.00	0.59	$ 69,836	20	$ 102,321
71-09-21-276-014.000-022	7122067-022	22d	2.62	510	4/14/2023	$ 309,000	$ 333,209	2.62	0.00	$ 25,436	20	$ 102,321
71-09-21-131-025.000-022	7122067-022	22d	0.22	510	10/28/2022	$ 172,500	$ 198,094	0.00	0.22	$ 176,823	20	$ 102,321
71-09-21-176-008.000-022	7122067-022	22d	0.69	510	6/15/2022	$ 190,000	$ 224,182	0.00	0.69	$ 65,102	20	$ 102,321
71-09-21-252-003.000-022	7122067-022	22d	0.68	510	6/10/2022	$ 370,000	$ 419,773	0.00	0.68	$ 123,134	20	$ 102,321
71-09-21-253-001.000-022	7122067-022	22d	0.23	510	12/22/2021	$ 230,000	$ 276,604	0.00	0.23	$ 239,065	20	$ 102,321
71-09-21-131-031.000-022	7122067-022	22d	0.23	510	12/21/2021	$ 178,000	$ 218,931	0.00	0.23	$ 190,542	20	$ 102,321
71-09-21-176-012.000-022	7122067-022	22d	0.95	510	12/13/2021	$ 285,000	$ 342,748	0.00	0.95	$ 71,987	20	$ 102,321
71-09-21-176-010.000-022	7122067-022	22d	1.12	510	11/19/2021	$ 200,000	$ 247,717	0.00	1.12	$ 44,093	20	$ 102,321
71-09-21-176-009.000-022	7122067-022	22d	0.74	510	9/15/2021	$ 130,000	$ 157,972	0.00	0.74	$ 42,477	20	$ 102,321
71-09-21-131-018.000-022	7122067-022	22d	0.45	510	6/30/2021	$ 310,000	$ 374,392	0.00	0.45	$ 167,233	20	$ 102,321
71-09-21-131-033.000-022	7122067-022	22d	0.20	510	5/19/2021	$ 70,000	$ 80,274	0.00	0.20	$ 81,509	20	$ 102,321
71-09-21-252-022.000-022	7122067-022	22d	0.50	510	2/17/2021	$ 109,900	$ 140,250	0.00	0.50	$ 56,100	20	$ 102,321
71-09-21-131-029.000-022	7122067-022	22d	0.30	510	1/22/2021	$ 212,000	$ 273,857	0.00	0.30	$ 180,336	20	$ 102,321
71-09-21-251-008.000-022	7122067-022	22d	0.18	510	9/2/2020	$ 180,000	$ 246,081	0.00	0.18	$ 280,903	20	$ 102,321
71-09-21-177-001.000-022	7122067-022	22d	0.25	510	12/10/2019	$ 185,000	$ 269,301	0.00	0.25	$ 217,902	20	$ 102,321
71-09-21-278-024.000-022	7122067-022	22d	1.15	510	11/8/2019	$ 280,000	$ 396,410	1.15	0.00	$ 68,941	20	$ 102,321
71-09-21-278-026.000-022	7122067-022	22d	1.15	510	7/12/2019	$ 146,000	$ 219,890	1.15	0.00	$ 38,242	20	$ 102,321
71-09-21-251-002.000-022	7122067-022	22d	0.37	510	6/12/2019	$ 199,500	$ 302,488	0.00	0.37	$ 164,705	20	$ 102,321

State Parcel Number	Neighborhood Code	Market Area	Acres	Property Class	Sale Date	Adj Sale Price	Time Adjusted Sale Price (TASP)	Res Excess Acres	Res HS/ Frontage Acres	TASP/Acre	NBHD Sale Count	Median TASP/Acre
71-09-22-401-006.000-022	7122068-022	22f	0.14	510	12/20/2024	$ 330,000	$ 330,000	0.00	0.14	$ 469,380	68	$ 300,791
71-09-22-404-010.000-022	7122068-022	22f	0.21	510	12/16/2024	$ 330,000	$ 330,000	0.00	0.21	$ 312,496	68	$ 300,791
71-09-22-460-003.000-022	7122068-022	22f	0.26	510	11/20/2024	$ 378,900	$ 379,547	0.00	0.26	$ 291,588	68	$ 300,791
71-09-22-376-006.000-022	7122068-022	22f	0.23	510	11/8/2024	$ 365,000	$ 365,623	0.00	0.23	$ 313,823	68	$ 300,791
71-09-22-382-009.000-022	7122068-022	22f	0.28	510	10/31/2024	$ 366,000	$ 367,394	0.00	0.28	$ 258,124	68	$ 300,791
71-09-22-459-008.000-022	7122068-022	22f	0.30	510	10/31/2024	$ 295,000	$ 296,406	0.00	0.30	$ 199,620	68	$ 300,791
71-09-22-327-006.000-022	7122068-022	22f	0.18	510	10/24/2024	$ 277,000	$ 278,320	0.00	0.18	$ 301,208	68	$ 300,791
71-09-22-453-003.000-022	7122068-022	22f	0.26	510	10/3/2024	$ 378,000	$ 379,439	0.00	0.26	$ 292,279	68	$ 300,791
71-09-22-405-004.000-022	7122068-022	22f	0.19	510	8/9/2024	$ 366,000	$ 369,300	0.00	0.19	$ 397,497	68	$ 300,791
71-09-22-329-002.000-022	7122068-022	22f	0.16	510	8/2/2024	$ 250,500	$ 253,236	0.00	0.16	$ 310,425	68	$ 300,791
71-09-22-382-011.000-022	7122068-022	22f	0.22	510	7/24/2024	$ 349,000	$ 353,207	0.00	0.22	$ 325,967	68	$ 300,791
71-09-27-204-015.000-022	7122068-022	22f	0.20	510	7/12/2024	$ 340,065	$ 344,164	0.00	0.20	$ 340,723	68	$ 300,791
71-09-27-205-011.000-022	7122068-022	22f	0.32	510	7/10/2024	$ 360,000	$ 364,339	0.00	0.32	$ 225,419	68	$ 300,791
71-09-22-401-014.000-022	7122068-022	22f	0.19	510	6/28/2024	$ 297,900	$ 303,329	0.00	0.19	$ 314,596	68	$ 300,791
71-09-22-382-002.000-022	7122068-022	22f	0.19	510	6/25/2024	$ 425,000	$ 431,519	0.00	0.19	$ 446,589	68	$ 300,791
71-09-22-452-002.000-022	7122068-022	22f	0.31	510	5/22/2024	$ 450,000	$ 458,482	0.00	0.31	$ 300,053	68	$ 300,791
71-09-22-335-004.000-022	7122068-022	22f	0.34	510	2/9/2024	$ 375,000	$ 386,453	0.00	0.34	$ 230,191	68	$ 300,791
71-09-22-407-013.000-022	7122068-022	22f	0.18	510	1/5/2024	$ 200,000	$ 209,318	0.00	0.18	$ 227,096	68	$ 300,791
71-09-22-381-012.000-022	7122068-022	22f	0.22	510	12/27/2023	$ 355,000	$ 368,898	0.00	0.22	$ 337,588	68	$ 300,791
71-09-27-202-002.000-022	7122068-022	22f	0.28	510	12/18/2023	$ 279,000	$ 291,678	0.00	0.28	$ 211,758	68	$ 300,791
71-09-22-459-003.000-022	7122068-022	22f	0.33	510	12/12/2023	$ 320,000	$ 332,528	0.00	0.33	$ 199,105	68	$ 300,791
71-09-22-382-008.000-022	7122068-022	22f	0.23	510	10/23/2023	$ 365,000	$ 382,629	0.00	0.23	$ 338,080	68	$ 300,791
71-09-22-401-001.000-022	7122068-022	22f	0.19	510	10/18/2023	$ 295,000	$ 311,500	0.00	0.19	$ 332,572	68	$ 300,791
71-09-27-204-005.000-022	7122068-022	22f	0.29	510	10/5/2023	$ 300,000	$ 316,780	0.00	0.29	$ 219,991	68	$ 300,791
71-09-27-206-006.000-022	7122068-022	22f	0.31	510	8/10/2023	$ 337,600	$ 357,153	0.00	0.31	$ 233,073	68	$ 300,791
71-09-22-331-007.000-022	7122068-022	22f	0.19	510	6/26/2023	$ 204,000	$ 222,440	0.00	0.19	$ 238,657	68	$ 300,791
71-09-22-459-006.000-022	7122068-022	22f	0.32	510	6/26/2023	$ 400,000	$ 427,180	0.00	0.32	$ 263,943	68	$ 300,791
71-09-22-334-004.000-022	7122068-022	22f	0.28	510	6/23/2023	$ 410,000	$ 437,860	0.00	0.28	$ 314,791	68	$ 300,791
71-09-22-326-006.000-022	7122068-022	22f	0.18	510	6/16/2023	$ 319,900	$ 341,637	0.00	0.18	$ 386,538	68	$ 300,791
71-09-22-327-002.000-022	7122068-022	22f	0.15	510	6/2/2023	$ 283,000	$ 305,257	0.00	0.15	$ 415,531	68	$ 300,791
71-09-22-327-012.000-022	7122068-022	22f	0.21	510	5/3/2023	$ 181,750	$ 199,421	0.00	0.21	$ 186,812	68	$ 300,791
71-09-27-205-010.000-022	7122068-022	22f	0.43	510	4/7/2023	$ 230,000	$ 250,878	0.00	0.43	$ 116,494	68	$ 300,791
71-09-22-401-003.000-022	7122068-022	22f	0.13	510	2/28/2023	$ 260,000	$ 286,876	0.00	0.13	$ 433,675	68	$ 300,791
71-09-22-383-005.000-022	7122068-022	22f	0.18	510	9/26/2022	$ 385,000	$ 430,065	0.00	0.18	$ 480,350	68	$ 300,791
71-09-22-404-011.000-022	7122068-022	22f	0.20	510	9/12/2022	$ 264,500	$ 300,662	0.00	0.20	$ 305,716	68	$ 300,791
71-09-22-452-005.000-022	7122068-022	22f	0.29	510	8/19/2022	$ 340,000	$ 381,760	0.00	0.29	$ 263,751	68	$ 300,791
71-09-22-326-001.000-022	7122068-022	22f	0.10	510	7/8/2022	$ 210,000	$ 241,657	0.00	0.10	$ 503,662	68	$ 300,791
71-09-22-383-004.000-022	7122068-022	22f	0.26	510	6/16/2022	$ 575,000	$ 652,350	0.00	0.26	$ 508,344	68	$ 300,791
71-09-22-401-009.000-022	7122068-022	22f	0.11	510	5/16/2022	$ 280,000	$ 326,239	0.00	0.11	$ 569,348	68	$ 300,791
71-09-22-329-004.000-022	7122068-022	22f	0.15	510	3/15/2022	$ 243,000	$ 286,712	0.00	0.15	$ 378,920	68	$ 300,791
71-09-22-328-008.000-022	7122068-022	22f	0.22	510	2/7/2022	$ 241,000	$ 286,159	0.00	0.22	$ 259,852	68	$ 300,791
71-09-27-205-003.000-022	7122068-022	22f	0.30	510	1/6/2022	$ 300,000	$ 358,489	0.00	0.30	$ 236,603	68	$ 300,791
71-09-22-405-019.000-022	7122068-022	22f	0.18	510	12/10/2021	$ 289,900	$ 348,641	0.00	0.18	$ 394,462	68	$ 300,791
71-09-22-405-012.000-022	7122068-022	22f	0.17	510	11/2/2021	$ 240,000	$ 290,488	0.00	0.17	$ 337,251	68	$ 300,791
71-09-22-328-014.000-022	7122068-022	22f	0.20	510	9/24/2021	$ 217,900	$ 267,162	0.00	0.20	$ 273,955	68	$ 300,791
71-09-22-381-005.000-022	7122068-022	22f	0.24	510	9/22/2021	$ 370,000	$ 439,956	0.00	0.24	$ 359,999	68	$ 300,791
71-09-22-404-008.000-022	7122068-022	22f	0.21	510	8/18/2021	$ 250,000	$ 308,511	0.00	0.21	$ 300,374	68	$ 300,791
71-09-22-328-016.000-022	7122068-022	22f	0.11	510	7/29/2021	$ 225,000	$ 279,470	0.00	0.11	$ 526,998	68	$ 300,791
71-09-22-480-002.000-022	7122068-022	22f	0.50	510	5/24/2021	$ 220,000	$ 276,844	0.00	0.50	$ 110,433	68	$ 300,791
71-09-22-403-009.000-022	7122068-022	22f	0.19	510	5/7/2021	$ 242,000	$ 304,528	0.00	0.19	$ 327,779	68	$ 300,791
71-09-22-382-006.000-022	7122068-022	22f	0.23	510	5/3/2021	$ 315,000	$ 382,397	0.00	0.23	$ 330,697	68	$ 300,791
71-09-27-204-006.000-022	7122068-022	22f	0.18	510	3/22/2021	$ 313,000	$ 383,883	0.00	0.18	$ 435,466	68	$ 300,791
71-09-22-401-005.000-022	7122068-022	22f	0.21	510	3/10/2021	$ 183,000	$ 239,806	0.00	0.21	$ 231,617	68	$ 300,791
71-09-22-403-004.000-022	7122068-022	22f	0.23	510	12/23/2020	$ 205,000	$ 274,391	0.00	0.23	$ 242,444	68	$ 300,791
71-09-22-452-001.000-022	7122068-022	22f	0.50	510	12/22/2020	$ 550,000	$ 684,876	0.00	0.50	$ 275,246	68	$ 300,791
71-09-22-459-001.000-022	7122068-022	22f	0.30	510	11/20/2020	$ 243,000	$ 318,052	0.00	0.30	$ 209,915	68	$ 300,791
71-09-22-453-004.000-022	7122068-022	22f	0.27	510	11/12/2020	$ 262,900	$ 344,098	0.00	0.27	$ 256,221	68	$ 300,791
71-09-27-251-005.000-022	7122068-022	22f	0.20	510	10/16/2020	$ 264,900	$ 349,002	0.00	0.20	$ 354,370	68	$ 300,791
71-09-22-460-006.000-022	7122068-022	22f	0.26	510	8/24/2020	$ 278,500	$ 371,772	0.00	0.26	$ 281,446	68	$ 300,791
71-09-22-331-001.000-022	7122068-022	22f	0.19	510	8/20/2020	$ 216,000	$ 288,341	0.00	0.19	$ 304,487	68	$ 300,791
71-09-22-330-006.000-022	7122068-022	22f	0.15	510	6/29/2020	$ 192,500	$ 268,775	0.00	0.15	$ 364,388	68	$ 300,791
71-09-22-405-002.000-022	7122068-022	22f	0.23	510	5/18/2020	$ 252,900	$ 344,309	0.00	0.23	$ 294,080	68	$ 300,791
71-09-22-335-007.000-022	7122068-022	22f	0.20	510	4/9/2020	$ 248,000	$ 339,856	0.00	0.20	$ 343,723	68	$ 300,791
71-09-22-403-005.000-022	7122068-022	22f	0.26	510	12/27/2019	$ 206,500	$ 290,463	0.00	0.26	$ 225,295	68	$ 300,791
71-09-22-328-021.000-022	7122068-022	22f	0.23	510	10/14/2019	$ 183,000	$ 270,067	0.00	0.23	$ 239,108	68	$ 300,791
71-09-27-206-002.000-022	7122068-022	22f	0.21	510	7/11/2019	$ 213,000	$ 309,419	0.00	0.21	$ 293,007	68	$ 300,791
71-09-22-326-004.000-022	7122068-022	22f	0.18	510	7/5/2019	$ 153,000	$ 230,432	0.00	0.18	$ 260,717	68	$ 300,791
71-09-22-383-009.000-022	7122068-022	22f	0.24	510	6/17/2019	$ 225,000	$ 328,943	0.00	0.24	$ 275,554	68	$ 300,791

State Parcel Number	Neighborhood Code	Market Area	Acres	Property Class	Sale Date	Adj Sale Price	Time Adjusted Sale Price (TASP)	Res Excess Acres	Res Homesite/ Frontage Acres	TASP/Acre	NBHD Sale Count	Median TASP/Acre
71-09-27-229-003.000-022	7122069-022	22i	0.42	510	7/31/2024	$ 635,000	$ 642,654	0.00	0.42	$ 302,966	7	$ 273,931
71-09-27-227-008.000-022	7122069-022	22i	0.57	510	6/28/2024	$ 685,000	$ 695,507	0.00	0.57	$ 243,696	7	$ 273,931
71-09-27-227-006.000-022	7122069-022	22i	0.55	510	5/8/2023	$ 800,000	$ 858,484	0.00	0.55	$ 311,189	7	$ 273,931
71-09-27-227-010.000-022	7122069-022	22i	0.52	510	12/5/2022	$ 404,000	$ 444,428	0.00	0.52	$ 172,512	7	$ 273,931
71-09-22-481-004.000-022	7122069-022	22i	0.40	510	12/2/2020	$ 399,900	$ 497,967	0.00	0.40	$ 246,816	7	$ 273,931
71-09-27-226-003.000-022	7122069-022	22i	0.41	510	7/10/2020	$ 440,000	$ 561,570	0.00	0.41	$ 273,931	7	$ 273,931
71-09-22-481-001.000-022	7122069-022	22i	0.31	510	6/12/2019	$ 395,000	$ 534,187	0.00	0.31	$ 339,300	7	$ 273,931

State Parcel Number	Neighborhood Code	Market Area	Acres	Property Class	Sale Date	Adj Sale Price	Time Adjusted Sale Price (TASP)	Res Excess Acres	Res Homesite/ Frontage Acres	TASP/Acre	NBHD Sale Count	Median TASP/Acre
71-09-27-179-032.000-022	7122070-022	22f	0.17	510	12/12/2024	$ 385,045	$ 385,045	0.00	0.17	$ 453,803	25	$ 315,197
71-09-27-179-012.000-022	7122070-022	22f	0.21	510	12/2/2024	$ 379,900	$ 379,900	0.00	0.21	$ 369,385	25	$ 315,197
71-09-27-179-005.000-022	7122070-022	22f	0.25	510	11/25/2024	$ 398,325	$ 399,005	0.00	0.25	$ 317,455	25	$ 315,197
71-09-27-178-005.000-022	7122070-022	22f	0.18	510	10/18/2024	$ 273,500	$ 274,804	0.00	0.18	$ 300,010	25	$ 315,197
71-09-27-179-006.000-022	7122070-022	22f	0.27	510	10/14/2024	$ 385,365	$ 386,833	0.00	0.27	$ 284,395	25	$ 315,197
71-09-27-176-010.000-022	7122070-022	22f	0.18	510	9/19/2024	$ 250,000	$ 251,922	0.00	0.18	$ 275,030	25	$ 315,197
71-09-27-179-007.000-022	7122070-022	22f	0.24	510	9/17/2024	$ 374,900	$ 377,246	0.00	0.24	$ 319,208	25	$ 315,197
71-09-27-127-003.000-022	7122070-022	22f	0.15	510	9/16/2024	$ 180,000	$ 181,558	0.00	0.15	$ 236,221	25	$ 315,197
71-09-27-179-009.000-022	7122070-022	22f	0.24	510	8/9/2024	$ 374,900	$ 378,281	0.00	0.24	$ 315,197	25	$ 315,197
71-09-27-127-008.000-022	7122070-022	22f	0.39	510	6/7/2024	$ 271,000	$ 275,938	0.00	0.39	$ 142,915	25	$ 315,197
71-09-27-128-008.000-022	7122070-022	22f	0.15	510	4/23/2024	$ 255,000	$ 261,756	0.00	0.15	$ 348,687	25	$ 315,197
71-09-27-128-006.000-022	7122070-022	22f	0.18	510	12/14/2023	$ 255,000	$ 266,587	0.00	0.18	$ 291,918	25	$ 315,197
71-09-27-176-002.000-022	7122070-022	22f	0.15	510	12/1/2023	$ 250,000	$ 261,360	0.00	0.15	$ 339,845	25	$ 315,197
71-09-27-176-005.000-022	7122070-022	22f	0.16	510	11/17/2023	$ 304,000	$ 319,385	0.00	0.16	$ 389,867	25	$ 315,197
71-09-27-177-001.000-022	7122070-022	22f	0.15	510	8/4/2023	$ 257,500	$ 274,758	0.00	0.15	$ 356,736	25	$ 315,197
71-09-27-176-007.000-022	7122070-022	22f	0.18	510	6/30/2023	$ 260,000	$ 280,448	0.00	0.18	$ 310,848	25	$ 315,197
71-09-27-178-008.000-022	7122070-022	22f	0.18	510	11/22/2022	$ 235,000	$ 263,923	0.00	0.18	$ 290,315	25	$ 315,197
71-09-27-176-001.000-022	7122070-022	22f	0.15	510	8/31/2022	$ 225,000	$ 257,329	0.00	0.15	$ 333,016	25	$ 315,197
71-09-27-178-009.000-022	7122070-022	22f	0.18	510	10/13/2021	$ 250,000	$ 304,546	0.00	0.18	$ 335,001	25	$ 315,197
71-09-27-178-004.000-022	7122070-022	22f	0.18	510	6/11/2021	$ 265,000	$ 331,303	0.00	0.18	$ 361,692	25	$ 315,197
71-09-27-177-003.000-022	7122070-022	22f	0.16	510	4/7/2021	$ 235,000	$ 297,659	0.00	0.16	$ 363,704	25	$ 315,197
71-09-27-177-006.000-022	7122070-022	22f	0.20	510	5/26/2020	$ 192,000	$ 269,959	0.00	0.20	$ 272,209	25	$ 315,197
71-09-27-178-007.000-022	7122070-022	22f	0.18	510	2/12/2020	$ 181,000	$ 259,863	0.00	0.18	$ 285,850	25	$ 315,197
71-09-27-177-005.000-022	7122070-022	22f	0.17	510	8/12/2019	$ 140,500	$ 204,230	0.00	0.17	$ 245,076	25	$ 315,197
71-09-27-177-004.000-022	7122070-022	22f	0.17	510	1/22/2019	$ 160,000	$ 250,717	0.00	0.17	$ 303,368	25	$ 315,197

State Parcel Number	Neighborhood Code	Market Area	Acres	Property Class	Sale Date	Adj Sale Price	Time Adjusted Sale Price (TASP)	Res Excess Acres	Res Homesite/ Frontage Acres	TASP/Acre	NBHD Sale Count	Median TASP/Acre
71-09-23-301-163.000-022	7122071-022	22f	0.52	510	12/20/2024	$ 365,000	$ 365,000	0.00	0.52	$ 139,273	106	$ 392,723
71-09-22-427-003.000-022	7122071-022	22f	0.16	510	12/19/2024	$ 205,000	$ 205,000	0.00	0.16	$ 255,137	106	$ 392,723
71-09-23-301-171.000-022	7122071-022	22f	0.16	510	12/18/2024	$ 292,000	$ 292,000	0.00	0.16	$ 360,532	106	$ 392,723
71-09-23-301-041.000-022	7122071-022	22f	0.17	510	12/17/2024	$ 260,000	$ 260,000	0.00	0.17	$ 301,936	106	$ 392,723
71-09-22-429-004.000-022	7122071-022	22f	0.13	510	12/16/2024	$ 252,000	$ 252,000	0.00	0.13	$ 399,167	106	$ 392,723
71-09-22-426-005.000-022	7122071-022	22f	0.14	510	10/21/2024	$ 264,900	$ 266,163	0.00	0.14	$ 386,468	106	$ 392,723
71-09-22-430-031.000-022	7122071-022	22f	0.14	510	9/16/2024	$ 290,000	$ 292,229	0.00	0.14	$ 431,510	106	$ 392,723
71-09-23-301-271.000-022	7122071-022	22f	0.16	510	9/5/2024	$ 349,900	$ 352,090	0.00	0.16	$ 437,824	106	$ 392,723
71-09-22-433-004.000-022	7122071-022	22f	0.12	510	8/14/2024	$ 265,000	$ 267,894	0.00	0.12	$ 446,680	106	$ 392,723
71-09-22-428-016.000-022	7122071-022	22f	0.16	510	7/31/2024	$ 269,000	$ 272,885	0.00	0.16	$ 350,851	106	$ 392,723
71-09-22-430-015.000-022	7122071-022	22f	0.13	510	7/9/2024	$ 215,000	$ 218,105	0.00	0.13	$ 345,477	106	$ 392,723
71-09-22-431-004.000-022	7122071-022	22f	0.14	510	7/8/2024	$ 297,000	$ 301,289	0.00	0.14	$ 444,888	106	$ 392,723
71-09-23-301-270.000-022	7122071-022	22f	0.16	510	6/14/2024	$ 349,900	$ 355,267	0.00	0.16	$ 456,504	106	$ 392,723
71-09-23-301-266.000-022	7122071-022	22f	0.41	510	5/15/2024	$ 349,900	$ 356,495	0.18	0.23	$ 175,058	106	$ 392,723
71-09-23-301-259.000-022	7122071-022	22f	0.99	510	5/13/2024	$ 349,900	$ 356,495	0.72	0.27	$ 71,995	106	$ 392,723
71-09-22-429-033.000-022	7122071-022	22f	0.13	510	3/26/2024	$ 270,000	$ 278,356	0.00	0.13	$ 440,915	106	$ 392,723
71-09-23-301-258.000-022	7122071-022	22f	1.50	510	3/19/2024	$ 449,975	$ 461,884	0.93	0.57	$ 61,585	106	$ 392,723
71-09-23-301-257.000-022	7122071-022	22f	0.35	510	3/11/2024	$ 407,060	$ 417,834	0.00	0.35	$ 235,762	106	$ 392,723
71-09-23-301-264.000-022	7122071-022	22f	0.16	510	3/1/2024	$ 340,000	$ 348,999	0.00	0.16	$ 444,514	106	$ 392,723
71-09-23-301-267.000-022	7122071-022	22f	0.16	510	2/29/2024	$ 339,900	$ 350,281	0.00	0.16	$ 450,096	106	$ 392,723
71-09-23-301-274.000-022	7122071-022	22f	0.29	510	2/19/2024	$ 369,770	$ 381,063	0.00	0.29	$ 263,164	106	$ 392,723
71-09-23-301-284.000-022	7122071-022	22f	0.32	510	2/16/2024	$ 375,000	$ 386,453	0.00	0.32	$ 242,913	106	$ 392,723
71-09-23-301-276.000-022	7122071-022	22f	0.33	510	2/12/2024	$ 351,280	$ 362,008	0.00	0.33	$ 219,747	106	$ 392,723
71-09-23-301-275.000-022	7122071-022	22f	0.36	510	2/8/2024	$ 381,000	$ 392,636	0.00	0.36	$ 221,203	106	$ 392,723

State Parcel Number	Neighborhood Code	Market Area	Acres	Property Class	Sale Date	Adj Sale Price	Time Adjusted Sale Price (TASP)	Res Excess Acres	Res Homesite/ Frontage Acres	TASP/Acre	NBHD Sale Count	Median TASP/Acre
71-09-23-301-278.000-022	7122071-022	22f	0.32	510	2/2/2024	$ 367,715	$ 378,945	0.00	0.32	$ 239,230	106	$ 392,723
71-09-23-301-263.000-022	7122071-022	22f	0.17	510	1/29/2024	$ 307,705	$ 318,404	0.00	0.00	$ 385,945	106	$ 392,723
71-09-23-301-277.000-022	7122071-022	22f	0.33	510	1/25/2024	$ 440,510	$ 455,827	0.00	0.33	$ 280,291	106	$ 392,723
71-09-22-432-009.000-022	7122071-022	22f	0.17	510	1/16/2024	$ 245,500	$ 255,426	0.00	0.17	$ 301,528	106	$ 392,723
71-09-23-301-260.000-022	7122071-022	22f	0.22	510	1/11/2024	$ 374,380	$ 387,398	0.00	0.22	$ 349,380	106	$ 392,723
71-09-23-301-256.000-022	7122071-022	22f	0.36	510	1/4/2024	$ 328,010	$ 339,415	0.00	0.36	$ 190,528	106	$ 392,723
71-09-23-301-269.000-022	7122071-022	22f	0.16	510	1/3/2024	$ 332,785	$ 344,356	0.00	0.16	$ 421,412	106	$ 392,723
71-09-23-301-039.000-022	7122071-022	22f	0.18	510	12/20/2023	$ 242,900	$ 253,937	0.00	0.18	$ 285,457	106	$ 392,723
71-09-22-428-012.000-022	7122071-022	22f	0.13	510	12/8/2023	$ 264,000	$ 275,996	0.00	0.13	$ 437,176	106	$ 392,723
71-09-23-301-170.000-022	7122071-022	22f	0.15	510	12/8/2023	$ 245,000	$ 256,133	0.00	0.15	$ 338,095	106	$ 392,723
71-09-23-301-268.000-022	7122071-022	22f	0.16	510	12/8/2023	$ 325,050	$ 337,775	0.00	0.16	$ 413,358	106	$ 392,723
71-09-23-301-283.000-022	7122071-022	22f	0.27	510	12/1/2023	$ 381,515	$ 396,451	0.00	0.27	$ 297,236	106	$ 392,723
71-09-23-301-282.000-022	7122071-022	22f	0.35	510	11/30/2023	$ 324,900	$ 339,085	0.00	0.35	$ 193,332	106	$ 392,723
71-09-23-301-265.000-022	7122071-022	22f	0.41	510	11/29/2023	$ 319,900	$ 333,867	0.00	0.41	$ 162,813	106	$ 392,723
71-09-23-301-280.000-022	7122071-022	22f	0.32	510	11/22/2023	$ 335,395	$ 350,039	0.00	0.32	$ 220,981	106	$ 392,723
71-09-23-301-025.000-022	7122071-022	22f	0.24	510	11/16/2023	$ 288,000	$ 302,575	0.00	0.24	$ 257,174	106	$ 392,723
71-09-23-301-281.000-022	7122071-022	22f	0.32	510	10/27/2023	$ 318,760	$ 334,156	0.00	0.32	$ 210,954	106	$ 392,723
71-09-23-301-262.000-022	7122071-022	22f	0.35	510	10/25/2023	$ 317,000	$ 332,311	0.00	0.35	$ 189,283	106	$ 392,723
71-09-23-301-279.000-022	7122071-022	22f	0.32	510	10/24/2023	$ 324,900	$ 340,592	0.00	0.32	$ 215,018	106	$ 392,723
71-09-23-301-272.000-022	7122071-022	22f	0.22	510	10/20/2023	$ 286,855	$ 302,900	0.00	0.22	$ 275,570	106	$ 392,723
71-09-23-301-273.000-022	7122071-022	22f	0.21	510	10/19/2023	$ 283,025	$ 298,856	0.00	0.21	$ 285,486	106	$ 392,723
71-09-23-301-261.000-022	7122071-022	22f	0.47	510	10/9/2023	$ 354,000	$ 371,098	0.00	0.47	$ 157,692	106	$ 392,723
71-09-22-426-012.000-022	7122071-022	22f	0.14	510	10/6/2023	$ 162,000	$ 172,437	0.00	0.14	$ 250,379	106	$ 392,723
71-09-22-428-004.000-022	7122071-022	22f	0.13	510	9/29/2023	$ 236,500	$ 251,023	0.00	0.13	$ 397,619	106	$ 392,723
71-09-22-433-018.000-022	7122071-022	22f	0.13	510	8/1/2023	$ 270,000	$ 288,095	0.00	0.13	$ 435,746	106	$ 392,723
71-09-22-433-007.000-022	7122071-022	22f	0.12	510	7/24/2023	$ 275,000	$ 295,012	0.00	0.12	$ 491,895	106	$ 392,723
71-09-23-301-175.000-022	7122071-022	22f	0.11	510	7/13/2023	$ 293,900	$ 315,287	0.00	0.11	$ 553,786	106	$ 392,723
71-09-22-430-012.000-022	7122071-022	22f	0.13	510	6/30/2023	$ 275,000	$ 296,628	0.00	0.13	$ 469,858	106	$ 392,723
71-09-23-301-162.000-022	7122071-022	22f	0.20	510	3/9/2023	$ 290,000	$ 318,135	0.00	0.20	$ 317,842	106	$ 392,723
71-09-22-433-008.000-022	7122071-022	22f	0.12	510	2/22/2023	$ 229,000	$ 252,672	0.00	0.12	$ 421,299	106	$ 392,723
71-09-23-301-211.000-022	7122071-022	22f	0.12	510	2/21/2023	$ 267,000	$ 294,600	0.00	0.12	$ 496,817	106	$ 392,723
71-09-22-428-015.000-022	7122071-022	22f	0.12	510	2/9/2023	$ 240,000	$ 264,809	0.00	0.12	$ 451,295	106	$ 392,723
71-09-23-301-023.000-022	7122071-022	22f	0.19	510	12/9/2022	$ 260,000	$ 290,265	0.00	0.19	$ 311,236	106	$ 392,723
71-09-22-427-006.000-022	7122071-022	22f	0.13	510	11/21/2022	$ 249,000	$ 279,646	0.00	0.13	$ 442,957	106	$ 392,723
71-09-22-430-032.000-022	7122071-022	22f	0.14	510	10/24/2022	$ 250,000	$ 282,462	0.00	0.14	$ 417,087	106	$ 392,723
71-09-22-430-007.000-022	7122071-022	22f	0.13	510	10/3/2022	$ 246,000	$ 277,943	0.00	0.13	$ 440,260	106	$ 392,723
71-09-22-432-017.000-022	7122071-022	22f	0.24	510	9/12/2022	$ 227,000	$ 258,035	0.00	0.24	$ 213,485	106	$ 392,723
71-09-23-301-181.000-022	7122071-022	22f	0.18	510	7/22/2022	$ 320,000	$ 361,168	0.00	0.18	$ 391,355	106	$ 392,723
71-09-22-431-002.000-022	7122071-022	22f	0.14	510	4/22/2022	$ 250,000	$ 293,117	0.00	0.14	$ 432,821	106	$ 392,723
71-09-22-428-031.000-022	7122071-022	22f	0.12	510	3/18/2022	$ 240,000	$ 283,172	0.00	0.12	$ 456,851	106	$ 392,723
71-09-23-301-186.000-022	7122071-022	22f	0.19	510	3/8/2022	$ 352,000	$ 405,645	0.00	0.19	$ 433,085	106	$ 392,723
71-09-23-301-178.000-022	7122071-022	22f	0.25	510	2/25/2022	$ 265,000	$ 314,656	0.00	0.25	$ 252,980	106	$ 392,723
71-09-23-301-180.000-022	7122071-022	22f	0.16	510	2/7/2022	$ 289,900	$ 344,222	0.00	0.16	$ 422,672	106	$ 392,723
71-09-22-430-008.000-022	7122071-022	22f	0.13	510	9/29/2021	$ 212,000	$ 259,928	0.00	0.13	$ 411,725	106	$ 392,723
71-09-22-430-016.000-022	7122071-022	22f	0.13	510	9/24/2021	$ 230,000	$ 281,998	0.00	0.13	$ 446,683	106	$ 392,723
71-09-23-301-201.000-022	7122071-022	22f	0.20	510	9/24/2021	$ 250,000	$ 306,519	0.00	0.20	$ 307,650	106	$ 392,723
71-09-22-431-026.000-022	7122071-022	22f	0.14	510	9/7/2021	$ 225,000	$ 275,867	0.00	0.14	$ 407,350	106	$ 392,723
71-09-23-301-037.000-022	7122071-022	22f	0.19	510	8/20/2021	$ 238,725	$ 294,598	0.00	0.19	$ 309,669	106	$ 392,723
71-09-22-427-007.000-022	7122071-022	22f	0.13	510	8/19/2021	$ 210,000	$ 259,150	0.00	0.13	$ 410,492	106	$ 392,723
71-09-23-301-200.000-022	7122071-022	22f	0.19	510	6/29/2021	$ 249,900	$ 312,425	0.00	0.19	$ 324,030	106	$ 392,723
71-09-23-301-164.000-022	7122071-022	22f	0.11	510	5/28/2021	$ 261,645	$ 329,249	0.00	0.11	$ 590,211	106	$ 392,723
71-09-22-428-003.000-022	7122071-022	22f	0.13	510	5/14/2021	$ 224,759	$ 282,833	0.00	0.13	$ 448,006	106	$ 392,723
71-09-22-431-006.000-022	7122071-022	22f	0.14	510	4/27/2021	$ 260,000	$ 329,324	0.00	0.14	$ 486,285	106	$ 392,723
71-09-22-429-025.000-022	7122071-022	22f	0.13	510	3/18/2021	$ 225,200	$ 287,119	0.00	0.13	$ 454,795	106	$ 392,723
71-09-22-426-011.000-022	7122071-022	22f	0.14	510	1/28/2021	$ 175,000	$ 232,587	0.00	0.14	$ 337,717	106	$ 392,723
71-09-22-431-030.000-022	7122071-022	22f	0.14	510	12/21/2020	$ 205,000	$ 274,391	0.00	0.14	$ 405,169	106	$ 392,723
71-09-22-426-007.000-022	7122071-022	22f	0.14	510	11/20/2020	$ 200,250	$ 269,932	0.00	0.14	$ 391,941	106	$ 392,723
71-09-23-301-213.000-022	7122071-022	22f	0.15	510	11/18/2020	$ 241,130	$ 315,605	0.00	0.15	$ 409,770	106	$ 392,723
71-09-22-430-006.000-022	7122071-022	22f	0.13	510	11/12/2020	$ 186,500	$ 251,397	0.00	0.13	$ 398,212	106	$ 392,723
71-09-23-301-017.000-022	7122071-022	22f	0.24	510	10/27/2020	$ 215,000	$ 283,259	0.00	0.24	$ 238,200	106	$ 392,723
71-09-23-301-168.000-022	7122071-022	22f	0.16	510	10/19/2020	$ 250,000	$ 329,371	0.00	0.16	$ 399,538	106	$ 392,723
71-09-22-427-005.000-022	7122071-022	22f	0.13	510	10/16/2020	$ 210,000	$ 276,672	0.00	0.13	$ 438,247	106	$ 392,723
71-09-22-428-005.000-022	7122071-022	22f	0.13	510	10/13/2020	$ 183,000	$ 248,426	0.00	0.13	$ 393,505	106	$ 392,723
71-09-23-301-183.000-022	7122071-022	22f	0.11	510	9/21/2020	$ 230,000	$ 305,019	0.00	0.11	$ 553,609	106	$ 392,723
71-09-22-432-014.000-022	7122071-022	22f	0.17	510	8/14/2020	$ 220,000	$ 293,680	0.00	0.17	$ 335,767	106	$ 392,723
71-09-23-301-182.000-022	7122071-022	22f	0.13	510	8/11/2020	$ 253,028	$ 337,770	0.00	0.13	$ 518,987	106	$ 392,723

State Parcel Number	Neighborhood Code	Market Area	Acres	Property Class	Sale Date	Adj Sale Price	Time Adjusted Sale Price (TASP)	Res Excess Acres	Res Homesite/ Frontage Acres	TASP/Acre	NBHD Sale Count	Median TASP/Acre
71-09-22-432-008.000-022	7122071-022	22f	0.17	510	8/6/2020	$ 218,500	$ 291,678	0.00	0.17	$ 344,323	106	$ 392,723
71-09-22-428-001.000-022	7122071-022	22f	0.14	510	7/31/2020	$ 182,500	$ 253,032	0.00	0.14	$ 371,112	106	$ 392,723
71-09-23-301-011.000-022	7122071-022	22f	0.21	510	7/13/2020	$ 203,500	$ 282,148	0.00	0.21	$ 266,025	106	$ 392,723
71-09-23-301-021.000-022	7122071-022	22f	0.19	510	7/9/2020	$ 214,000	$ 287,553	0.00	0.19	$ 308,328	106	$ 392,723
71-09-23-301-014.000-022	7122071-022	22f	0.17	510	6/25/2020	$ 235,000	$ 317,849	0.00	0.17	$ 378,913	106	$ 392,723
71-09-22-431-022.000-022	7122071-022	22f	0.14	510	6/10/2020	$ 182,000	$ 254,114	0.00	0.14	$ 375,229	106	$ 392,723
71-09-22-431-014.000-022	7122071-022	22f	0.13	510	4/27/2020	$ 203,500	$ 288,133	0.00	0.13	$ 440,388	106	$ 392,723
71-09-23-301-165.000-022	7122071-022	22f	0.11	510	2/3/2020	$ 224,545	$ 311,761	0.00	0.11	$ 552,043	106	$ 392,723
71-09-23-301-176.000-022	7122071-022	22f	0.16	510	12/9/2019	$ 238,900	$ 336,036	0.00	0.16	$ 428,004	106	$ 392,723
71-09-23-301-161.000-022	7122071-022	22f	0.14	510	11/22/2019	$ 239,060	$ 338,449	0.00	0.14	$ 491,428	106	$ 392,723
71-09-22-427-004.000-022	7122071-022	22f	0.13	510	8/23/2019	$ 185,000	$ 276,754	0.00	0.13	$ 438,378	106	$ 392,723
71-09-23-301-166.000-022	7122071-022	22f	0.16	510	7/3/2019	$ 260,976	$ 379,113	0.00	0.16	$ 484,285	106	$ 392,723
71-09-22-429-005.000-022	7122071-022	22f	0.13	510	6/28/2019	$ 171,000	$ 259,276	0.00	0.13	$ 410,692	106	$ 392,723
71-09-22-431-027.000-022	7122071-022	22f	0.14	510	6/21/2019	$ 189,900	$ 287,933	0.00	0.14	$ 425,165	106	$ 392,723
71-09-22-429-014.000-022	7122071-022	22f	0.13	510	6/20/2019	$ 182,000	$ 275,954	0.00	0.13	$ 437,110	106	$ 392,723
71-09-22-431-003.000-022	7122071-022	22f	0.14	510	3/25/2019	$ 187,000	$ 289,231	0.00	0.14	$ 427,082	106	$ 392,723

State Parcel Number	Neighborhood Code	Market Area	Acres	Property Class	Sale Date	Adj Sale Price	Time Adjusted Sale Price (TASP)	Res Excess Acres	Res Homesite/ Frontage Acres	TASP/Acre	NBHD Sale Count	Median TASP/Acre
71-09-03-226-027.000-022	7122074-022	22f	0.17	510	12/30/2024	$ 314,900	$ 314,900	0.00	0.17	$ 375,091	46	$ 316,879
71-04-34-476-031.000-022	7122074-022	22f	0.20	510	10/11/2024	$ 272,500	$ 273,799	0.00	0.20	$ 276,081	46	$ 316,879
71-09-03-277-010.000-022	7122074-022	22f	0.17	510	7/30/2024	$ 345,000	$ 349,159	0.00	0.17	$ 405,367	46	$ 316,879
71-04-34-477-024.000-022	7122074-022	22f	0.30	510	7/25/2024	$ 319,190	$ 323,037	0.00	0.30	$ 217,707	46	$ 316,879
71-09-03-228-018.000-022	7122074-022	22f	0.31	510	3/15/2024	$ 270,000	$ 278,356	0.00	0.31	$ 179,991	46	$ 316,879
71-09-03-227-003.000-022	7122074-022	22f	0.19	510	2/21/2024	$ 269,834	$ 279,440	0.00	0.19	$ 300,294	46	$ 316,879
71-04-34-477-033.000-022	7122074-022	22f	0.18	510	12/19/2023	$ 265,000	$ 277,041	0.00	0.18	$ 312,034	46	$ 316,879
71-04-34-476-021.000-022	7122074-022	22f	0.31	510	7/14/2023	$ 270,000	$ 289,648	0.00	0.31	$ 188,892	46	$ 316,879
71-09-03-228-028.000-022	7122074-022	22f	0.18	510	7/5/2023	$ 229,900	$ 246,630	0.00	0.18	$ 266,911	46	$ 316,879
71-09-03-226-028.000-022	7122074-022	22f	0.17	510	5/19/2023	$ 330,000	$ 354,125	0.00	0.17	$ 409,168	46	$ 316,879
71-09-03-228-003.000-022	7122074-022	22f	0.16	510	11/28/2022	$ 314,800	$ 348,065	0.00	0.16	$ 433,191	46	$ 316,879
71-09-03-277-007.000-022	7122074-022	22f	0.24	510	9/23/2022	$ 320,000	$ 357,456	0.00	0.24	$ 298,292	46	$ 316,879
71-09-03-228-016.000-022	7122074-022	22f	0.17	510	9/15/2022	$ 315,000	$ 351,871	0.00	0.17	$ 425,883	46	$ 316,879
71-09-03-277-009.000-022	7122074-022	22f	0.18	510	8/5/2022	$ 342,975	$ 385,101	0.00	0.18	$ 439,942	46	$ 316,879
71-09-03-228-017.000-022	7122074-022	22f	0.22	510	7/1/2022	$ 320,000	$ 361,168	0.00	0.22	$ 331,908	46	$ 316,879
71-04-34-476-026.000-022	7122074-022	22f	0.31	510	4/22/2022	$ 260,500	$ 305,428	0.00	0.31	$ 197,630	46	$ 316,879
71-04-34-477-034.000-022	7122074-022	22f	0.18	510	4/13/2022	$ 217,500	$ 255,012	0.00	0.18	$ 280,159	46	$ 316,879
71-09-03-226-029.000-022	7122074-022	22f	0.17	510	4/1/2022	$ 237,545	$ 278,514	0.00	0.17	$ 327,452	46	$ 316,879
71-09-03-277-005.000-022	7122074-022	22f	0.21	510	4/1/2022	$ 239,545	$ 280,859	0.00	0.21	$ 262,650	46	$ 316,879
71-09-03-228-006.000-022	7122074-022	22f	0.29	510	11/30/2021	$ 250,000	$ 302,591	0.00	0.29	$ 210,021	46	$ 316,879
71-09-03-228-022.000-022	7122074-022	22f	0.19	510	9/7/2021	$ 279,000	$ 342,076	0.00	0.19	$ 356,479	46	$ 316,879
71-04-34-477-032.000-022	7122074-022	22f	0.16	510	9/3/2021	$ 240,000	$ 294,259	0.00	0.16	$ 367,011	46	$ 316,879
71-09-03-226-034.000-022	7122074-022	22f	0.18	510	8/11/2021	$ 252,010	$ 310,992	0.00	0.18	$ 341,659	46	$ 316,879
71-04-34-477-031.000-022	7122074-022	22f	0.21	510	7/29/2021	$ 309,900	$ 372,340	0.00	0.21	$ 356,465	46	$ 316,879
71-09-03-228-015.000-022	7122074-022	22f	0.17	510	7/27/2021	$ 216,710	$ 269,173	0.00	0.17	$ 325,790	46	$ 316,879
71-09-03-277-008.000-022	7122074-022	22f	0.19	510	7/23/2021	$ 254,200	$ 315,739	0.00	0.19	$ 331,093	46	$ 316,879
71-09-03-228-020.000-022	7122074-022	22f	0.25	510	7/12/2021	$ 269,900	$ 335,239	0.00	0.25	$ 267,112	46	$ 316,879
71-09-03-277-006.000-022	7122074-022	22f	0.23	510	6/24/2021	$ 269,085	$ 336,410	0.00	0.23	$ 297,031	46	$ 316,879
71-09-03-228-014.000-022	7122074-022	22f	0.17	510	6/22/2021	$ 255,000	$ 318,801	0.00	0.17	$ 382,719	46	$ 316,879
71-09-03-277-004.000-022	7122074-022	22f	0.20	510	6/11/2021	$ 224,710	$ 280,932	0.00	0.20	$ 280,997	46	$ 316,879
71-09-03-226-021.000-022	7122074-022	22f	0.20	510	6/10/2021	$ 240,000	$ 300,048	0.00	0.20	$ 294,271	46	$ 316,879
71-09-03-277-003.000-022	7122074-022	22f	0.20	510	6/10/2021	$ 244,900	$ 306,174	0.00	0.20	$ 310,884	46	$ 316,879
71-09-03-228-005.000-022	7122074-022	22f	0.19	510	4/16/2021	$ 260,500	$ 329,958	0.00	0.19	$ 339,464	46	$ 316,879
71-09-03-226-033.000-022	7122074-022	22f	0.19	510	4/8/2021	$ 258,990	$ 328,045	0.00	0.19	$ 348,188	46	$ 316,879
71-09-03-228-023.000-022	7122074-022	22f	0.19	510	4/5/2021	$ 266,770	$ 337,900	0.00	0.19	$ 350,742	46	$ 316,879
71-09-03-226-025.000-022	7122074-022	22f	0.17	510	3/12/2021	$ 275,000	$ 350,611	0.00	0.17	$ 417,285	46	$ 316,879
71-09-03-226-037.000-022	7122074-022	22f	0.22	510	2/17/2021	$ 259,900	$ 333,538	0.00	0.22	$ 302,685	46	$ 316,879
71-09-03-277-002.000-022	7122074-022	22f	0.19	510	1/20/2021	$ 252,095	$ 325,651	0.00	0.19	$ 335,749	46	$ 316,879
71-09-03-226-036.000-022	7122074-022	22f	0.17	510	12/21/2020	$ 239,375	$ 311,256	0.00	0.17	$ 367,435	46	$ 316,879
71-09-03-277-001.000-022	7122074-022	22f	0.22	510	12/15/2020	$ 264,265	$ 343,621	0.00	0.22	$ 309,419	46	$ 316,879
71-09-03-228-012.000-022	7122074-022	22f	0.22	510	11/6/2020	$ 270,860	$ 354,517	0.00	0.22	$ 321,724	46	$ 316,879
71-09-03-226-031.000-022	7122074-022	22f	0.18	510	10/14/2020	$ 196,000	$ 266,073	0.00	0.18	$ 296,765	46	$ 316,879
71-04-34-477-037.000-022	7122074-022	22f	0.21	510	7/16/2020	$ 182,500	$ 253,032	0.00	0.21	$ 242,244	46	$ 316,879
71-04-34-476-025.000-022	7122074-022	22f	0.26	510	6/9/2020	$ 200,000	$ 279,246	0.00	0.26	$ 215,501	46	$ 316,879
71-04-34-477-022.000-022	7122074-022	22f	0.21	510	6/27/2019	$ 204,000	$ 309,312	0.00	0.21	$ 296,124	46	$ 316,879
71-09-03-228-031.000-022	7122074-022	22f	0.20	510	6/14/2019	$ 245,000	$ 358,183	0.00	0.20	$ 364,748	46	$ 316,879

State Parcel Number	Neighborhood Code	Market Area	Acres	Property Class	Sale Date	Adj Sale Price	Time Adjusted Sale Price (TASP)	Res Excess Acres	Res Homesite/ Frontage Acres	TASP/Acre	NBHD Sale Count	Median TASP/Acre
71-09-03-426-009.000-022	7122075-022	22k	13.10	400	3/3/2023	$ 101,920	$ 110,376	0.00	0.00	$ 8,426	1	$ 8,426

State Parcel Number	Neighborhood Code	Market Area	Acres	Property Class	Sale Date	Adj Sale Price	Time Adjusted Sale Price (TASP)	Res Excess Acres	Res Homesite/ Frontage Acres	TASP/Acre	NBHD Sale Count	Median TASP/Acre
71-09-03-227-006.000-022	7122076-022	22e	1.04	551	9/21/2021	$ 200,000	$ 251,219	0.00	0.00	$ 48,451	1	$ 48,451

State Parcel Number	Neighborhood Code	Market Area	Acres	Property Class	Sale Date	Adj Sale Price	Time Adjusted Sale Price (TASP)	Res Excess Acres	Res Homesite/ Frontage Acres	TASP/Acre	NBHD Sale Count	Median TASP/Acre
71-09-03-228-038.000-022	7122079-022	22e	0.75	551	8/7/2024	$ 237,000	$ 239,588	0.00	0.00	$ 63,560	1	$ 63,560

State Parcel Number	Neighborhood Code	Market Area	Acres	Property Class	Sale Date	Adj Sale Price	Time Adjusted Sale Price (TASP)	Res Excess Acres	Res Homesite/ Frontage Acres	TASP/Acre	NBHD Sale Count	Median TASP/Acre
71-04-34-453-034.000-022	7122093-022	22g	0.22	510	8/2/2024	$ 395,000	$ 398,562	0.00	0.22	$ 360,644	16	$ 334,014
71-09-03-226-039.000-022	7122093-022	22g	0.21	510	6/28/2024	$ 339,245	$ 344,449	0.00	0.21	$ 331,658	16	$ 334,014
71-04-34-456-005.000-022	7122093-022	22g	0.22	510	4/15/2024	$ 335,000	$ 342,559	0.00	0.22	$ 304,715	16	$ 334,014
71-04-34-455-001.000-022	7122093-022	22g	0.23	510	2/27/2024	$ 324,000	$ 333,895	0.00	0.23	$ 292,763	16	$ 334,014
71-09-03-201-007.000-022	7122093-022	22g	0.15	510	11/3/2023	$ 345,000	$ 360,063	0.00	0.15	$ 466,796	16	$ 334,014
71-09-03-202-022.000-022	7122093-022	22g	0.21	510	6/23/2023	$ 459,900	$ 491,150	0.00	0.21	$ 458,225	16	$ 334,014
71-04-34-455-002.000-022	7122093-022	22g	0.23	510	2/24/2023	$ 330,000	$ 359,391	0.00	0.23	$ 308,474	16	$ 334,014
71-04-34-453-031.000-022	7122093-022	22g	0.32	510	12/15/2022	$ 300,000	$ 334,921	0.00	0.32	$ 212,581	16	$ 334,014
71-09-03-202-010.000-022	7122093-022	22g	0.27	510	10/28/2022	$ 340,000	$ 377,853	0.00	0.27	$ 280,923	16	$ 334,014
71-09-03-226-009.000-022	7122093-022	22g	0.25	510	8/9/2022	$ 440,000	$ 494,043	0.00	0.25	$ 398,972	16	$ 334,014
71-04-34-456-002.000-022	7122093-022	22g	0.27	510	4/26/2022	$ 450,000	$ 515,880	0.00	0.27	$ 388,919	16	$ 334,014
71-04-34-456-006.000-022	7122093-022	22g	0.23	510	8/12/2021	$ 304,000	$ 375,150	0.00	0.23	$ 329,466	16	$ 334,014
71-04-34-453-039.000-022	7122093-022	22g	0.28	510	4/28/2021	$ 345,000	$ 420,972	0.00	0.28	$ 305,804	16	$ 334,014
71-09-03-202-014.000-022	7122093-022	22g	0.19	510	12/18/2020	$ 248,000	$ 322,471	0.00	0.19	$ 336,370	16	$ 334,014
71-09-03-202-017.000-022	7122093-022	22g	0.20	510	11/5/2020	$ 350,000	$ 438,015	0.00	0.20	$ 441,563	16	$ 334,014
71-04-34-456-007.000-022	7122093-022	22g	0.16	510	5/22/2020	$ 260,000	$ 353,976	0.00	0.16	$ 431,065	16	$ 334,014

State Parcel Number	Neighborhood Code	Market Area	Acres	Property Class	Sale Date	Adj Sale Price	Time Adjusted Sale Price (TASP)	Res Excess Acres	Res Homesite/ Frontage Acres	TASP/Acre	NBHD Sale Count	Median TASP/Acre
71-09-04-403-048.000-022	7122094-022	22c	0.10	510	12/13/2024	$ 155,103	$ 155,103	0.00	0.10	$ 306,407	24	$ 311,363
71-09-04-403-042.000-022	7122094-022	22c	0.08	510	9/20/2024	$ 155,000	$ 156,342	0.00	0.08	$ 368,122	24	$ 311,363
71-09-04-403-051.000-022	7122094-022	22c	0.10	510	9/10/2024	$ 145,000	$ 146,255	0.00	0.10	$ 307,475	24	$ 311,363
71-09-04-405-014.000-022	7122094-022	22c	0.09	510	5/31/2024	$ 161,000	$ 165,111	0.00	0.09	$ 374,596	24	$ 311,363
71-09-04-403-036.000-022	7122094-022	22c	0.09	510	4/19/2024	$ 185,000	$ 190,635	0.00	0.09	$ 437,056	24	$ 311,363
71-09-04-408-013.000-022	7122094-022	22c	0.12	510	2/28/2024	$ 120,000	$ 122,999	0.00	0.12	$ 199,622	24	$ 311,363
71-09-04-407-009.000-022	7122094-022	22c	0.08	510	1/12/2024	$ 133,500	$ 137,408	0.00	0.08	$ 351,882	24	$ 311,363
71-09-04-404-005.000-022	7122094-022	22c	0.12	510	12/14/2023	$ 158,000	$ 166,273	0.00	0.12	$ 286,278	24	$ 311,363
71-09-04-403-025.000-022	7122094-022	22c	0.09	510	9/7/2023	$ 185,000	$ 198,079	0.00	0.09	$ 442,478	24	$ 311,363
71-09-04-403-021.000-022	7122094-022	22c	0.08	510	2/16/2023	$ 159,900	$ 178,843	0.00	0.08	$ 432,798	24	$ 311,363
71-09-04-405-010.000-022	7122094-022	22c	0.09	510	11/1/2022	$ 147,250	$ 167,973	0.00	0.09	$ 362,942	24	$ 311,363
71-09-04-453-006.000-022	7122094-022	22c	0.11	510	10/14/2022	$ 120,000	$ 133,887	0.00	0.11	$ 249,236	24	$ 311,363
71-09-04-453-007.000-022	7122094-022	22c	0.13	510	8/26/2022	$ 130,000	$ 146,867	0.00	0.13	$ 226,862	24	$ 311,363
71-09-04-408-007.000-022	7122094-022	22c	0.09	510	8/10/2022	$ 135,000	$ 152,516	0.00	0.09	$ 337,581	24	$ 311,363
71-09-04-408-014.000-022	7122094-022	22c	0.08	510	8/3/2022	$ 130,000	$ 146,867	0.00	0.08	$ 362,361	24	$ 311,363
71-09-04-453-020.000-022	7122094-022	22c	0.10	510	7/19/2022	$ 120,000	$ 136,433	0.00	0.10	$ 283,000	24	$ 311,363
71-09-04-408-004.000-022	7122094-022	22c	0.09	510	6/8/2022	$ 120,000	$ 137,311	0.00	0.09	$ 294,933	24	$ 311,363
71-09-04-403-045.000-022	7122094-022	22c	0.10	510	5/23/2022	$ 136,500	$ 157,205	0.00	0.10	$ 310,560	24	$ 311,363
71-09-04-406-006.000-022	7122094-022	22c	0.08	510	11/12/2021	$ 120,000	$ 143,838	0.00	0.08	$ 342,851	24	$ 311,363
71-09-04-403-040.000-022	7122094-022	22c	0.09	510	9/21/2021	$ 115,000	$ 139,744	0.00	0.09	$ 312,166	24	$ 311,363
71-09-04-408-010.000-022	7122094-022	22c	0.12	510	8/6/2021	$ 125,000	$ 152,947	0.00	0.12	$ 251,411	24	$ 311,363
71-09-04-403-039.000-022	7122094-022	22c	0.08	510	6/23/2021	$ 125,000	$ 155,089	0.00	0.08	$ 365,172	24	$ 311,363
71-09-04-407-012.000-022	7122094-022	22c	0.10	510	6/15/2021	$ 119,000	$ 147,644	0.00	0.10	$ 290,422	24	$ 311,363
71-09-04-407-013.000-022	7122094-022	22c	0.13	510	3/17/2021	$ 116,000	$ 146,990	0.00	0.13	$ 234,538	24	$ 311,363

State Parcel Number	Neighborhood Code	Market Area	Acres	Property Class	Sale Date	Adj Sale Price	Time Adjusted Sale Price (TASP)	Res Excess Acres	Res Homesite/ Frontage Acres	TASP/Acre	NBHD Sale Count	Median TASP/Acre
71-09-22-455-008.000-022	7122095-022	22d	0.09	510	9/12/2024	$ 239,500	$ 241,341	0.00	0.09	$ 525,643	26	$ 662,665
71-09-22-455-007.000-022	7122095-022	22d	0.09	510	4/25/2024	$ 203,600	$ 209,802	0.00	0.09	$ 456,950	26	$ 662,665
71-09-22-378-009.000-022	7122095-022	22d	0.05	510	3/5/2024	$ 285,000	$ 293,820	0.00	0.05	$ 1,093,916	26	$ 662,665
71-09-22-378-013.000-022	7122095-022	22d	0.05	510	8/4/2023	$ 240,000	$ 256,085	0.00	0.05	$ 1,106,652	26	$ 662,665
71-09-22-457-005.000-022	7122095-022	22d	0.06	510	8/4/2023	$ 155,000	$ 166,954	0.00	0.06	$ 606,048	26	$ 662,665
71-09-22-378-016.000-022	7122095-022	22d	0.09	510	7/7/2023	$ 220,000	$ 236,009	0.00	0.09	$ 501,001	26	$ 662,665
71-09-22-378-018.000-022	7122095-022	22d	0.09	510	6/27/2023	$ 275,000	$ 296,628	0.00	0.09	$ 651,265	26	$ 662,665
71-09-22-455-010.000-022	7122095-022	22d	0.09	510	5/26/2023	$ 261,000	$ 283,094	0.00	0.09	$ 616,581	26	$ 662,665
71-09-22-454-004.000-022	7122095-022	22d	0.09	510	5/5/2023	$ 205,000	$ 224,931	0.00	0.09	$ 489,903	26	$ 662,665
71-09-22-454-016.000-022	7122095-022	22d	0.06	510	4/28/2023	$ 190,000	$ 209,796	0.00	0.06	$ 676,945	26	$ 662,665
71-09-22-454-007.000-022	7122095-022	22d	0.06	510	3/10/2023	$ 240,000	$ 263,284	0.00	0.06	$ 849,536	26	$ 662,665
71-09-22-378-012.000-022	7122095-022	22d	0.05	510	12/29/2022	$ 224,900	$ 251,079	0.00	0.05	$ 1,085,019	26	$ 662,665
71-09-22-455-006.000-022	7122095-022	22d	0.09	510	12/16/2022	$ 185,000	$ 209,643	0.00	0.09	$ 456,604	26	$ 662,665
71-09-22-454-010.000-022	7122095-022	22d	0.06	510	12/5/2022	$ 190,000	$ 215,309	0.00	0.06	$ 708,906	26	$ 662,665
71-09-22-379-004.000-022	7122095-022	22d	0.07	510	11/18/2022	$ 219,500	$ 246,515	0.00	0.07	$ 657,979	26	$ 662,665
71-09-22-454-015.000-022	7122095-022	22d	0.06	510	6/17/2022	$ 197,000	$ 232,441	0.00	0.06	$ 750,016	26	$ 662,665
71-09-22-379-010.000-022	7122095-022	22d	0.09	510	6/7/2022	$ 191,000	$ 225,362	0.00	0.09	$ 479,335	26	$ 662,665
71-09-22-456-007.000-022	7122095-022	22d	0.06	510	5/31/2022	$ 179,900	$ 213,726	0.00	0.06	$ 689,627	26	$ 662,665
71-09-22-454-018.000-022	7122095-022	22d	0.06	510	5/16/2022	$ 230,000	$ 267,982	0.00	0.06	$ 864,696	26	$ 662,665
71-09-22-456-006.000-022	7122095-022	22d	0.06	510	9/30/2021	$ 184,918	$ 232,275	0.00	0.06	$ 843,163	26	$ 662,665
71-09-22-455-003.000-022	7122095-022	22d	0.10	510	8/9/2021	$ 183,000	$ 231,489	0.00	0.10	$ 461,708	26	$ 662,665
71-09-22-456-005.000-022	7122095-022	22d	0.06	510	8/6/2021	$ 163,500	$ 206,822	0.00	0.06	$ 667,351	26	$ 662,665
71-09-22-454-006.000-022	7122095-022	22d	0.06	510	5/18/2021	$ 155,000	$ 200,264	0.00	0.06	$ 726,962	26	$ 662,665
71-09-22-378-011.000-022	7122095-022	22d	0.05	510	7/6/2020	$ 175,000	$ 242,633	0.00	0.05	$ 932,022	26	$ 662,665
71-09-22-380-014.000-022	7122095-022	22d	0.10	510	10/31/2019	$ 166,000	$ 244,979	0.00	0.10	$ 513,045	26	$ 662,665
71-09-22-380-001.000-022	7122095-022	22d	0.08	510	7/29/2019	$ 170,800	$ 257,241	0.00	0.08	$ 636,672	26	$ 662,665

State Parcel Number	Neighborhood Code	Market Area	Acres	Property Class	Sale Date	Adj Sale Price	Time Adjusted Sale Price (TASP)	Res Excess Acres	Res Homesite/ Frontage Acres	TASP/Acre	NBHD Sale Count	Median TASP/Acre
71-09-15-351-002.000-023	7123006-023	23k	3.40	481	5/16/2022	$ 3,250,000	$ 3,706,430	0.00	0.00	$ 218,025	1	$ 218,025

State Parcel Number	Neighborhood Code	Market Area	Acres	Property Class	Sale Date	Adj Sale Price	Time Adjusted Sale Price (TASP)	Res Excess Acres	Res Homesite/ Frontage Acres	TASP/Acre	NBHD Sale Count	Median TASP/Acre
71-09-14-377-011.000-023	7123008-023	23k	1.77	499	4/3/2023	$ 150,000	$ 165,628	0.00	0.00	$ 18,715	1	$ 18,715

State Parcel Number	Neighborhood Code	Market Area	Acres	Property Class	Sale Date	Adj Sale Price	Time Adjusted Sale Price (TASP)	Res Excess Acres	Res Homesite/ Frontage Acres	TASP/Acre	NBHD Sale Count	Median TASP/Acre
71-09-14-156-008.000-023	7123010-023	23c	0.15	510	3/22/2024	$ 45,000	$ 45,441	0.00	0.15	$ 58,946	3	$ 116,586
71-09-14-154-025.000-023	7123010-023	23c	0.13	510	9/2/2022	$ 92,500	$ 103,847	0.00	0.13	$ 153,864	3	$ 116,586
71-09-14-179-012.000-023	7123010-023	23c	0.13	510	6/22/2021	$ 65,000	$ 74,191	0.00	0.13	$ 116,586	3	$ 116,586

State Parcel Number	Neighborhood Code	Market Area	Acres	Property Class	Sale Date	Adj Sale Price	Time Adjusted Sale Price (TASP)	Res Excess Acres	Res Homesite/ Frontage Acres	TASP/Acre	NBHD Sale Count	Median TASP/Acre
71-09-10-129-003.000-023	7123012-023	23k	0.62	350	10/29/2020	$ 125,000	$ 164,142	0.00	0.00	$ 52,768	1	$ 52,768

State Parcel Number	Neighborhood Code	Market Area	Acres	Property Class	Sale Date	Adj Sale Price	Time Adjusted Sale Price (TASP)	Res Excess Acres	Res Homesite/ Frontage Acres	TASP/Acre	NBHD Sale Count	Median TASP/Acre
71-09-16-355-001.000-023	7123013-023	23k	6.85	340	6/26/2024	$ 4,214,800	$ 4,279,451	0.00	0.00	$ 124,947	13	$ 98,757
71-09-15-428-001.000-023	7123013-023	23k	0.23	370	10/31/2023	$ 250,000	$ 263,983	0.00	0.00	$ 233,722	13	$ 98,757
71-09-17-428-003.000-023	7123013-023	23k	0.58	340	10/27/2023	$ 200,000	$ 212,885	0.00	0.00	$ 74,038	13	$ 98,757
71-09-16-351-002.000-023	7123013-023	23k	0.95	340	11/28/2022	$ 425,000	$ 469,910	0.00	0.00	$ 98,757	13	$ 98,757
71-09-09-404-001.000-023	7123013-023	23k	0.36	467	9/30/2022	$ 550,000	$ 614,378	0.00	0.00	$ 338,335	13	$ 98,757
71-09-10-128-009.000-023	7123013-023	23k	0.97	350	12/31/2021	$ 175,000	$ 215,241	0.00	0.00	$ 44,330	13	$ 98,757
71-09-10-403-003.000-023	7123013-023	23k	3.95	340	12/30/2021	$ 400,000	$ 468,243	0.00	0.00	$ 23,709	13	$ 98,757
71-09-15-431-005.000-023	7123013-023	23k	0.73	350	11/16/2021	$ 275,000	$ 332,851	0.00	0.00	$ 90,675	13	$ 98,757
71-09-17-408-006.000-023	7123013-023	23k	0.25	454	7/30/2021	$ 160,000	$ 203,826	0.00	0.00	$ 164,420	13	$ 98,757
71-09-15-429-009.000-023	7123013-023	23k	0.44	350	2/10/2021	$ 226,450	$ 290,611	0.00	0.00	$ 130,667	13	$ 98,757
71-09-16-339-010.000-023	7123013-023	23k	0.23	430	12/27/2019	$ 103,500	$ 146,122	0.00	0.00	$ 126,511	13	$ 98,757
71-09-10-176-002.000-023	7123013-023	23k	1.24	340	7/25/2019	$ 405,000	$ 545,509	0.00	0.00	$ 88,148	13	$ 98,757
71-09-10-426-001.000-023	7123013-023	23k	1.99	350	2/25/2019	$ 85,000	$ 111,245	0.00	0.00	$ 11,171	13	$ 98,757

State Parcel Number	Neighborhood Code	Market Area	Acres	Property Class	Sale Date	Adj Sale Price	Time Adjusted Sale Price (TASP)	Res Excess Acres	Res Homesite/ Frontage Acres	TASP/Acre	NBHD Sale Count	Median TASP/Acre
71-09-10-326-005.000-023	7123014-023	23k	2.33	340	10/1/2024	$ 250,000	$ 251,192	0.00	0.00	$ 21,562	1	$ 21,562

State Parcel Number	Neighborhood Code	Market Area	Acres	Property Class	Sale Date	Adj Sale Price	Time Adjusted Sale Price (TASP)	Res Excess Acres	Res Homesite/ Frontage Acres	TASP/Acre	NBHD Sale Count	Median TASP/Acre
71-09-17-483-024.000-023	7123015-023	23k	0.11	399	7/1/2024	$ 150,000	$ 152,470	0.00	0.00	$ 288,767	2	$ 242,714
71-09-17-307-004.000-023	7123015-023	23k	0.14	499	11/20/2019	$ 100,000	$ 142,214	0.00	0.00	$ 196,662	2	$ 242,714

State Parcel Number	Neighborhood Code	Market Area	Acres	Property Class	Sale Date	Adj Sale Price	Time Adjusted Sale Price (TASP)	Res Excess Acres	Res Homesite/ Frontage Acres	TASP/Acre	NBHD Sale Count	Median TASP/Acre
71-09-04-376-008.000-023	7123023-023	23k	3.64	425	8/19/2024	$ 1,500,000	$ 1,513,526	0.00	0.00	$ 83,161	1	$ 83,161

State Parcel Number	Neighborhood Code	Market Area	Acres	Property Class	Sale Date	Adj Sale Price	Time Adjusted Sale Price (TASP)	Res Excess Acres	Res Homesite/ Frontage Acres	TASP/Acre	NBHD Sale Count	Median TASP/Acre
71-09-09-201-002.000-023	7123027-023	23k	0.23	452	10/16/2024	$ 200,000	$ 201,062	0.00	0.00	$ 174,294	4	$ 208,103
71-09-09-201-005.000-023	7123027-023	23k	1.25	430	8/9/2021	$ 408,000	$ 487,670	0.00	0.00	$ 78,027	4	$ 208,103
71-09-09-101-001.000-023	7123027-023	23k	0.69	452	8/6/2021	$ 812,500	$ 971,157	0.00	0.00	$ 282,024	4	$ 208,103
71-09-09-128-004.000-023	7123027-023	23k	0.32	429	10/10/2019	$ 275,000	$ 391,857	0.00	0.00	$ 241,912	4	$ 208,103

State Parcel Number	Neighborhood Code	Market Area	Acres	Property Class	Sale Date	Adj Sale Price	Time Adjusted Sale Price (TASP)	Res Excess Acres	Res Homesite/ Frontage Acres	TASP/Acre	NBHD Sale Count	Median TASP/Acre
71-04-34-452-029.000-022	7123028-022	22f	5.10	510	7/26/2022	$ 240,000	$ 276,179	0.00	0.00	$ 10,822	1	$ 10,822

State Parcel Number	Neighborhood Code	Market Area	Acres	Property Class	Sale Date	Adj Sale Price	Time Adjusted Sale Price (TASP)	Res Excess Acres	Res Homesite/ Frontage Acres	TASP/Acre	NBHD Sale Count	Median TASP/Acre
71-09-09-485-006.000-023	7123029-023	23k	0.67	444	11/22/2024	$ 437,500	$ 438,247	0.00	0.00	$ 130,611	21	$ 209,781
71-09-09-463-008.000-023	7123029-023	23k	0.23	510	6/7/2024	$ 875,000	$ 888,422	0.00	0.23	$ 786,099	21	$ 209,781
71-09-16-402-013.000-023	7123029-023	23k	0.25	480	4/19/2024	$ 110,000	$ 111,891	0.00	0.00	$ 89,513	21	$ 209,781
71-09-16-264-006.000-023	7123029-023	23k	0.30	530	8/24/2023	$ 600,000	$ 634,751	0.00	0.00	$ 423,621	21	$ 209,781
71-09-09-463-026.000-023	7123029-023	23k	0.07	510	6/30/2023	$ 367,000	$ 391,938	0.00	0.07	$ 1,152,013	21	$ 209,781
71-09-16-430-004.000-023	7123029-023	23k	0.07	480	5/4/2023	$ 75,000	$ 77,849	0.00	0.00	$ 209,781	21	$ 209,781
71-09-09-463-024.000-023	7123029-023	23k	0.07	510	9/23/2022	$ 535,000	$ 597,623	0.00	0.07	$ 1,756,577	21	$ 209,781
71-09-09-462-014.000-023	7123029-023	23k	1.61	402	9/9/2022	$ 19,150,000	$ 21,391,537	0.00	0.00	$ 2,651,119	21	$ 209,781
71-09-16-405-006.000-023	7123029-023	23k	0.81	350	1/27/2022	$ 275,000	$ 328,615	0.00	0.00	$ 81,140	21	$ 209,781
71-09-16-405-013.000-023	7123029-023	23k	0.30	420	12/12/2021	$ 220,000	$ 264,578	0.00	0.00	$ 176,385	21	$ 209,781
71-09-15-154-004.000-023	7123029-023	23k	0.18	530	10/13/2021	$ 280,000	$ 341,091	0.00	0.00	$ 375,201	21	$ 209,781
71-09-13-276-002.000-023	7123029-023	23k	0.42	442	8/26/2021	$ 160,000	$ 202,395	0.00	0.00	$ 95,829	21	$ 209,781
71-09-09-463-023.000-023	7123029-023	23k	0.07	510	6/9/2021	$ 326,240	$ 394,005	0.00	0.07	$ 1,204,412	21	$ 209,781
71-09-17-330-003.000-023	7123029-023	23k	0.31	430	1/12/2021	$ 110,000	$ 141,379	0.00	0.00	$ 92,414	21	$ 209,781
71-09-09-459-014.000-023	7123029-023	23k	0.13	420	10/15/2020	$ 327,000	$ 411,270	0.00	0.00	$ 623,996	21	$ 209,781
71-09-14-205-014.000-023	7123029-023	23k	0.24	430	7/31/2020	$ 85,000	$ 102,284	0.00	0.00	$ 83,750	21	$ 209,781
71-09-16-436-018.000-023	7123029-023	23k	0.11	530	3/6/2020	$ 63,600	$ 78,055	0.00	0.11	$ 138,723	21	$ 209,781
71-09-17-305-009.000-023	7123029-023	23k	0.50	400	12/23/2019	$ 32,000	$ 39,860	0.00	0.00	$ 15,836	21	$ 209,781
71-09-09-463-027.000-023	7123029-023	23k	0.07	510	8/1/2019	$ 290,000	$ 418,586	0.00	0.07	$ 1,230,339	21	$ 209,781
71-09-09-463-028.000-023	7123029-023	23k	0.07	510	4/12/2019	$ 295,000	$ 436,784	0.00	0.07	$ 1,335,181	21	$ 209,781
71-10-18-178-002.000-023	7123029-023	23k	0.33	480	2/15/2019	$ 109,500	$ 166,276	0.00	0.00	$ 100,597	21	$ 209,781

State Parcel Number	Neighborhood Code	Market Area	Acres	Property Class	Sale Date	Adj Sale Price	Time Adjusted Sale Price (TASP)	Res Excess Acres	Res Homesite/ Frontage Acres	TASP/Acre	NBHD Sale Count	Median TASP/Acre
71-09-16-276-002.000-023	7123030-023	23k	0.07	420	11/14/2024	$ 100,000	$ 100,050	0.00	0.00	$ 275,138	32	$ 274,439
71-09-17-312-012.000-023	7123030-023	23k	0.11	420	10/9/2024	$ 142,000	$ 142,225	0.00	0.00	$ 269,362	32	$ 274,439
71-09-16-279-016.000-023	7123030-023	23k	0.09	420	9/6/2024	$ 650,000	$ 654,068	0.00	0.00	$ 1,377,724	32	$ 274,439
71-09-16-352-001.000-023	7123030-023	23k	0.36	420	8/22/2024	$ 230,000	$ 232,512	0.00	0.00	$ 128,514	32	$ 274,439
71-10-18-105-031.000-023	7123030-023	23k	0.18	420	7/18/2024	$ 175,000	$ 177,882	0.00	0.00	$ 194,199	32	$ 274,439
71-09-10-205-002.000-023	7123030-023	23k	0.20	420	7/8/2024	$ 140,000	$ 141,078	0.00	0.00	$ 143,582	32	$ 274,439
71-09-16-484-015.000-023	7123030-023	23k	0.71	425	4/25/2024	$ 450,000	$ 460,154	0.00	0.00	$ 129,063	32	$ 274,439
71-09-16-291-005.000-023	7123030-023	23k	0.14	420	1/5/2024	$ 195,000	$ 204,085	0.00	0.00	$ 296,035	32	$ 274,439
71-09-21-202-015.000-023	7123030-023	23k	0.17	429	12/7/2023	$ 110,000	$ 113,716	0.00	0.00	$ 132,411	32	$ 274,439
71-09-16-230-008.000-023	7123030-023	23k	0.04	430	11/9/2023	$ 220,000	$ 231,134	0.00	0.00	$ 1,144,114	32	$ 274,439
71-09-16-257-015.000-023	7123030-023	23k	0.07	420	9/15/2023	$ 100,000	$ 104,858	0.00	0.00	$ 310,721	32	$ 274,439
71-09-15-235-016.000-023	7123030-023	23k	0.35	510	6/12/2023	$ 260,000	$ 280,448	0.00	0.35	$ 159,067	32	$ 274,439
71-09-16-279-008.000-023	7123030-023	23k	0.04	420	6/9/2023	$ 250,000	$ 269,662	0.00	0.00	$ 1,460,989	32	$ 274,439
71-09-16-276-001.000-023	7123030-023	23k	0.13	420	2/24/2023	$ 625,000	$ 680,665	0.00	0.00	$ 1,069,614	32	$ 274,439
71-09-16-276-003.000-023	7123030-023	23k	0.10	429	1/25/2023	$ 175,000	$ 197,012	0.00	0.00	$ 394,023	32	$ 274,439
71-09-16-335-011.000-023	7123030-023	23k	0.12	420	10/7/2022	$ 142,500	$ 158,991	0.00	0.00	$ 273,740	32	$ 274,439
71-09-10-401-025.000-023	7123030-023	23k	1.47	400	9/19/2022	$ 70,000	$ 74,830	0.00	0.00	$ 10,174	32	$ 274,439
71-09-14-181-004.000-023	7123030-023	23k	0.05	420	9/7/2022	$ 200,000	$ 231,222	0.00	0.00	$ 847,105	32	$ 274,439
71-09-17-376-001.000-023	7123030-023	23k	0.11	420	7/14/2022	$ 120,000	$ 136,433	0.00	0.00	$ 246,087	32	$ 274,439
71-09-16-230-007.000-023	7123030-023	23k	0.04	420	5/27/2022	$ 200,000	$ 237,605	0.00	0.00	$ 1,176,146	32	$ 274,439
71-10-18-177-004.000-023	7123030-023	23k	0.23	420	1/25/2022	$ 117,500	$ 138,950	0.00	0.00	$ 120,093	32	$ 274,439
71-09-16-276-011.000-023	7123030-023	23k	0.10	420	9/16/2021	$ 210,000	$ 257,476	0.00	0.00	$ 535,227	32	$ 274,439
71-09-16-427-002.000-023	7123030-023	23k	0.23	420	8/18/2021	$ 471,181	$ 563,188	0.00	0.00	$ 500,612	32	$ 274,439
71-09-10-310-001.000-023	7123030-023	23k	0.20	429	2/16/2021	$ 124,500	$ 158,882	0.00	0.00	$ 158,882	32	$ 274,439
71-09-16-410-001.000-023	7123030-023	23k	0.09	499	12/11/2020	$ 150,000	$ 200,774	0.00	0.00	$ 434,571	32	$ 274,439
71-09-13-178-001.000-023	7123030-023	23k	0.25	429	12/1/2020	$ 80,000	$ 93,954	0.00	0.00	$ 75,824	32	$ 274,439
71-10-18-130-044.000-023	7123030-023	23k	0.58	429	7/10/2020	$ 480,000	$ 612,622	0.00	0.00	$ 211,809	32	$ 274,439
71-09-16-307-012.000-023	7123030-023	23k	0.15	419	6/15/2020	$ 215,750	$ 291,813	0.00	0.00	$ 385,193	32	$ 274,439
71-09-15-328-020.000-023	7123030-023	23k	0.23	429	6/21/2019	$ 60,000	$ 76,993	0.00	0.00	$ 67,137	32	$ 274,439
71-09-16-351-001.000-023	7123030-023	23k	0.51	429	5/24/2019	$ 310,000	$ 420,891	0.00	0.00	$ 165,171	32	$ 274,439
71-09-16-230-004.000-023	7123030-023	23k	0.35	430	4/9/2019	$ 522,000	$ 711,459	0.00	0.00	$ 411,897	32	$ 274,439
71-09-16-276-009.000-023	7123030-023	23k	0.10	420	2/1/2019	$ 448,000	$ 615,138	0.00	0.00	$ 1,205,916	32	$ 274,439

State Parcel Number	Neighborhood Code	Market Area	Acres	Property Class	Sale Date	Adj Sale Price	Time Adjusted Sale Price (TASP)	Res Excess Acres	Res Homesite/ Frontage Acres	TASP/Acre	NBHD Sale Count	Median TASP/Acre
71-09-15-152-005.000-023	7123031-023	23k	0.12	447	1/19/2024	$ 148,000	$ 154,895	0.00	0.00	$ 258,514	14	$ 293,017
71-09-14-128-022.000-023	7123031-023	23k	0.12	447	12/8/2023	$ 122,000	$ 126,122	0.00	0.00	$ 219,053	14	$ 293,017
71-09-16-276-005.000-023	7123031-023	23k	0.09	447	8/29/2023	$ 450,000	$ 476,064	0.00	0.00	$ 1,074,199	14	$ 293,017
71-09-15-301-002.000-023	7123031-023	23k	1.63	447	8/14/2023	$ 1,200,000	$ 1,269,503	0.00	0.00	$ 155,767	14	$ 293,017
71-09-16-280-014.000-023	7123031-023	23k	0.16	447	6/28/2023	$ 412,000	$ 439,996	0.00	0.00	$ 558,455	14	$ 293,017
71-09-10-201-003.000-023	7123031-023	23k	0.27	447	1/19/2023	$ 150,000	$ 168,867	0.00	0.00	$ 125,935	14	$ 293,017
71-09-14-153-001.000-023	7123031-023	23k	0.15	447	7/22/2022	$ 88,000	$ 94,835	0.00	0.00	$ 129,095	14	$ 293,017
71-09-09-485-001.000-023	7123031-023	23k	0.13	447	6/17/2022	$ 249,000	$ 288,317	0.00	0.00	$ 437,447	14	$ 293,017
71-09-16-279-001.000-023	7123031-023	23k	0.18	447	6/1/2022	$ 250,000	$ 289,475	0.00	0.00	$ 327,519	14	$ 293,017
71-09-15-152-003.000-023	7123031-023	23k	0.19	447	6/25/2021	$ 315,000	$ 380,431	0.00	0.00	$ 392,320	14	$ 293,017
71-09-14-428-002.000-023	7123031-023	23k	0.40	442	10/11/2019	$ 210,000	$ 299,236	0.00	0.00	$ 151,022	14	$ 293,017
71-09-15-152-002.000-023	7123031-023	23k	0.19	448	6/3/2019	$ 375,000	$ 507,140	0.00	0.00	$ 522,989	14	$ 293,017
71-09-17-328-002.000-023	7123031-023	23k	0.11	447	4/1/2019	$ 77,000	$ 99,788	0.00	0.00	$ 181,115	14	$ 293,017
71-09-16-276-012.000-023	7123031-023	23k	0.08	447	3/21/2019	$ 145,000	$ 224,270	0.00	0.00	$ 581,499	14	$ 293,017

State Parcel Number	Neighborhood Code	Market Area	Acres	Property Class	Sale Date	Adj Sale Price	Time Adjusted Sale Price (TASP)	Res Excess Acres	Res Homesite/ Frontage Acres	TASP/Acre	NBHD Sale Count	Median TASP/Acre
71-09-13-204-016.000-023	7123033-023	23k	1.06	400	9/30/2024	$ 29,700	$ 29,731	0.00	0.00	$ 28,001	5	$ 105,943
71-09-14-478-003.000-023	7123033-023	23k	1.07	439	2/16/2024	$ 550,000	$ 566,797	0.00	0.00	$ 105,943	5	$ 105,943
71-09-10-201-010.000-023	7123033-023	23k	2.54	399	8/15/2023	$ 128,900	$ 135,846	0.00	0.00	$ 10,697	5	$ 105,943
71-09-10-327-002.000-023	7123033-023	23k	0.27	454	3/18/2021	$ 250,000	$ 318,738	0.00	0.00	$ 232,664	5	$ 105,943
71-09-17-304-006.000-023	7123033-023	23k	0.14	430	1/16/2019	$ 74,399	$ 97,849	0.00	0.00	$ 139,520	5	$ 105,943

State Parcel Number	Neighborhood Code	Market Area	Acres	Property Class	Sale Date	Adj Sale Price	Time Adjusted Sale Price (TASP)	Res Excess Acres	Res Homesite/ Frontage Acres	TASP/Acre	NBHD Sale Count	Median TASP/Acre
71-09-17-401-001.000-023	7123034-022	22k	0.51	454	11/5/2019	$ 500,000	$ 662,170	0.00	0.00	$ 261,269	1	$ 261,269

State Parcel Number	Neighborhood Code	Market Area	Acres	Property Class	Sale Date	Adj Sale Price	Time Adjusted Sale Price (TASP)	Res Excess Acres	Res Homesite/ Frontage Acres	TASP/Acre	NBHD Sale Count	Median TASP/Acre
71-09-13-228-023.000-023	7123034-023	23k	0.35	499	11/7/2024	$ 220,000	$ 220,482	0.00	0.00	$ 124,407	21	$ 208,150
71-09-10-327-010.000-023	7123034-023	23k	0.88	452	7/19/2024	$ 200,000	$ 203,294	0.00	0.00	$ 46,098	21	$ 208,150
71-09-17-431-018.000-023	7123034-023	23k	0.22	499	6/17/2024	$ 350,000	$ 355,369	0.00	0.00	$ 325,481	21	$ 208,150
71-09-13-228-018.000-023	7123034-023	23k	0.14	510	5/23/2024	$ 269,000	$ 274,984	0.00	0.14	$ 396,634	21	$ 208,150
71-09-10-364-008.000-023	7123034-023	23k	0.11	452	4/8/2024	$ 85,000	$ 85,666	0.00	0.00	$ 152,434	21	$ 208,150
71-09-16-312-003.000-023	7123034-023	23k	0.10	455	2/21/2024	$ 150,000	$ 156,151	0.00	0.00	$ 311,445	21	$ 208,150
71-09-17-479-022.000-023	7123034-023	23k	0.21	455	10/18/2023	$ 65,000	$ 66,440	0.00	0.00	$ 64,529	21	$ 208,150
71-09-17-402-004.000-023	7123034-023	23k	0.38	455	10/11/2023	$ 90,000	$ 91,994	0.00	0.00	$ 47,876	21	$ 208,150
71-09-03-452-013.000-023	7123034-023	23k	0.34	454	10/2/2023	$ 149,900	$ 159,558	0.00	0.00	$ 94,114	21	$ 208,150
71-09-15-276-003.000-023	7123034-023	23k	0.15	452	4/26/2023	$ 142,000	$ 152,911	0.00	0.00	$ 208,150	21	$ 208,150
71-09-09-456-015.000-023	7123034-023	23k	0.13	530	7/11/2022	$ 245,000	$ 281,933	0.00	0.13	$ 427,761	21	$ 208,150
71-09-17-479-004.000-023	7123034-023	23k	0.95	429	7/7/2022	$ 725,000	$ 818,271	0.00	0.00	$ 172,878	21	$ 208,150
71-09-09-227-003.000-023	7123034-023	23k	0.23	431	6/30/2022	$ 270,000	$ 312,633	0.00	0.00	$ 270,204	21	$ 208,150
71-09-16-259-003.000-023	7123034-023	23k	0.47	441	6/6/2022	$ 525,000	$ 595,624	0.00	0.00	$ 254,391	21	$ 208,150
71-09-16-279-011.000-023	7123034-023	23k	0.22	499	6/1/2022	$ 350,000	$ 397,083	0.00	0.00	$ 354,156	21	$ 208,150
71-09-16-312-018.000-023	7123034-023	23k	0.21	455	10/26/2021	$ 175,000	$ 218,278	0.00	0.00	$ 204,918	21	$ 208,150
71-09-16-312-020.000-023	7123034-023	23k	0.11	455	10/8/2021	$ 147,300	$ 183,727	0.00	0.00	$ 344,963	21	$ 208,150
71-09-10-327-003.000-023	7123034-023	23k	0.50	455	6/30/2021	$ 200,000	$ 256,586	0.00	0.00	$ 103,013	21	$ 208,150
71-09-16-286-002.000-023	7123034-023	23k	0.09	499	6/22/2020	$ 125,000	$ 168,946	0.00	0.00	$ 370,000	21	$ 208,150
71-09-09-161-009.000-023	7123034-023	23k	0.13	429	7/31/2019	$ 408,000	$ 549,550	0.00	0.00	$ 844,389	21	$ 208,150
71-09-09-187-005.000-023	7123034-023	23k	0.29	402	6/27/2019	$ 172,159	$ 261,033	0.00	0.00	$ 179,206	21	$ 208,150

State Parcel Number	Neighborhood Code	Market Area	Acres	Property Class	Sale Date	Adj Sale Price	Time Adjusted Sale Price (TASP)	Res Excess Acres	Res Homesite/ Frontage Acres	TASP/Acre	NBHD Sale Count	Median TASP/Acre
71-09-17-409-006.000-023	7123039-023	23k	0.12	447	7/12/2024	$ 105,000	$ 105,808	0.00	0.00	$ 174,187	1	$ 174,187

State Parcel Number	Neighborhood Code	Market Area	Acres	Property Class	Sale Date	Adj Sale Price	Time Adjusted Sale Price (TASP)	Res Excess Acres	Res Homesite/ Frontage Acres	TASP/Acre	NBHD Sale Count	Median TASP/Acre
71-09-16-127-001.000-023	7123043-023	23c	0.85	510	9/7/2023	$ 259,900	$ 275,860	0.00	0.00	$ 65,115	1	$ 65,115

State Parcel Number	Neighborhood Code	Market Area	Acres	Property Class	Sale Date	Adj Sale Price	Time Adjusted Sale Price (TASP)	Res Excess Acres	Res Homesite/ Frontage Acres	TASP/Acre	NBHD Sale Count	Median TASP/Acre
71-09-09-478-006.000-023	7123045-023	23c	0.19	520	12/16/2024	$ 230,000	$ 230,000	0.00	0.19	$ 240,952	89	$ 313,586
71-09-09-457-002.000-023	7123045-023	23c	0.09	510	12/13/2024	$ 165,000	$ 165,000	0.00	0.09	$ 375,516	89	$ 313,586
71-09-09-481-004.000-023	7123045-023	23c	0.07	510	12/12/2024	$ 177,500	$ 177,500	0.00	0.07	$ 533,233	89	$ 313,586
71-09-09-403-011.000-023	7123045-023	23c	0.08	510	12/10/2024	$ 114,000	$ 114,000	0.00	0.08	$ 275,879	89	$ 313,586
71-09-09-457-016.000-023	7123045-023	23c	0.08	510	12/10/2024	$ 50,000	$ 50,000	0.00	0.08	$ 120,000	89	$ 313,586
71-09-09-456-006.000-023	7123045-023	23c	0.09	510	12/6/2024	$ 110,000	$ 110,000	0.00	0.09	$ 236,039	89	$ 313,586
71-09-09-437-007.000-023	7123045-023	23c	0.11	510	12/2/2024	$ 183,000	$ 183,000	0.00	0.11	$ 343,597	89	$ 313,586
71-09-09-457-015.000-023	7123045-023	23c	0.09	510	11/8/2024	$ 189,892	$ 190,348	0.00	0.09	$ 411,903	89	$ 313,586
71-09-09-427-017.000-023	7123045-023	23c	0.11	510	8/30/2024	$ 118,000	$ 118,617	0.00	0.11	$ 210,039	89	$ 313,586
71-09-09-402-010.000-023	7123045-023	23c	0.09	510	8/5/2024	$ 80,000	$ 80,156	0.00	0.09	$ 182,998	89	$ 313,586
71-09-09-480-004.000-023	7123045-023	23c	0.06	510	7/24/2024	$ 169,900	$ 172,698	0.00	0.06	$ 576,458	89	$ 313,586
71-09-09-438-007.000-023	7123045-023	23c	0.11	510	7/23/2024	$ 218,900	$ 222,061	0.00	0.11	$ 393,209	89	$ 313,586
71-09-09-437-001.000-023	7123045-023	23c	0.06	510	7/18/2024	$ 139,000	$ 140,070	0.00	0.06	$ 474,082	89	$ 313,586
71-09-09-487-007.000-023	7123045-023	23c	0.17	510	7/17/2024	$ 174,000	$ 176,866	0.00	0.17	$ 207,550	89	$ 313,586
71-09-09-407-013.000-023	7123045-023	23c	0.09	510	7/1/2024	$ 165,000	$ 167,717	0.00	0.09	$ 363,021	89	$ 313,586
71-09-09-427-018.000-023	7123045-023	23c	0.23	510	6/26/2024	$ 165,000	$ 168,442	0.00	0.23	$ 149,133	89	$ 313,586
71-09-09-426-008.000-023	7123045-023	23c	0.22	510	6/21/2024	$ 299,900	$ 305,365	0.00	0.00	$ 273,698	89	$ 313,586
71-09-09-458-016.000-023	7123045-023	23c	0.09	520	6/17/2024	$ 148,000	$ 151,087	0.00	0.09	$ 343,853	89	$ 313,586
71-09-09-430-010.000-023	7123045-023	23c	0.11	510	5/23/2024	$ 165,000	$ 169,213	0.00	0.11	$ 314,996	89	$ 313,586
71-09-09-437-008.000-023	7123045-023	23c	0.11	510	5/17/2024	$ 147,000	$ 150,753	0.00	0.11	$ 283,051	89	$ 313,586
71-09-09-452-003.000-023	7123045-023	23c	0.11	599	5/17/2024	$ 45,000	$ 45,272	0.00	0.11	$ 82,999	89	$ 313,586
71-09-09-403-003.000-023	7123045-023	23c	0.09	510	4/25/2024	$ 145,000	$ 149,417	0.00	0.09	$ 341,123	89	$ 313,586
71-09-09-452-008.000-023	7123045-023	23c	0.10	510	4/19/2024	$ 110,000	$ 111,891	0.00	0.10	$ 223,782	89	$ 313,586
71-09-09-486-006.000-023	7123045-023	23c	0.17	510	4/5/2024	$ 160,000	$ 164,874	0.00	0.17	$ 199,719	89	$ 313,586
71-09-09-402-012.000-023	7123045-023	23c	0.09	510	4/3/2024	$ 225,000	$ 230,961	0.00	0.09	$ 506,199	89	$ 313,586
71-09-09-455-014.000-023	7123045-023	23c	0.13	530	3/18/2024	$ 165,000	$ 170,878	0.00	0.13	$ 256,670	89	$ 313,586
71-09-09-455-015.000-023	7123045-023	23c	0.13	510	2/22/2024	$ 229,900	$ 238,084	0.00	0.13	$ 357,618	89	$ 313,586
71-09-09-479-003.000-023	7123045-023	23c	0.04	510	2/15/2024	$ 150,000	$ 156,151	0.00	0.04	$ 710,762	89	$ 313,586
71-09-09-486-008.000-023	7123045-023	23c	0.09	520	2/1/2024	$ 148,553	$ 154,645	0.00	0.09	$ 351,949	89	$ 313,586
71-09-09-435-005.000-023	7123045-023	23c	0.12	510	1/31/2024	$ 88,500	$ 89,763	0.00	0.12	$ 154,886	89	$ 313,586
71-09-09-408-008.000-023	7123045-023	23c	0.12	510	1/19/2024	$ 161,500	$ 169,024	0.00	0.12	$ 283,018	89	$ 313,586
71-09-09-436-015.000-023	7123045-023	23c	0.09	510	12/26/2023	$ 142,750	$ 147,573	0.00	0.09	$ 329,654	89	$ 313,586
71-09-09-454-009.000-023	7123045-023	23c	0.05	510	12/15/2023	$ 69,900	$ 71,071	0.00	0.05	$ 291,513	89	$ 313,586
71-09-09-486-014.000-023	7123045-023	23c	0.19	520	12/11/2023	$ 135,000	$ 139,561	0.00	0.19	$ 145,576	89	$ 313,586
71-09-09-404-004.000-023	7123045-023	23c	0.10	510	10/25/2023	$ 95,000	$ 99,128	0.00	0.10	$ 191,062	89	$ 313,586
71-09-09-479-011.000-023	7123045-023	23c	0.13	530	10/16/2023	$ 158,000	$ 168,179	0.00	0.13	$ 255,169	89	$ 313,586
71-09-09-436-016.000-023	7123045-023	23c	0.14	510	9/25/2023	$ 203,000	$ 217,352	0.00	0.14	$ 315,595	89	$ 313,586
71-09-16-203-006.000-023	7123045-023	23c	0.34	530	8/22/2023	$ 253,000	$ 269,956	0.00	0.34	$ 160,154	89	$ 313,586
71-09-09-481-010.000-023	7123045-023	23c	0.10	510	7/10/2023	$ 125,000	$ 132,422	0.00	0.10	$ 255,009	89	$ 313,586
71-09-09-457-003.000-023	7123045-023	23c	0.11	510	7/6/2023	$ 176,000	$ 190,729	0.00	0.11	$ 358,110	89	$ 313,586
71-09-09-487-005.000-023	7123045-023	23c	0.07	510	6/28/2023	$ 126,003	$ 134,198	0.00	0.07	$ 391,276	89	$ 313,586
71-09-09-477-013.000-023	7123045-023	23c	0.08	510	6/21/2023	$ 188,000	$ 204,994	0.00	0.08	$ 501,097	89	$ 313,586
71-09-09-477-015.000-023	7123045-023	23c	0.10	510	6/19/2023	$ 182,600	$ 199,106	0.00	0.10	$ 398,211	89	$ 313,586
71-09-09-451-005.000-023	7123045-023	23c	0.30	510	6/7/2023	$ 168,400	$ 183,622	0.00	0.30	$ 122,415	89	$ 313,586
71-09-09-451-015.000-023	7123045-023	23c	0.10	520	5/28/2023	$ 99,000	$ 106,015	0.00	0.10	$ 212,030	89	$ 313,586
71-09-09-408-004.000-023	7123045-023	23c	0.12	510	5/22/2023	$ 157,100	$ 172,374	0.00	0.12	$ 288,628	89	$ 313,586
71-09-09-460-012.000-023	7123045-023	23c	0.09	510	3/8/2023	$ 135,000	$ 146,201	0.00	0.09	$ 332,732	89	$ 313,586
71-09-09-454-014.000-023	7123045-023	23c	0.13	510	12/6/2022	$ 160,000	$ 181,313	0.00	0.13	$ 272,344	89	$ 313,586
71-09-09-455-018.000-023	7123045-023	23c	0.13	510	10/28/2022	$ 175,000	$ 200,965	0.00	0.13	$ 301,862	89	$ 313,586
71-09-09-483-007.000-023	7123045-023	23c	0.13	510	9/30/2022	$ 125,000	$ 140,334	0.00	0.13	$ 210,791	89	$ 313,586
71-09-09-479-015.000-023	7123045-023	23c	0.16	510	9/14/2022	$ 138,500	$ 155,490	0.00	0.16	$ 197,929	89	$ 313,586
71-09-09-407-005.000-023	7123045-023	23c	0.05	510	8/10/2022	$ 147,000	$ 171,100	0.00	0.05	$ 636,200	89	$ 313,586
71-09-09-454-001.000-023	7123045-023	23c	0.18	510	7/1/2022	$ 110,500	$ 125,632	0.00	0.18	$ 142,960	89	$ 313,586
71-09-09-408-018.000-023	7123045-023	23c	0.12	510	6/30/2022	$ 221,000	$ 255,896	0.00	0.12	$ 432,048	89	$ 313,586
71-09-09-453-005.000-023	7123045-023	23c	0.20	510	6/23/2022	$ 140,000	$ 160,196	0.00	0.20	$ 160,196	89	$ 313,586
71-09-09-481-012.000-023	7123045-023	23c	0.08	510	6/3/2022	$ 141,000	$ 161,340	0.00	0.08	$ 401,598	89	$ 313,586
71-09-09-403-004.000-023	7123045-023	23c	0.09	510	4/26/2022	$ 105,000	$ 121,720	0.00	0.09	$ 277,890	89	$ 313,586
71-09-09-434-011.000-023	7123045-023	23c	0.10	510	4/25/2022	$ 140,000	$ 162,293	0.00	0.10	$ 340,862	89	$ 313,586
71-09-09-455-016.000-023	7123045-023	23c	0.05	510	4/20/2022	$ 93,000	$ 107,809	0.00	0.05	$ 418,554	89	$ 313,586
71-09-09-480-009.000-023	7123045-023	23c	0.09	510	3/14/2022	$ 167,000	$ 201,157	0.00	0.09	$ 457,805	89	$ 313,586

State Parcel Number	Neighborhood Code	Market Area	Acres	Property Class	Sale Date	Adj Sale Price	Time Adjusted Sale Price (TASP)	Res Excess Acres	Res Homesite/ Frontage Acres	TASP/Acre	NBHD Sale Count	Median TASP/Acre
71-09-09-437-006.000-023	7123045-023	23c	0.11	510	2/7/2022	$ 148,000	$ 179,512	0.00	0.11	$ 337,049	89	$ 313,586
71-09-09-427-015.000-023	7123045-023	23c	0.11	510	11/24/2021	$ 142,527	$ 170,840	0.00	0.11	$ 302,511	89	$ 313,586
71-09-09-437-015.000-023	7123045-023	23c	0.09	510	11/11/2021	$ 155,000	$ 191,981	0.00	0.09	$ 418,135	89	$ 313,586
71-09-09-455-012.000-023	7123045-023	23c	0.09	510	10/6/2021	$ 190,000	$ 236,987	0.00	0.09	$ 508,529	89	$ 313,586
71-09-09-452-004.000-023	7123045-023	23c	0.10	510	9/10/2021	$ 112,000	$ 136,099	0.00	0.10	$ 272,197	89	$ 313,586
71-09-09-484-008.000-023	7123045-023	23c	0.13	510	9/3/2021	$ 187,500	$ 235,518	0.00	0.13	$ 353,763	89	$ 313,586
71-09-09-477-008.000-023	7123045-023	23c	0.10	510	8/25/2021	$ 148,000	$ 187,215	0.00	0.10	$ 374,430	89	$ 313,586
71-09-09-453-013.000-023	7123045-023	23c	0.10	510	8/12/2021	$ 175,000	$ 221,369	0.00	0.10	$ 442,738	89	$ 313,586
71-09-09-479-019.000-023	7123045-023	23c	0.09	510	7/30/2021	$ 95,000	$ 117,049	0.00	0.09	$ 266,387	89	$ 313,586
71-09-09-457-005.000-023	7123045-023	23c	0.08	510	7/26/2021	$ 100,000	$ 123,209	0.00	0.08	$ 319,084	89	$ 313,586
71-09-09-408-006.000-023	7123045-023	23c	0.12	510	7/13/2021	$ 170,000	$ 216,565	0.00	0.12	$ 362,622	89	$ 313,586
71-09-09-453-009.000-023	7123045-023	23c	0.05	510	7/9/2021	$ 130,000	$ 160,172	0.00	0.05	$ 640,689	89	$ 313,586
71-09-09-481-011.000-023	7123045-023	23c	0.13	510	6/28/2021	$ 122,000	$ 151,367	0.00	0.13	$ 227,363	89	$ 313,586
71-09-09-459-012.000-023	7123045-023	23c	0.16	510	6/7/2021	$ 210,000	$ 262,542	0.00	0.16	$ 334,395	89	$ 313,586
71-09-09-427-007.000-023	7123045-023	23c	0.11	510	5/4/2021	$ 154,000	$ 198,972	0.00	0.11	$ 352,324	89	$ 313,586
71-09-09-479-017.000-023	7123045-023	23c	0.09	510	4/28/2021	$ 139,900	$ 176,028	0.00	0.09	$ 403,993	89	$ 313,586
71-09-09-484-006.000-023	7123045-023	23c	0.18	510	4/1/2021	$ 134,600	$ 169,359	0.00	0.18	$ 192,718	89	$ 313,586
71-09-09-438-004.000-023	7123045-023	23c	0.09	510	3/18/2021	$ 114,000	$ 144,455	0.00	0.09	$ 317,802	89	$ 313,586
71-09-09-429-004.000-023	7123045-023	23c	0.19	510	2/19/2021	$ 145,000	$ 191,358	0.00	0.19	$ 201,414	89	$ 313,586
71-09-09-436-009.000-023	7123045-023	23c	0.13	510	1/28/2021	$ 123,000	$ 158,087	0.00	0.13	$ 237,457	89	$ 313,586
71-09-09-459-003.000-023	7123045-023	23c	0.18	510	10/7/2020	$ 203,000	$ 275,576	0.00	0.18	$ 313,586	89	$ 313,586
71-09-09-408-009.000-023	7123045-023	23c	0.12	510	8/14/2020	$ 101,000	$ 134,549	0.00	0.12	$ 225,293	89	$ 313,586
71-09-09-454-013.000-023	7123045-023	23c	0.11	510	8/3/2020	$ 106,000	$ 141,210	0.00	0.11	$ 246,636	89	$ 313,586
71-09-09-478-003.000-023	7123045-023	23c	0.10	510	6/12/2020	$ 125,000	$ 168,946	0.00	0.10	$ 337,892	89	$ 313,586
71-09-09-453-002.000-023	7123045-023	23c	0.10	510	4/9/2020	$ 134,000	$ 183,756	0.00	0.10	$ 367,511	89	$ 313,586
71-09-09-484-003.000-023	7123045-023	23c	0.13	510	11/8/2019	$ 120,000	$ 170,657	0.00	0.13	$ 256,337	89	$ 313,586
71-09-09-484-002.000-023	7123045-023	23c	0.11	510	5/28/2019	$ 95,000	$ 141,144	0.00	0.11	$ 265,010	89	$ 313,586
71-09-09-452-015.000-023	7123045-023	23c	0.10	510	5/22/2019	$ 86,900	$ 112,064	0.00	0.10	$ 224,128	89	$ 313,586
71-09-09-451-011.000-023	7123045-023	23c	0.10	510	4/26/2019	$ 113,000	$ 169,114	0.00	0.10	$ 338,228	89	$ 313,586

State Parcel Number	Neighborhood Code	Market Area	Acres	Property Class	Sale Date	Adj Sale Price	Time Adjusted Sale Price (TASP)	Res Excess Acres	Res Homesite/ Frontage Acres	TASP/Acre	NBHD Sale Count	Median TASP/Acre
71-09-10-387-020.000-023	7123046-023	23c	0.50	510	12/16/2024	$ 300,000	$ 300,000	0.00	0.50	$ 120,609	65	$ 242,293
71-09-10-359-007.000-023	7123046-023	23c	0.20	510	11/24/2024	$ 199,000	$ 199,478	0.00	0.20	$ 199,478	65	$ 242,293
71-09-10-385-007.000-023	7123046-023	23c	0.06	510	11/12/2024	$ 113,500	$ 113,557	0.00	0.06	$ 365,598	65	$ 242,293
71-09-10-334-017.000-023	7123046-023	23c	0.11	510	10/10/2024	$ 119,000	$ 119,188	0.00	0.11	$ 219,994	65	$ 242,293
71-09-10-352-011.000-023	7123046-023	23c	0.09	510	7/24/2024	$ 164,000	$ 166,701	0.00	0.09	$ 362,713	65	$ 242,293
71-09-10-354-006.000-023	7123046-023	23c	0.13	510	7/10/2024	$ 111,000	$ 111,854	0.00	0.13	$ 167,782	65	$ 242,293
71-09-10-308-015.000-023	7123046-023	23c	0.10	510	5/31/2024	$ 175,000	$ 179,468	0.00	0.10	$ 358,936	65	$ 242,293
71-09-10-305-006.000-023	7123046-023	23c	0.13	510	4/11/2024	$ 133,000	$ 135,286	0.00	0.13	$ 214,684	65	$ 242,293
71-09-10-357-007.000-023	7123046-023	23c	0.09	510	3/28/2024	$ 130,000	$ 132,725	0.00	0.09	$ 291,995	65	$ 242,293
71-09-10-401-016.000-023	7123046-023	23c	0.14	510	3/19/2024	$ 166,499	$ 172,430	0.00	0.14	$ 242,293	65	$ 242,293
71-09-10-357-004.000-023	7123046-023	23c	0.07	510	3/15/2024	$ 115,000	$ 117,410	0.00	0.07	$ 360,420	65	$ 242,293
71-09-10-333-003.000-023	7123046-023	23c	0.27	510	2/26/2024	$ 190,000	$ 197,791	0.00	0.27	$ 148,343	65	$ 242,293
71-09-10-331-022.000-023	7123046-023	23c	0.24	510	12/29/2023	$ 112,000	$ 115,784	0.00	0.24	$ 95,522	65	$ 242,293
71-09-10-307-002.000-023	7123046-023	23c	0.11	510	10/12/2023	$ 145,000	$ 154,342	0.00	0.11	$ 275,313	65	$ 242,293
71-09-10-307-003.000-023	7123046-023	23c	0.20	510	10/4/2023	$ 180,000	$ 191,597	0.00	0.20	$ 191,597	65	$ 242,293
71-09-10-355-001.000-023	7123046-023	23c	0.11	510	10/4/2023	$ 115,000	$ 119,996	0.00	0.11	$ 223,665	65	$ 242,293
71-09-10-353-001.000-023	7123046-023	23c	0.10	510	9/29/2023	$ 149,000	$ 159,534	0.00	0.10	$ 319,069	65	$ 242,293
71-09-10-352-001.000-023	7123046-023	23c	0.24	510	9/20/2023	$ 154,500	$ 165,423	0.00	0.24	$ 136,474	65	$ 242,293
71-09-10-383-001.000-023	7123046-023	23c	0.15	510	9/15/2023	$ 179,900	$ 192,619	0.00	0.15	$ 254,257	65	$ 242,293
71-09-10-359-005.000-023	7123046-023	23c	0.05	510	8/31/2023	$ 135,000	$ 142,275	0.00	0.05	$ 521,679	65	$ 242,293
71-09-10-334-005.000-023	7123046-023	23c	0.12	510	8/30/2023	$ 114,000	$ 120,143	0.00	0.12	$ 198,237	65	$ 242,293
71-09-10-385-012.000-023	7123046-023	23c	0.08	510	6/20/2023	$ 97,000	$ 103,309	0.00	0.08	$ 243,515	65	$ 242,293
71-09-10-334-016.000-023	7123046-023	23c	0.11	510	5/26/2023	$ 109,500	$ 117,259	0.00	0.11	$ 216,433	65	$ 242,293
71-09-10-360-008.000-023	7123046-023	23c	0.08	510	5/10/2023	$ 242,500	$ 263,028	0.00	0.08	$ 680,776	65	$ 242,293
71-09-10-330-005.000-023	7123046-023	23c	0.12	510	3/29/2023	$ 98,800	$ 106,997	0.00	0.12	$ 176,545	65	$ 242,293
71-09-10-387-009.000-023	7123046-023	23c	0.18	510	1/30/2023	$ 139,900	$ 153,283	0.00	0.18	$ 170,768	65	$ 242,293
71-09-10-356-002.000-023	7123046-023	23c	0.20	520	1/27/2023	$ 147,500	$ 166,053	0.00	0.20	$ 166,053	65	$ 242,293
71-09-10-329-005.000-023	7123046-023	23c	0.14	510	1/4/2023	$ 165,000	$ 185,754	0.00	0.14	$ 268,819	65	$ 242,293
71-09-10-376-010.000-023	7123046-023	23c	0.10	510	12/15/2022	$ 163,400	$ 185,166	0.00	0.10	$ 370,331	65	$ 242,293
71-09-10-362-003.000-023	7123046-023	23c	0.22	510	12/13/2022	$ 154,742	$ 175,354	0.00	0.22	$ 156,397	65	$ 242,293
71-09-10-308-013.000-023	7123046-023	23c	0.27	510	11/29/2022	$ 180,000	$ 205,332	0.00	0.27	$ 153,999	65	$ 242,293
71-09-10-358-002.000-023	7123046-023	23c	0.14	510	11/4/2022	$ 140,000	$ 155,247	0.00	0.14	$ 227,694	65	$ 242,293

State Parcel Number	Neighborhood Code	Market Area	Acres	Property Class	Sale Date	Adj Sale Price	Time Adjusted Sale Price (TASP)	Res Excess Acres	Res Homesite/ Frontage Acres	TASP/Acre	NBHD Sale Count	Median TASP/Acre
71-09-10-352-008.000-023	7123046-023	23c	0.18	510	10/5/2022	$ 252,500	$ 285,287	0.00	0.18	$ 308,901	65	$ 242,293
71-09-10-304-003.000-023	7123046-023	23c	0.11	510	9/23/2022	$ 134,000	$ 150,438	0.00	0.11	$ 275,803	65	$ 242,293
71-09-10-381-009.000-023	7123046-023	23c	0.19	530	9/19/2022	$ 189,000	$ 218,504	0.00	0.19	$ 228,909	65	$ 242,293
71-09-10-312-002.000-023	7123046-023	23c	0.13	510	8/31/2022	$ 135,000	$ 152,516	0.00	0.13	$ 228,774	65	$ 242,293
71-09-10-331-001.000-023	7123046-023	23c	0.27	510	8/26/2022	$ 150,000	$ 174,592	0.00	0.27	$ 128,902	65	$ 242,293
71-09-10-329-009.000-023	7123046-023	23c	0.11	510	8/19/2022	$ 132,420	$ 149,601	0.00	0.11	$ 274,268	65	$ 242,293
71-09-10-305-004.000-023	7123046-023	23c	0.13	510	8/11/2022	$ 106,325	$ 120,120	0.00	0.13	$ 190,617	65	$ 242,293
71-09-10-377-005.000-023	7123046-023	23c	0.20	510	8/8/2022	$ 225,000	$ 257,329	0.00	0.20	$ 257,329	65	$ 242,293
71-09-10-308-017.000-023	7123046-023	23c	0.20	510	5/13/2022	$ 233,400	$ 271,944	0.00	0.20	$ 271,944	65	$ 242,293
71-09-10-356-005.000-023	7123046-023	23c	0.14	510	5/10/2022	$ 200,000	$ 237,605	0.00	0.14	$ 340,911	65	$ 242,293
71-09-10-334-003.000-023	7123046-023	23c	0.12	510	5/3/2022	$ 162,000	$ 192,460	0.00	0.12	$ 317,559	65	$ 242,293
71-09-10-355-008.000-023	7123046-023	23c	0.11	510	3/9/2022	$ 144,000	$ 168,033	0.00	0.11	$ 308,061	65	$ 242,293
71-09-10-307-001.000-023	7123046-023	23c	0.10	510	2/7/2022	$ 137,500	$ 161,517	0.00	0.10	$ 323,035	65	$ 242,293
71-09-10-352-009.000-023	7123046-023	23c	0.10	510	1/21/2022	$ 125,100	$ 147,938	0.00	0.10	$ 305,121	65	$ 242,293
71-09-10-356-010.000-023	7123046-023	23c	0.08	510	12/22/2021	$ 124,000	$ 147,628	0.00	0.08	$ 365,380	65	$ 242,293
71-09-10-306-002.000-023	7123046-023	23c	0.12	510	12/1/2021	$ 68,000	$ 75,516	0.00	0.12	$ 126,714	65	$ 242,293
71-09-10-387-004.000-023	7123046-023	23c	0.18	510	11/16/2021	$ 185,000	$ 229,138	0.00	0.18	$ 251,101	65	$ 242,293
71-09-10-326-008.000-023	7123046-023	23c	0.66	510	11/1/2021	$ 167,000	$ 206,844	0.00	0.66	$ 62,680	65	$ 242,293
71-09-10-352-005.000-023	7123046-023	23c	0.09	510	9/17/2021	$ 128,000	$ 155,541	0.00	0.09	$ 338,431	65	$ 242,293
71-09-10-353-009.000-023	7123046-023	23c	0.15	510	9/7/2021	$ 135,000	$ 164,047	0.00	0.15	$ 220,962	65	$ 242,293
71-09-10-333-001.000-023	7123046-023	23c	0.13	510	8/9/2021	$ 165,000	$ 208,719	0.00	0.13	$ 313,080	65	$ 242,293
71-09-10-357-012.000-023	7123046-023	23c	0.27	510	6/14/2021	$ 168,000	$ 215,533	0.00	0.27	$ 161,649	65	$ 242,293
71-09-10-305-002.000-023	7123046-023	23c	0.12	510	4/16/2021	$ 100,000	$ 125,824	0.00	0.12	$ 204,207	65	$ 242,293
71-09-10-359-003.000-023	7123046-023	23c	0.28	510	11/11/2020	$ 170,000	$ 229,156	0.00	0.28	$ 165,293	65	$ 242,293
71-09-10-333-009.000-023	7123046-023	23c	0.33	510	10/22/2020	$ 110,000	$ 144,445	0.00	0.33	$ 88,130	65	$ 242,293
71-09-10-382-003.000-023	7123046-023	23c	0.10	510	9/13/2020	$ 72,500	$ 86,393	0.00	0.10	$ 172,787	65	$ 242,293
71-09-10-354-001.000-023	7123046-023	23c	0.20	510	9/4/2020	$ 135,000	$ 178,552	0.00	0.20	$ 178,552	65	$ 242,293
71-09-10-329-007.000-023	7123046-023	23c	0.22	510	7/28/2020	$ 175,000	$ 242,633	0.00	0.22	$ 222,414	65	$ 242,293
71-09-10-334-010.000-023	7123046-023	23c	0.08	510	6/24/2020	$ 105,000	$ 141,914	0.00	0.08	$ 343,431	65	$ 242,293
71-09-10-381-006.000-023	7123046-023	23c	0.13	510	6/16/2020	$ 143,000	$ 193,274	0.00	0.13	$ 289,912	65	$ 242,293
71-09-10-358-005.000-023	7123046-023	23c	0.10	510	3/9/2020	$ 119,000	$ 164,376	0.00	0.10	$ 328,752	65	$ 242,293
71-09-10-385-010.000-023	7123046-023	23c	0.11	510	2/7/2020	$ 107,000	$ 148,879	0.00	0.11	$ 272,945	65	$ 242,293
71-09-10-381-011.000-023	7123046-023	23c	0.13	510	12/13/2019	$ 118,000	$ 166,594	0.00	0.13	$ 261,789	65	$ 242,293

State Parcel Number	Neighborhood Code	Market Area	Acres	Property Class	Sale Date	Adj Sale Price	Time Adjusted Sale Price (TASP)	Res Excess Acres	Res Homesite/ Frontage Acres	TASP/Acre	NBHD Sale Count	Median TASP/Acre
71-09-04-401-006.000-023	7123048-023	23d	0.24	510	12/30/2024	$ 149,999	$ 149,999	0.00	0.24	$ 124,504	28	$ 185,695
71-09-04-451-018.000-023	7123048-023	23d	0.22	510	8/16/2024	$ 217,000	$ 219,370	0.00	0.22	$ 200,015	28	$ 185,695
71-09-04-402-020.000-023	7123048-023	23d	0.22	510	8/14/2024	$ 115,000	$ 115,602	0.00	0.22	$ 105,117	28	$ 185,695
71-09-04-451-006.000-023	7123048-023	23d	0.16	510	8/6/2024	$ 178,300	$ 180,509	0.00	0.16	$ 225,689	28	$ 185,695
71-09-04-451-021.000-023	7123048-023	23d	0.18	510	3/8/2024	$ 220,000	$ 226,809	0.00	0.18	$ 257,285	28	$ 185,695
71-09-04-401-016.000-023	7123048-023	23d	0.21	510	2/16/2024	$ 175,000	$ 182,176	0.00	0.21	$ 176,936	28	$ 185,695
71-09-04-402-023.000-023	7123048-023	23d	0.20	510	12/27/2023	$ 214,000	$ 223,724	0.00	0.20	$ 220,385	28	$ 185,695
71-09-04-451-003.000-023	7123048-023	23d	0.18	510	11/16/2023	$ 157,960	$ 167,171	0.00	0.18	$ 183,888	28	$ 185,695
71-09-04-402-019.000-023	7123048-023	23d	0.20	510	8/31/2023	$ 170,000	$ 183,111	0.00	0.20	$ 178,841	28	$ 185,695
71-09-04-402-030.000-023	7123048-023	23d	0.20	510	6/30/2023	$ 139,900	$ 148,999	0.00	0.20	$ 147,929	28	$ 185,695
71-09-04-451-017.000-023	7123048-023	23d	0.17	510	3/3/2023	$ 175,000	$ 194,472	0.00	0.17	$ 227,171	28	$ 185,695
71-09-04-403-005.000-023	7123048-023	23d	0.17	510	12/27/2022	$ 169,900	$ 192,531	0.00	0.17	$ 220,556	28	$ 185,695
71-09-04-401-027.000-023	7123048-023	23d	0.19	510	9/9/2022	$ 166,500	$ 192,492	0.00	0.19	$ 202,047	28	$ 185,695
71-09-04-402-007.000-023	7123048-023	23d	0.19	510	6/3/2022	$ 165,000	$ 194,684	0.00	0.19	$ 202,277	28	$ 185,695
71-09-04-402-008.000-023	7123048-023	23d	0.18	510	6/3/2022	$ 165,000	$ 194,684	0.00	0.18	$ 217,448	28	$ 185,695
71-09-04-402-003.000-023	7123048-023	23d	0.23	510	5/6/2022	$ 185,000	$ 219,785	0.00	0.23	$ 187,501	28	$ 185,695
71-09-04-403-006.000-023	7123048-023	23d	0.17	510	9/3/2021	$ 170,000	$ 213,536	0.00	0.17	$ 244,619	28	$ 185,695
71-09-04-401-007.000-023	7123048-023	23d	0.20	510	6/22/2021	$ 125,000	$ 155,089	0.00	0.20	$ 158,863	28	$ 185,695
71-09-04-403-009.000-023	7123048-023	23d	0.17	510	6/10/2021	$ 110,000	$ 136,478	0.00	0.17	$ 160,459	28	$ 185,695
71-09-04-401-025.000-023	7123048-023	23d	0.28	510	4/16/2021	$ 165,000	$ 214,695	0.00	0.28	$ 153,354	28	$ 185,695
71-09-04-402-015.000-023	7123048-023	23d	0.18	510	3/16/2021	$ 135,000	$ 171,065	0.00	0.18	$ 193,548	28	$ 185,695
71-09-04-403-004.000-023	7123048-023	23d	0.18	510	3/15/2021	$ 160,000	$ 209,666	0.00	0.18	$ 238,150	28	$ 185,695
71-09-04-402-013.000-023	7123048-023	23d	0.26	510	1/11/2021	$ 115,000	$ 147,805	0.00	0.26	$ 113,696	28	$ 185,695
71-09-04-401-019.000-023	7123048-023	23d	0.22	510	11/6/2020	$ 165,000	$ 222,416	0.00	0.22	$ 203,539	28	$ 185,695
71-09-04-401-018.000-023	7123048-023	23d	0.23	510	6/5/2020	$ 130,000	$ 175,704	0.00	0.23	$ 152,920	28	$ 185,695
71-09-04-402-005.000-023	7123048-023	23d	0.22	510	7/19/2019	$ 129,900	$ 190,204	0.00	0.22	$ 175,815	28	$ 185,695
71-09-04-402-026.000-023	7123048-023	23d	0.19	510	5/16/2019	$ 113,500	$ 168,630	0.00	0.19	$ 176,575	28	$ 185,695
71-09-04-401-021.000-023	7123048-023	23d	0.17	510	3/14/2019	$ 90,000	$ 117,211	0.00	0.17	$ 134,273	28	$ 185,695

State Parcel Number	Neighborhood Code	Market Area	Acres	Property Class	Sale Date	Adj Sale Price	Time Adjusted Sale Price (TASP)	Res Excess Acres	Res Homesite/ Frontage Acres	TASP/Acre	NBHD Sale Count	Median TASP/Acre
71-09-04-428-009.000-023	7123049-023	23c	0.15	510	12/6/2024	$ 80,000	$ 80,000	0.00	0.15	$ 108,900	79	$ 190,819
71-09-04-429-007.000-023	7123049-023	23c	0.15	510	11/20/2024	$ 176,500	$ 176,924	0.00	0.15	$ 232,659	79	$ 190,819
71-09-04-476-007.000-023	7123049-023	23c	0.14	510	11/14/2024	$ 80,000	$ 80,004	0.00	0.14	$ 111,520	79	$ 190,819
71-09-04-479-018.000-023	7123049-023	23c	0.15	510	9/12/2024	$ 152,000	$ 153,316	0.00	0.15	$ 197,879	79	$ 190,819
71-09-04-409-017.000-023	7123049-023	23c	0.15	510	9/4/2024	$ 185,000	$ 186,601	0.00	0.15	$ 244,462	79	$ 190,819
71-09-04-426-010.000-023	7123049-023	23c	0.16	510	8/14/2024	$ 90,000	$ 90,175	0.00	0.16	$ 114,688	79	$ 190,819
71-09-04-479-002.000-023	7123049-023	23c	0.17	510	8/9/2024	$ 86,222	$ 86,390	0.00	0.17	$ 100,351	79	$ 190,819
71-09-04-477-034.000-023	7123049-023	23c	0.16	510	6/20/2024	$ 110,000	$ 111,159	0.00	0.16	$ 137,014	79	$ 190,819
71-09-04-478-019.000-023	7123049-023	23c	0.16	510	6/11/2024	$ 199,900	$ 204,070	0.00	0.16	$ 259,163	79	$ 190,819
71-09-04-427-025.000-023	7123049-023	23c	0.16	510	4/18/2024	$ 177,000	$ 182,392	0.00	0.16	$ 226,999	79	$ 190,819
71-09-04-476-012.000-023	7123049-023	23c	0.14	510	3/27/2024	$ 140,000	$ 142,934	0.00	0.14	$ 199,239	79	$ 190,819
71-09-04-431-006.000-023	7123049-023	23c	0.13	510	3/21/2024	$ 106,000	$ 108,222	0.00	0.13	$ 164,830	79	$ 190,819
71-09-04-426-015.000-023	7123049-023	23c	0.16	510	2/26/2024	$ 175,000	$ 182,176	0.00	0.16	$ 231,697	79	$ 190,819
71-09-04-428-016.000-023	7123049-023	23c	0.15	510	12/13/2023	$ 179,900	$ 189,320	0.00	0.15	$ 257,873	79	$ 190,819
71-09-04-429-029.000-023	7123049-023	23c	0.15	510	12/11/2023	$ 165,000	$ 173,640	0.00	0.15	$ 237,294	79	$ 190,819
71-09-04-431-019.000-023	7123049-023	23c	0.14	510	12/11/2023	$ 150,000	$ 157,854	0.00	0.14	$ 220,037	79	$ 190,819
71-09-04-426-017.000-023	7123049-023	23c	0.16	510	11/17/2023	$ 166,500	$ 176,209	0.00	0.16	$ 220,882	79	$ 190,819
71-09-04-431-022.000-023	7123049-023	23c	0.17	510	10/30/2023	$ 156,994	$ 167,109	0.00	0.17	$ 194,114	79	$ 190,819
71-09-04-431-002.000-023	7123049-023	23c	0.20	510	9/13/2023	$ 175,000	$ 187,372	0.00	0.20	$ 186,559	79	$ 190,819
71-09-04-409-012.000-023	7123049-023	23c	0.14	510	9/5/2023	$ 154,000	$ 164,888	0.00	0.14	$ 229,841	79	$ 190,819
71-09-04-409-009.000-023	7123049-023	23c	0.14	510	7/21/2023	$ 130,000	$ 137,719	0.00	0.14	$ 191,970	79	$ 190,819
71-09-04-427-010.000-023	7123049-023	23c	0.16	510	6/30/2023	$ 138,500	$ 147,508	0.00	0.16	$ 183,584	79	$ 190,819
71-09-04-409-021.000-023	7123049-023	23c	0.10	510	6/23/2023	$ 202,999	$ 221,349	0.00	0.10	$ 438,271	79	$ 190,819
71-09-04-427-020.000-023	7123049-023	23c	0.16	510	6/16/2023	$ 170,000	$ 185,367	0.00	0.16	$ 230,702	79	$ 190,819
71-09-04-428-018.000-023	7123049-023	23c	0.15	510	6/2/2023	$ 115,000	$ 122,479	0.00	0.15	$ 166,829	79	$ 190,819
71-09-04-479-012.000-023	7123049-023	23c	0.16	510	6/2/2023	$ 89,000	$ 92,077	0.00	0.16	$ 114,270	79	$ 190,819
71-09-04-479-007.000-023	7123049-023	23c	0.15	510	5/25/2023	$ 178,000	$ 195,306	0.00	0.15	$ 268,039	79	$ 190,819
71-09-04-409-003.000-023	7123049-023	23c	0.14	510	4/24/2023	$ 142,000	$ 152,911	0.00	0.14	$ 213,146	79	$ 190,819
71-09-04-409-001.000-023	7123049-023	23c	0.17	510	3/29/2023	$ 98,800	$ 106,997	0.00	0.17	$ 124,288	79	$ 190,819
71-09-04-427-012.000-023	7123049-023	23c	0.16	510	3/29/2023	$ 98,800	$ 106,997	0.00	0.16	$ 133,166	79	$ 190,819
71-09-04-427-015.000-023	7123049-023	23c	0.16	510	3/29/2023	$ 134,600	$ 145,767	0.00	0.16	$ 181,418	79	$ 190,819
71-09-04-428-037.000-023	7123049-023	23c	0.18	510	3/29/2023	$ 134,600	$ 145,767	0.00	0.18	$ 159,739	79	$ 190,819
71-09-04-429-006.000-023	7123049-023	23c	0.14	510	3/29/2023	$ 98,800	$ 106,997	0.00	0.14	$ 149,146	79	$ 190,819
71-09-04-478-004.000-023	7123049-023	23c	0.15	510	3/29/2023	$ 98,800	$ 106,997	0.00	0.15	$ 141,236	79	$ 190,819
71-09-04-431-013.000-023	7123049-023	23c	0.14	510	2/2/2023	$ 89,000	$ 93,349	0.00	0.14	$ 130,121	79	$ 190,819
71-09-04-426-021.000-023	7123049-023	23c	0.16	510	10/14/2022	$ 150,000	$ 172,256	0.00	0.16	$ 215,927	79	$ 190,819
71-09-04-428-036.000-023	7123049-023	23c	0.15	510	8/3/2022	$ 82,000	$ 88,010	0.00	0.15	$ 116,173	79	$ 190,819
71-09-04-430-023.000-023	7123049-023	23c	0.14	510	7/25/2022	$ 120,000	$ 136,433	0.00	0.14	$ 190,177	79	$ 190,819
71-09-04-428-013.000-023	7123049-023	23c	0.15	510	6/3/2022	$ 106,000	$ 121,291	0.00	0.15	$ 165,211	79	$ 190,819
71-09-04-430-016.000-023	7123049-023	23c	0.13	510	6/1/2022	$ 120,000	$ 137,311	0.00	0.13	$ 212,667	79	$ 190,819
71-09-04-478-025.000-023	7123049-023	23c	0.17	510	4/15/2022	$ 185,000	$ 221,304	0.00	0.17	$ 262,312	79	$ 190,819
71-09-04-430-003.000-023	7123049-023	23c	0.14	510	4/4/2022	$ 178,000	$ 212,930	0.00	0.14	$ 300,170	79	$ 190,819
71-09-04-428-007.000-023	7123049-023	23c	0.15	510	1/24/2022	$ 78,000	$ 86,238	0.00	0.15	$ 113,835	79	$ 190,819
71-09-04-478-035.000-023	7123049-023	23c	0.17	510	1/24/2022	$ 83,700	$ 92,540	0.00	0.17	$ 108,362	79	$ 190,819
71-09-04-429-003.000-023	7123049-023	23c	0.14	510	11/24/2021	$ 151,900	$ 188,141	0.00	0.14	$ 265,224	79	$ 190,819
71-09-04-476-008.000-023	7123049-023	23c	0.14	510	9/13/2021	$ 105,000	$ 127,592	0.00	0.14	$ 177,854	79	$ 190,819
71-09-04-428-030.000-023	7123049-023	23c	0.18	510	7/30/2021	$ 85,000	$ 96,569	0.00	0.18	$ 105,825	79	$ 190,819
71-09-04-427-018.000-023	7123049-023	23c	0.16	510	7/27/2021	$ 102,000	$ 125,674	0.00	0.16	$ 156,410	79	$ 190,819
71-09-04-478-032.000-023	7123049-023	23c	0.17	510	6/22/2021	$ 159,000	$ 203,986	0.00	0.17	$ 235,069	79	$ 190,819
71-09-04-427-023.000-023	7123049-023	23c	0.16	510	6/21/2021	$ 70,000	$ 79,898	0.00	0.16	$ 99,439	79	$ 190,819
71-09-04-479-013.000-023	7123049-023	23c	0.16	510	5/24/2021	$ 138,000	$ 172,421	0.00	0.16	$ 217,322	79	$ 190,819
71-09-04-429-004.000-023	7123049-023	23c	0.10	510	4/23/2021	$ 150,000	$ 195,178	0.00	0.10	$ 386,452	79	$ 190,819
71-09-04-427-002.000-023	7123049-023	23c	0.17	510	4/12/2021	$ 88,000	$ 101,393	0.00	0.17	$ 119,047	79	$ 190,819
71-09-04-477-009.000-023	7123049-023	23c	0.14	510	4/9/2021	$ 120,000	$ 150,989	0.00	0.14	$ 210,467	79	$ 190,819
71-09-04-429-016.000-023	7123049-023	23c	0.16	510	3/16/2021	$ 115,000	$ 145,722	0.00	0.16	$ 184,660	79	$ 190,819
71-09-04-429-031.000-023	7123049-023	23c	0.14	510	3/4/2021	$ 105,000	$ 133,051	0.00	0.14	$ 185,463	79	$ 190,819
71-09-04-431-017.000-023	7123049-023	23c	0.14	510	2/9/2021	$ 92,500	$ 118,045	0.00	0.14	$ 164,545	79	$ 190,819
71-09-04-429-022.000-023	7123049-023	23c	0.14	510	2/5/2021	$ 102,180	$ 130,398	0.00	0.14	$ 181,765	79	$ 190,819
71-09-04-431-012.000-023	7123049-023	23c	0.14	510	12/15/2020	$ 121,500	$ 157,277	0.00	0.14	$ 219,232	79	$ 190,819
71-09-04-428-021.000-023	7123049-023	23c	0.25	510	11/17/2020	$ 83,488	$ 98,525	0.00	0.25	$ 78,820	79	$ 190,819
71-09-04-431-016.000-023	7123049-023	23c	0.14	510	11/9/2020	$ 105,000	$ 136,894	0.00	0.14	$ 190,819	79	$ 190,819
71-09-04-428-010.000-023	7123049-023	23c	0.15	510	11/2/2020	$ 96,000	$ 125,160	0.00	0.15	$ 171,715	79	$ 190,819
71-09-04-479-014.000-023	7123049-023	23c	0.15	510	10/21/2020	$ 132,000	$ 173,334	0.00	0.15	$ 223,715	79	$ 190,819
71-09-04-430-017.000-023	7123049-023	23c	0.14	510	9/4/2020	$ 125,000	$ 165,326	0.00	0.14	$ 230,451	79	$ 190,819

State Parcel Number	Neighborhood Code	Market Area	Acres	Property Class	Sale Date	Adj Sale Price	Time Adjusted Sale Price (TASP)	Res Excess Acres	Res Homesite/ Frontage Acres	TASP/Acre	NBHD Sale Count	Median TASP/Acre
71-09-04-430-021.000-023	7123049-023	23c	0.16	510	8/5/2020	$ 129,000	$ 171,850	0.00	0.16	$ 219,524	79	$ 190,819
71-09-04-428-002.000-023	7123049-023	23c	0.21	510	6/23/2020	$ 117,000	$ 158,133	0.00	0.21	$ 151,992	79	$ 190,819
71-09-04-430-013.000-023	7123049-023	23c	0.15	510	6/9/2020	$ 136,128	$ 183,986	0.00	0.15	$ 237,464	79	$ 190,819
71-09-04-479-019.000-023	7123049-023	23c	0.15	510	4/1/2020	$ 105,000	$ 143,988	0.00	0.15	$ 193,584	79	$ 190,819
71-09-04-478-030.000-023	7123049-023	23c	0.15	510	12/23/2019	$ 139,900	$ 197,512	0.00	0.15	$ 256,978	79	$ 190,819
71-09-04-478-014.000-023	7123049-023	23c	0.16	510	11/18/2019	$ 93,000	$ 132,259	0.00	0.16	$ 166,991	79	$ 190,819
71-09-04-429-036.000-023	7123049-023	23c	0.16	510	9/13/2019	$ 118,000	$ 170,278	0.00	0.16	$ 213,294	79	$ 190,819
71-09-04-428-028.000-023	7123049-023	23c	0.20	510	8/9/2019	$ 119,500	$ 173,705	0.00	0.20	$ 176,996	79	$ 190,819
71-09-04-409-007.000-023	7123049-023	23c	0.14	510	6/21/2019	$ 100,000	$ 147,494	0.00	0.14	$ 205,596	79	$ 190,819
71-09-04-476-013.000-023	7123049-023	23c	0.14	510	6/21/2019	$ 98,000	$ 144,545	0.00	0.14	$ 201,484	79	$ 190,819
71-09-04-428-029.000-023	7123049-023	23c	0.19	510	6/14/2019	$ 100,000	$ 147,494	0.00	0.19	$ 153,889	79	$ 190,819
71-09-04-430-001.000-023	7123049-023	23c	0.14	510	5/10/2019	$ 103,000	$ 153,030	0.00	0.14	$ 215,728	79	$ 190,819
71-09-04-477-002.000-023	7123049-023	23c	0.14	510	3/15/2019	$ 100,000	$ 150,751	0.00	0.14	$ 212,515	79	$ 190,819
71-09-04-426-013.000-023	7123049-023	23c	0.16	510	3/1/2019	$ 95,375	$ 143,779	0.00	0.16	$ 182,862	79	$ 190,819
71-09-04-426-014.000-023	7123049-023	23c	0.16	510	2/5/2019	$ 71,350	$ 93,380	0.00	0.16	$ 118,764	79	$ 190,819

State Parcel Number	Neighborhood Code	Market Area	Acres	Property Class	Sale Date	Adj Sale Price	Time Adjusted Sale Price (TASP)	Res Excess Acres	Res Homesite/ Frontage Acres	TASP/Acre	NBHD Sale Count	Median TASP/Acre
71-09-03-352-003.000-023	7123050-023	23e	0.41	510	6/7/2024	$ 329,000	$ 334,047	0.00	0.41	$ 162,002	11	$ 171,373
71-09-03-301-005.000-023	7123050-023	23e	0.28	510	9/29/2023	$ 251,000	$ 266,413	0.00	0.28	$ 191,976	11	$ 171,373
71-09-03-301-010.000-023	7123050-023	23e	0.30	510	8/22/2022	$ 235,000	$ 268,766	0.00	0.30	$ 182,189	11	$ 171,373
71-09-03-351-015.000-023	7123050-023	23e	0.29	510	8/3/2022	$ 216,250	$ 247,322	0.00	0.29	$ 171,373	11	$ 171,373
71-09-03-306-003.000-023	7123050-023	23e	0.23	510	8/5/2021	$ 159,000	$ 201,130	0.00	0.23	$ 175,049	11	$ 171,373
71-09-03-352-002.000-023	7123050-023	23e	0.33	510	5/21/2021	$ 185,000	$ 239,024	0.00	0.33	$ 144,199	11	$ 171,373
71-09-03-301-002.000-023	7123050-023	23e	0.27	510	12/1/2020	$ 175,000	$ 234,236	0.00	0.27	$ 172,908	11	$ 171,373
71-09-03-351-010.000-023	7123050-023	23e	0.34	510	5/22/2020	$ 185,000	$ 260,117	0.00	0.34	$ 153,086	11	$ 171,373
71-09-03-302-004.000-023	7123050-023	23e	0.25	510	6/19/2019	$ 142,000	$ 209,442	0.00	0.25	$ 168,171	11	$ 171,373
71-09-03-351-012.000-023	7123050-023	23e	0.50	510	6/11/2019	$ 185,000	$ 280,503	0.00	0.50	$ 112,073	11	$ 171,373
71-09-03-305-003.000-023	7123050-023	23e	0.24	510	4/4/2019	$ 140,000	$ 209,522	0.00	0.24	$ 172,171	11	$ 171,373

State Parcel Number	Neighborhood Code	Market Area	Acres	Property Class	Sale Date	Adj Sale Price	Time Adjusted Sale Price (TASP)	Res Excess Acres	Res Homesite/ Frontage Acres	TASP/Acre	NBHD Sale Count	Median TASP/Acre
71-09-09-237-009.000-023	7123051-023	23c	0.21	510	12/20/2024	$ 150,000	$ 150,000	0.00	0.21	$ 140,819	123	$ 216,471
71-09-09-157-008.000-023	7123051-023	23c	0.13	510	12/17/2024	$ 125,000	$ 125,000	0.00	0.13	$ 187,758	123	$ 216,471
71-09-09-276-006.000-023	7123051-023	23c	0.32	510	12/12/2024	$ 261,000	$ 261,000	0.00	0.32	$ 163,350	123	$ 216,471
71-09-10-106-008.000-023	7123051-023	23c	0.17	510	12/11/2024	$ 212,000	$ 212,000	0.00	0.17	$ 242,509	123	$ 216,471
71-09-09-161-013.000-023	7123051-023	23c	0.16	510	12/5/2024	$ 115,000	$ 115,000	0.00	0.16	$ 147,249	123	$ 216,471
71-09-09-160-001.000-023	7123051-023	23c	0.13	510	12/4/2024	$ 145,000	$ 145,000	0.00	0.13	$ 217,799	123	$ 216,471
71-09-09-204-002.000-023	7123051-023	23c	0.11	510	12/2/2024	$ 88,000	$ 88,000	0.00	0.11	$ 161,333	123	$ 216,471
71-09-09-238-001.000-023	7123051-023	23c	0.11	510	11/18/2024	$ 198,900	$ 199,378	0.00	0.11	$ 374,349	123	$ 216,471
71-09-09-287-001.000-023	7123051-023	23c	0.11	510	11/15/2024	$ 135,800	$ 135,868	0.00	0.11	$ 248,881	123	$ 216,471
71-09-09-277-008.000-023	7123051-023	23c	0.11	510	11/14/2024	$ 134,900	$ 134,967	0.00	0.11	$ 253,412	123	$ 216,471
71-09-10-105-010.000-023	7123051-023	23c	0.33	510	11/8/2024	$ 232,750	$ 233,260	0.00	0.33	$ 139,956	123	$ 216,471
71-09-09-279-008.000-023	7123051-023	23c	0.11	510	11/7/2024	$ 82,000	$ 82,004	0.00	0.11	$ 153,970	123	$ 216,471
71-09-10-151-014.000-023	7123051-023	23c	0.14	510	10/31/2024	$ 158,000	$ 158,839	0.00	0.14	$ 225,082	123	$ 216,471
71-09-09-157-007.000-023	7123051-023	23c	0.13	510	10/23/2024	$ 100,000	$ 100,158	0.00	0.13	$ 150,444	123	$ 216,471
71-09-09-158-010.000-023	7123051-023	23c	0.11	510	10/21/2024	$ 226,124	$ 227,202	0.00	0.11	$ 406,276	123	$ 216,471
71-09-09-207-013.000-023	7123051-023	23c	0.11	510	9/19/2024	$ 149,900	$ 151,197	0.00	0.11	$ 277,195	123	$ 216,471
71-09-10-104-009.000-023	7123051-023	23c	0.13	510	7/26/2024	$ 180,000	$ 182,964	0.00	0.13	$ 292,101	123	$ 216,471
71-09-09-281-006.000-023	7123051-023	23c	0.11	510	7/16/2024	$ 154,800	$ 157,349	0.00	0.11	$ 288,231	123	$ 216,471
71-09-09-209-019.000-023	7123051-023	23c	0.22	510	7/12/2024	$ 130,000	$ 131,001	0.00	0.22	$ 117,367	123	$ 216,471
71-09-10-156-003.000-023	7123051-023	23c	0.21	510	6/28/2024	$ 205,000	$ 209,276	0.00	0.21	$ 196,468	123	$ 216,471
71-09-10-104-002.000-023	7123051-023	23c	0.19	510	6/27/2024	$ 172,500	$ 176,098	0.00	0.19	$ 185,286	123	$ 216,471
71-09-09-229-007.000-023	7123051-023	23c	0.22	510	6/17/2024	$ 200,000	$ 204,172	0.00	0.22	$ 182,999	123	$ 216,471
71-09-10-104-003.000-023	7123051-023	23c	0.25	510	6/14/2024	$ 195,000	$ 199,068	0.00	0.25	$ 157,090	123	$ 216,471
71-09-09-277-010.000-023	7123051-023	23c	0.11	510	6/7/2024	$ 171,250	$ 174,822	0.00	0.11	$ 328,243	123	$ 216,471
71-09-10-111-008.000-023	7123051-023	23c	0.19	510	6/4/2024	$ 180,500	$ 184,265	0.00	0.19	$ 197,699	123	$ 216,471
71-09-10-105-001.000-023	7123051-023	23c	0.13	510	5/30/2024	$ 179,500	$ 184,083	0.00	0.13	$ 290,530	123	$ 216,471
71-09-09-180-007.000-023	7123051-023	23c	0.17	510	5/14/2024	$ 175,000	$ 179,468	0.00	0.17	$ 214,299	123	$ 216,471
71-09-09-236-004.000-023	7123051-023	23c	0.32	510	4/26/2024	$ 275,000	$ 282,286	0.00	0.32	$ 173,776	123	$ 216,471

State Parcel Number	Neighborhood Code	Market Area	Acres	Property Class	Sale Date	Adj Sale Price	Time Adjusted Sale Price (TASP)	Res Excess Acres	Res Homesite/ Frontage Acres	TASP/Acre	NBHD Sale Count	Median TASP/Acre
71-09-10-152-010.000-023	7123051-023	23c	0.16	510	4/15/2024	$ 170,000	$ 175,178	0.00	0.16	$ 219,274	123	$ 216,471
71-09-09-128-012.000-023	7123051-023	23c	0.22	510	4/2/2024	$ 160,000	$ 164,874	0.00	0.22	$ 147,776	123	$ 216,471
71-09-09-235-006.000-023	7123051-023	23c	0.11	510	2/29/2024	$ 166,250	$ 173,067	0.00	0.11	$ 324,948	123	$ 216,471
71-09-09-180-001.000-023	7123051-023	23c	0.11	510	2/16/2024	$ 163,000	$ 169,684	0.00	0.11	$ 296,845	123	$ 216,471
71-09-09-203-004.000-023	7123051-023	23c	0.13	510	1/12/2024	$ 105,000	$ 108,074	0.00	0.13	$ 170,568	123	$ 216,471
71-09-09-233-003.000-023	7123051-023	23c	0.12	510	12/21/2023	$ 124,900	$ 129,120	0.00	0.12	$ 216,993	123	$ 216,471
71-09-09-210-006.000-023	7123051-023	23c	0.15	510	12/13/2023	$ 149,900	$ 157,749	0.00	0.15	$ 211,758	123	$ 216,471
71-09-09-210-007.000-023	7123051-023	23c	0.41	599	12/13/2023	$ 149,900	$ 157,749	0.00	0.41	$ 76,649	123	$ 216,471
71-09-10-113-005.000-023	7123051-023	23c	0.18	510	12/8/2023	$ 185,000	$ 194,687	0.00	0.18	$ 221,136	123	$ 216,471
71-09-09-177-001.000-023	7123051-023	23c	0.18	510	11/28/2023	$ 161,385	$ 170,795	0.00	0.18	$ 190,766	123	$ 216,471
71-09-09-277-004.000-023	7123051-023	23c	0.11	510	11/15/2023	$ 78,600	$ 80,123	0.00	0.11	$ 150,438	123	$ 216,471
71-09-09-180-006.000-023	7123051-023	23c	0.09	510	10/26/2023	$ 171,000	$ 182,017	0.00	0.09	$ 384,140	123	$ 216,471
71-09-09-157-002.000-023	7123051-023	23c	0.13	510	10/17/2023	$ 150,000	$ 159,664	0.00	0.13	$ 239,826	123	$ 216,471
71-09-09-228-009.000-023	7123051-023	23c	0.21	510	10/10/2023	$ 215,000	$ 227,026	0.00	0.21	$ 212,947	123	$ 216,471
71-09-09-210-004.000-023	7123051-023	23c	0.23	510	10/3/2023	$ 210,000	$ 221,746	0.00	0.23	$ 190,895	123	$ 216,471
71-09-09-205-002.000-023	7123051-023	23c	0.11	510	9/8/2023	$ 104,000	$ 109,052	0.00	0.11	$ 191,235	123	$ 216,471
71-09-09-160-012.000-023	7123051-023	23c	0.14	510	8/30/2023	$ 180,000	$ 193,882	0.00	0.14	$ 280,954	123	$ 216,471
71-09-09-154-001.000-023	7123051-023	23c	0.27	510	8/28/2023	$ 175,000	$ 188,497	0.00	0.27	$ 137,444	123	$ 216,471
71-09-09-185-002.000-023	7123051-023	23c	0.16	510	8/17/2023	$ 125,000	$ 131,736	0.00	0.16	$ 164,543	123	$ 216,471
71-09-09-286-011.000-023	7123051-023	23c	0.11	510	7/19/2023	$ 105,000	$ 111,235	0.00	0.11	$ 208,852	123	$ 216,471
71-09-09-282-012.000-023	7123051-023	23c	0.11	510	6/30/2023	$ 167,000	$ 182,096	0.00	0.11	$ 341,899	123	$ 216,471
71-09-09-183-004.000-023	7123051-023	23c	0.13	510	6/22/2023	$ 145,000	$ 158,107	0.00	0.13	$ 252,646	123	$ 216,471
71-09-09-232-001.000-023	7123051-023	23c	0.22	510	6/16/2023	$ 85,000	$ 87,939	0.00	0.22	$ 78,819	123	$ 216,471
71-09-09-180-013.000-023	7123051-023	23c	0.09	510	5/17/2023	$ 150,000	$ 164,584	0.00	0.09	$ 347,348	123	$ 216,471
71-09-09-203-008.000-023	7123051-023	23c	0.42	510	5/12/2023	$ 175,000	$ 192,015	0.00	0.42	$ 92,198	123	$ 216,471
71-09-09-180-008.000-023	7123051-023	23c	0.16	510	4/24/2023	$ 142,000	$ 152,911	0.00	0.16	$ 192,731	123	$ 216,471
71-09-09-276-008.000-023	7123051-023	23c	0.21	510	4/14/2023	$ 173,500	$ 191,576	0.00	0.21	$ 179,851	123	$ 216,471
71-09-10-156-008.000-023	7123051-023	23c	0.25	510	4/11/2023	$ 150,000	$ 165,628	0.00	0.25	$ 133,854	123	$ 216,471
71-09-09-280-002.000-023	7123051-023	23c	0.11	510	3/29/2023	$ 134,600	$ 145,767	0.00	0.11	$ 273,690	123	$ 216,471
71-09-09-163-002.000-023	7123051-023	23c	0.13	510	3/22/2023	$ 136,000	$ 147,284	0.00	0.13	$ 221,229	123	$ 216,471
71-09-09-203-011.000-023	7123051-023	23c	0.16	510	3/21/2023	$ 112,000	$ 121,292	0.00	0.16	$ 155,306	123	$ 216,471
71-09-09-286-006.000-023	7123051-023	23c	0.11	510	3/10/2023	$ 155,000	$ 172,247	0.00	0.11	$ 323,407	123	$ 216,471
71-09-09-204-001.000-023	7123051-023	23c	0.11	510	3/3/2023	$ 145,000	$ 161,134	0.00	0.11	$ 295,412	123	$ 216,471
71-09-09-204-005.000-023	7123051-023	23c	0.11	510	3/2/2023	$ 54,500	$ 56,960	0.00	0.11	$ 104,426	123	$ 216,471
71-09-10-156-001.000-023	7123051-023	23c	0.21	510	2/21/2023	$ 191,000	$ 213,627	0.00	0.21	$ 200,552	123	$ 216,471
71-09-09-205-001.000-023	7123051-023	23c	0.11	510	12/22/2022	$ 144,025	$ 163,210	0.00	0.11	$ 286,207	123	$ 216,471
71-09-09-162-007.000-023	7123051-023	23c	0.12	510	12/21/2022	$ 137,500	$ 151,555	0.00	0.12	$ 247,440	123	$ 216,471
71-09-09-286-002.000-023	7123051-023	23c	0.21	510	12/2/2022	$ 145,000	$ 164,315	0.00	0.21	$ 154,258	123	$ 216,471
71-09-09-154-010.000-023	7123051-023	23c	0.13	510	11/16/2022	$ 99,500	$ 110,336	0.00	0.13	$ 165,732	123	$ 216,471
71-09-09-180-002.000-023	7123051-023	23c	0.09	510	11/15/2022	$ 143,560	$ 159,194	0.00	0.09	$ 335,974	123	$ 216,471
71-09-09-283-007.000-023	7123051-023	23c	0.21	510	10/31/2022	$ 135,000	$ 150,623	0.00	0.21	$ 141,404	123	$ 216,471
71-09-10-111-019.000-023	7123051-023	23c	0.20	510	10/26/2022	$ 149,900	$ 172,141	0.00	0.20	$ 172,776	123	$ 216,471
71-09-09-156-010.000-023	7123051-023	23c	0.12	510	10/10/2022	$ 88,000	$ 93,701	0.00	0.12	$ 150,837	123	$ 216,471
71-09-10-152-011.000-023	7123051-023	23c	0.16	510	10/7/2022	$ 190,000	$ 218,190	0.00	0.16	$ 273,114	123	$ 216,471
71-09-10-106-003.000-023	7123051-023	23c	0.19	510	9/23/2022	$ 179,500	$ 207,521	0.00	0.19	$ 220,747	123	$ 216,471
71-09-09-209-010.000-023	7123051-023	23c	0.25	510	9/19/2022	$ 147,000	$ 169,948	0.00	0.25	$ 133,990	123	$ 216,471
71-09-09-132-004.000-023	7123051-023	23c	0.22	510	9/16/2022	$ 160,000	$ 184,977	0.00	0.22	$ 165,795	123	$ 216,471
71-09-09-209-021.000-023	7123051-023	23c	0.51	510	8/9/2022	$ 189,000	$ 219,985	0.00	0.51	$ 86,720	123	$ 216,471
71-09-09-158-008.000-023	7123051-023	23c	0.11	510	8/1/2022	$ 110,000	$ 124,272	0.00	0.11	$ 222,220	123	$ 216,471
71-09-09-234-009.000-023	7123051-023	23c	0.20	510	7/13/2022	$ 171,000	$ 200,391	0.00	0.20	$ 203,759	123	$ 216,471
71-09-10-103-003.000-023	7123051-023	23c	0.12	510	5/27/2022	$ 173,000	$ 205,528	0.00	0.12	$ 349,036	123	$ 216,471
71-09-09-277-014.000-023	7123051-023	23c	0.11	510	5/26/2022	$ 135,000	$ 155,478	0.00	0.11	$ 291,922	123	$ 216,471
71-09-09-204-011.000-023	7123051-023	23c	0.11	510	5/3/2022	$ 155,000	$ 184,144	0.00	0.11	$ 337,597	123	$ 216,471
71-09-09-208-011.000-023	7123051-023	23c	0.12	510	5/2/2022	$ 125,000	$ 143,961	0.00	0.12	$ 247,862	123	$ 216,471
71-09-09-276-007.000-023	7123051-023	23c	0.21	510	5/2/2022	$ 93,000	$ 107,107	0.00	0.21	$ 100,552	123	$ 216,471
71-09-09-286-004.000-023	7123051-023	23c	0.11	510	4/26/2022	$ 99,900	$ 115,808	0.00	0.11	$ 217,438	123	$ 216,471
71-09-09-277-017.000-023	7123051-023	23c	0.11	510	3/30/2022	$ 115,000	$ 134,193	0.00	0.11	$ 251,959	123	$ 216,471
71-09-09-284-005.000-023	7123051-023	23c	0.11	510	3/29/2022	$ 146,650	$ 176,645	0.00	0.11	$ 308,526	123	$ 216,471
71-09-10-104-008.000-023	7123051-023	23c	0.16	510	2/8/2022	$ 134,900	$ 158,463	0.00	0.16	$ 196,657	123	$ 216,471
71-09-09-282-017.000-023	7123051-023	23c	0.11	510	1/21/2022	$ 155,000	$ 189,316	0.00	0.11	$ 355,456	123	$ 216,471
71-09-09-238-016.000-023	7123051-023	23c	0.11	510	1/10/2022	$ 117,625	$ 139,098	0.00	0.11	$ 261,168	123	$ 216,471
71-09-10-152-016.000-023	7123051-023	23c	0.21	510	1/4/2022	$ 155,000	$ 189,316	0.00	0.21	$ 177,729	123	$ 216,471
71-09-10-113-008.000-023	7123051-023	23c	0.28	510	12/13/2021	$ 150,000	$ 184,492	0.00	0.28	$ 130,040	123	$ 216,471
71-09-09-159-001.000-023	7123051-023	23c	0.12	510	11/15/2021	$ 110,000	$ 131,851	0.00	0.12	$ 215,271	123	$ 216,471

State Parcel Number	Neighborhood Code	Market Area	Acres	Property Class	Sale Date	Adj Sale Price	Time Adjusted Sale Price (TASP)	Res Excess Acres	Res Homesite/ Frontage Acres	TASP/Acre	NBHD Sale Count	Median TASP/Acre
71-09-09-280-016.000-023	7123051-023	23c	0.11	510	11/10/2021	$ 92,000	$ 110,276	0.00	0.11	$ 207,052	123	$ 216,471
71-09-09-238-012.000-023	7123051-023	23c	0.11	510	11/8/2021	$ 98,000	$ 117,468	0.00	0.11	$ 220,555	123	$ 216,471
71-09-10-111-013.000-023	7123051-023	23c	0.14	510	10/15/2021	$ 143,000	$ 172,580	0.00	0.14	$ 245,673	123	$ 216,471
71-09-09-239-003.000-023	7123051-023	23c	0.11	510	10/1/2021	$ 130,000	$ 156,891	0.00	0.11	$ 287,391	123	$ 216,471
71-09-09-285-011.000-023	7123051-023	23c	0.21	510	10/1/2021	$ 198,000	$ 246,966	0.00	0.21	$ 231,850	123	$ 216,471
71-09-09-209-007.000-023	7123051-023	23c	0.24	510	9/13/2021	$ 93,000	$ 113,010	0.00	0.24	$ 95,587	123	$ 216,471
71-09-09-162-009.000-023	7123051-023	23c	0.12	510	9/7/2021	$ 101,500	$ 123,339	0.00	0.12	$ 210,527	123	$ 216,471
71-09-09-286-005.000-023	7123051-023	23c	0.11	510	8/31/2021	$ 145,000	$ 183,420	0.00	0.11	$ 344,386	123	$ 216,471
71-09-09-205-010.000-023	7123051-023	23c	0.23	510	8/6/2021	$ 278,600	$ 343,805	0.00	0.23	$ 295,972	123	$ 216,471
71-09-09-280-010.000-023	7123051-023	23c	0.11	510	7/23/2021	$ 136,000	$ 167,565	0.00	0.11	$ 314,617	123	$ 216,471
71-09-10-111-018.000-023	7123051-023	23c	0.15	510	7/16/2021	$ 204,500	$ 260,515	0.00	0.15	$ 343,880	123	$ 216,471
71-09-09-203-014.000-023	7123051-023	23c	0.10	510	6/21/2021	$ 120,000	$ 148,885	0.00	0.10	$ 285,955	123	$ 216,471
71-09-09-204-009.000-023	7123051-023	23c	0.22	510	6/18/2021	$ 195,000	$ 250,172	0.00	0.22	$ 229,324	123	$ 216,471
71-09-09-205-007.000-023	7123051-023	23c	0.17	510	5/18/2021	$ 120,000	$ 149,931	0.00	0.17	$ 175,282	123	$ 216,471
71-09-09-160-002.000-023	7123051-023	23c	0.13	510	5/7/2021	$ 102,500	$ 128,066	0.00	0.13	$ 192,364	123	$ 216,471
71-09-09-203-005.000-023	7123051-023	23c	0.13	510	4/27/2021	$ 130,000	$ 163,571	0.00	0.13	$ 258,157	123	$ 216,471
71-09-10-151-007.000-023	7123051-023	23c	0.30	520	4/2/2021	$ 145,000	$ 188,672	0.00	0.30	$ 127,271	123	$ 216,471
71-09-09-161-008.000-023	7123051-023	23c	0.17	510	3/15/2021	$ 167,000	$ 218,839	0.00	0.17	$ 260,881	123	$ 216,471
71-09-09-127-009.000-023	7123051-023	23c	0.16	510	3/10/2021	$ 200,000	$ 262,083	0.00	0.16	$ 335,577	123	$ 216,471
71-09-09-230-001.000-023	7123051-023	23c	0.24	510	1/8/2021	$ 170,000	$ 225,942	0.00	0.24	$ 189,853	123	$ 216,471
71-09-09-205-004.000-023	7123051-023	23c	0.11	510	12/16/2020	$ 118,000	$ 152,746	0.00	0.11	$ 267,858	123	$ 216,471
71-09-09-180-004.000-023	7123051-023	23c	0.09	510	10/26/2020	$ 130,000	$ 170,707	0.00	0.09	$ 360,271	123	$ 216,471
71-09-09-286-007.000-023	7123051-023	23c	0.11	510	9/2/2020	$ 99,150	$ 131,136	0.00	0.11	$ 246,219	123	$ 216,471
71-09-09-277-015.000-023	7123051-023	23c	0.11	510	7/17/2020	$ 73,100	$ 87,964	0.00	0.11	$ 165,160	123	$ 216,471
71-09-09-210-001.000-023	7123051-023	23c	0.23	510	7/9/2020	$ 119,000	$ 159,677	0.00	0.23	$ 138,089	123	$ 216,471
71-09-09-286-015.000-023	7123051-023	23c	0.11	510	4/1/2020	$ 105,000	$ 143,988	0.00	0.11	$ 270,348	123	$ 216,471
71-09-09-179-011.000-023	7123051-023	23c	0.12	510	3/19/2020	$ 135,000	$ 186,477	0.00	0.12	$ 307,163	123	$ 216,471
71-09-09-128-013.000-023	7123051-023	23c	0.11	510	12/20/2019	$ 87,500	$ 108,993	0.00	0.11	$ 195,381	123	$ 216,471
71-09-09-159-004.000-023	7123051-023	23c	0.12	510	6/21/2019	$ 70,000	$ 89,825	0.00	0.12	$ 153,322	123	$ 216,471
71-09-09-286-010.000-023	7123051-023	23c	0.11	510	6/21/2019	$ 105,000	$ 154,869	0.00	0.11	$ 290,779	123	$ 216,471
71-09-09-163-007.000-023	7123051-023	23c	0.13	510	5/14/2019	$ 97,000	$ 144,116	0.00	0.13	$ 216,471	123	$ 216,471

State Parcel Number	Neighborhood Code	Market Area	Acres	Property Class	Sale Date	Adj Sale Price	Time Adjusted Sale Price (TASP)	Res Excess Acres	Res Homesite/ Frontage Acres	TASP/Acre	NBHD Sale Count	Median TASP/Acre
71-09-10-253-002.000-023	7123052-023	23c	0.92	510	12/11/2024	$ 260,000	$ 260,000	0.00	0.92	$ 56,770	38	$ 140,659
71-09-10-279-014.000-023	7123052-023	23c	0.29	510	11/6/2024	$ 107,500	$ 107,554	0.00	0.29	$ 74,130	38	$ 140,659
71-09-10-279-013.000-023	7123052-023	23c	0.39	510	10/31/2024	$ 157,000	$ 157,834	0.00	0.39	$ 80,506	38	$ 140,659
71-09-10-255-011.000-023	7123052-023	23c	0.22	510	6/27/2024	$ 200,000	$ 204,172	0.00	0.22	$ 186,961	38	$ 140,659
71-09-10-228-009.000-023	7123052-023	23c	0.71	510	6/11/2024	$ 215,000	$ 218,918	0.00	0.71	$ 61,922	38	$ 140,659
71-09-10-226-019.000-023	7123052-023	23c	0.47	510	4/29/2024	$ 219,900	$ 225,726	0.00	0.47	$ 96,740	38	$ 140,659
71-09-10-255-015.000-023	7123052-023	23c	0.16	510	4/26/2024	$ 178,000	$ 183,422	0.00	0.16	$ 225,066	38	$ 140,659
71-09-10-178-023.000-023	7123052-023	23c	0.33	510	3/29/2024	$ 185,000	$ 191,591	0.00	0.33	$ 114,387	38	$ 140,659
71-09-10-251-012.000-023	7123052-023	23c	0.20	510	2/29/2024	$ 250,000	$ 258,900	0.00	0.20	$ 262,700	38	$ 140,659
71-09-10-252-001.000-023	7123052-023	23c	0.16	510	11/21/2023	$ 230,000	$ 241,640	0.00	0.16	$ 295,255	38	$ 140,659
71-09-10-254-001.000-023	7123052-023	23c	0.49	510	11/1/2023	$ 127,600	$ 132,514	0.00	0.49	$ 54,430	38	$ 140,659
71-09-10-179-016.000-023	7123052-023	23c	0.20	510	10/11/2023	$ 210,500	$ 222,274	0.00	0.20	$ 224,126	38	$ 140,659
71-09-10-203-010.000-023	7123052-023	23c	0.27	510	9/26/2023	$ 225,000	$ 238,816	0.00	0.27	$ 176,901	38	$ 140,659
71-09-10-279-004.000-023	7123052-023	23c	0.19	510	6/30/2023	$ 270,025	$ 291,262	0.00	0.19	$ 310,053	38	$ 140,659
71-09-10-279-015.000-023	7123052-023	23c	0.38	510	5/30/2023	$ 325,000	$ 348,759	0.00	0.38	$ 183,168	38	$ 140,659
71-09-10-203-009.000-023	7123052-023	23c	0.18	510	5/22/2023	$ 125,000	$ 133,857	0.00	0.18	$ 145,771	38	$ 140,659
71-09-10-276-001.000-023	7123052-023	23c	0.94	510	5/17/2023	$ 128,000	$ 137,070	0.00	0.94	$ 29,151	38	$ 140,659
71-09-10-255-020.000-023	7123052-023	23c	0.16	510	3/29/2023	$ 98,800	$ 106,997	0.00	0.16	$ 130,372	38	$ 140,659
71-09-10-130-006.000-023	7123052-023	23c	0.27	510	11/30/2022	$ 218,000	$ 244,830	0.00	0.27	$ 181,529	38	$ 140,659
71-09-10-205-014.000-023	7123052-023	23c	0.45	510	11/16/2022	$ 110,000	$ 121,980	0.00	0.45	$ 53,671	38	$ 140,659
71-09-10-276-010.000-023	7123052-023	23c	0.14	510	11/4/2022	$ 139,900	$ 155,136	0.00	0.14	$ 224,248	38	$ 140,659
71-09-10-203-021.000-023	7123052-023	23c	0.50	510	9/15/2022	$ 220,500	$ 250,647	0.00	0.50	$ 101,057	38	$ 140,659
71-09-10-277-008.000-023	7123052-023	23c	0.47	510	8/19/2022	$ 150,000	$ 174,592	0.00	0.47	$ 74,190	38	$ 140,659
71-09-10-228-014.000-023	7123052-023	23c	0.12	510	7/14/2022	$ 146,000	$ 171,094	0.00	0.12	$ 276,032	38	$ 140,659
71-09-10-226-018.000-023	7123052-023	23c	0.47	510	6/9/2022	$ 110,000	$ 125,868	0.00	0.47	$ 53,943	38	$ 140,659
71-09-10-203-007.000-023	7123052-023	23c	0.18	510	5/20/2022	$ 159,900	$ 189,965	0.00	0.18	$ 206,872	38	$ 140,659
71-09-10-401-012.000-023	7123052-023	23c	0.69	419	5/18/2022	$ 180,000	$ 213,844	0.00	0.00	$ 61,984	38	$ 140,659
71-09-10-228-006.000-023	7123052-023	23c	0.37	510	2/18/2022	$ 95,000	$ 111,594	0.00	0.37	$ 59,557	38	$ 140,659
71-09-10-203-020.000-023	7123052-023	23c	0.49	510	1/26/2022	$ 195,900	$ 239,271	0.00	0.49	$ 97,810	38	$ 140,659
71-09-10-253-005.000-023	7123052-023	23c	0.85	510	11/9/2021	$ 140,000	$ 167,811	0.00	0.85	$ 39,681	38	$ 140,659
71-09-10-226-014.000-023	7123052-023	23c	0.94	510	11/5/2021	$ 579,900	$ 682,390	0.00	0.94	$ 145,753	38	$ 140,659
71-09-10-155-002.000-023	7123052-023	23c	0.23	510	11/2/2021	$ 165,000	$ 204,366	0.00	0.23	$ 178,044	38	$ 140,659
71-09-10-205-016.000-023	7123052-023	23c	0.45	510	8/27/2021	$ 144,500	$ 182,788	0.00	0.45	$ 80,427	38	$ 140,659
71-09-10-178-009.000-023	7123052-023	23c	0.20	510	7/28/2021	$ 167,000	$ 212,743	0.00	0.20	$ 214,516	38	$ 140,659
71-09-10-254-009.000-023	7123052-023	23c	0.14	510	6/15/2021	$ 90,000	$ 102,727	0.00	0.14	$ 147,390	38	$ 140,659
71-09-10-205-006.000-023	7123052-023	23c	0.13	510	5/21/2021	$ 133,000	$ 166,174	0.00	0.13	$ 250,554	38	$ 140,659
71-09-10-179-014.000-023	7123052-023	23c	0.33	510	1/22/2021	$ 170,000	$ 225,942	0.00	0.33	$ 135,565	38	$ 140,659
71-09-10-179-003.000-023	7123052-023	23c	0.24	510	3/31/2020	$ 139,900	$ 193,245	0.00	0.24	$ 157,872	38	$ 140,659

State Parcel Number	Neighborhood Code	Market Area	Acres	Property Class	Sale Date	Adj Sale Price	Time Adjusted Sale Price (TASP)	Res Excess Acres	Res Homesite/ Frontage Acres	TASP/Acre	NBHD Sale Count	Median TASP/Acre
71-09-10-230-005.000-023	7123053-023	23a	0.15	540	12/27/2023	$ 18,500	$ 18,810	0.00	0.15	$ 24,829	8	$ 51,687
71-09-10-230-013.000-023	7123053-023	23a	0.17	540	5/17/2023	$ 82,543	$ 85,678	0.00	0.17	$ 98,734	8	$ 51,687
71-09-10-230-023.000-023	7123053-023	23a	0.16	540	1/31/2023	$ 15,600	$ 16,422	0.00	0.16	$ 20,439	8	$ 51,687
71-09-10-230-026.000-023	7123053-023	23a	0.21	540	12/30/2022	$ 40,500	$ 42,794	0.00	0.21	$ 40,515	8	$ 51,687
71-09-10-229-001.000-023	7123053-023	23a	0.19	540	9/13/2022	$ 42,000	$ 44,898	0.00	0.19	$ 46,350	8	$ 51,687
71-09-10-230-010.000-023	7123053-023	23a	0.16	540	12/26/2019	$ 45,000	$ 56,054	0.00	0.16	$ 68,300	8	$ 51,687
71-09-10-230-019.000-023	7123053-023	23a	0.17	540	11/18/2019	$ 44,500	$ 55,706	0.00	0.17	$ 64,709	8	$ 51,687
71-09-10-230-003.000-023	7123053-023	23a	0.15	540	8/1/2019	$ 34,000	$ 43,200	0.00	0.15	$ 57,024	8	$ 51,687

State Parcel Number	Neighborhood Code	Market Area	Acres	Property Class	Sale Date	Adj Sale Price	Time Adjusted Sale Price (TASP)	Res Excess Acres	Res Homesite/ Frontage Acres	TASP/Acre	NBHD Sale Count	Median TASP/Acre
71-09-09-383-001.000-023	7123054-023	23d	0.13	510	12/23/2024	$ 167,995	$ 167,995	0.00	0.13	$ 252,339	55	$ 292,444
71-09-09-384-003.000-023	7123054-023	23d	0.09	510	11/25/2024	$ 150,000	$ 150,361	0.00	0.09	$ 342,199	55	$ 292,444
71-09-09-377-015.000-023	7123054-023	23d	0.15	510	11/1/2024	$ 134,000	$ 134,067	0.00	0.15	$ 176,968	55	$ 292,444
71-09-09-381-005.000-023	7123054-023	23d	0.18	520	10/29/2024	$ 97,500	$ 97,654	0.00	0.18	$ 111,123	55	$ 292,444
71-09-09-384-004.000-023	7123054-023	23d	0.09	520	8/23/2024	$ 95,000	$ 95,497	0.00	0.09	$ 217,338	55	$ 292,444
71-09-09-356-003.000-023	7123054-023	23d	0.11	510	8/9/2024	$ 165,000	$ 167,044	0.00	0.11	$ 305,990	55	$ 292,444
71-09-09-356-001.000-023	7123054-023	23d	0.11	510	6/22/2024	$ 78,000	$ 78,348	0.00	0.11	$ 140,100	55	$ 292,444
71-09-09-378-015.000-023	7123054-023	23d	0.10	510	6/21/2024	$ 127,500	$ 128,843	0.00	0.10	$ 257,686	55	$ 292,444
71-09-09-387-011.000-023	7123054-023	23d	0.12	510	6/14/2024	$ 237,000	$ 241,319	0.00	0.12	$ 393,996	55	$ 292,444
71-09-09-378-009.000-023	7123054-023	23d	0.10	510	6/4/2024	$ 195,000	$ 199,068	0.00	0.10	$ 398,135	55	$ 292,444
71-09-09-386-014.000-023	7123054-023	23d	0.12	510	4/29/2024	$ 175,000	$ 180,331	0.00	0.12	$ 307,805	55	$ 292,444
71-09-09-387-003.000-023	7123054-023	23d	0.18	510	4/12/2024	$ 222,400	$ 228,292	0.00	0.18	$ 259,780	55	$ 292,444
71-09-09-384-013.000-023	7123054-023	23d	0.13	510	4/11/2024	$ 205,000	$ 211,244	0.00	0.13	$ 323,779	55	$ 292,444
71-09-09-381-010.000-023	7123054-023	23d	0.09	510	3/21/2024	$ 123,000	$ 125,578	0.00	0.09	$ 285,798	55	$ 292,444
71-09-09-378-021.000-023	7123054-023	23d	0.10	520	3/7/2024	$ 115,000	$ 117,410	0.00	0.10	$ 234,821	55	$ 292,444
71-09-09-377-009.000-023	7123054-023	23d	0.14	510	3/4/2024	$ 215,000	$ 221,654	0.00	0.14	$ 327,517	55	$ 292,444
71-09-09-383-018.000-023	7123054-023	23d	0.09	510	2/23/2024	$ 78,500	$ 79,439	0.00	0.09	$ 180,791	55	$ 292,444
71-09-09-376-008.000-023	7123054-023	23d	0.05	510	2/9/2024	$ 122,400	$ 125,459	0.00	0.05	$ 525,483	55	$ 292,444
71-09-09-357-005.000-023	7123054-023	23d	0.11	510	12/15/2023	$ 158,900	$ 167,220	0.00	0.11	$ 299,019	55	$ 292,444
71-09-09-357-002.000-023	7123054-023	23d	0.11	510	10/4/2023	$ 140,000	$ 146,083	0.00	0.11	$ 261,221	55	$ 292,444
71-09-09-383-019.000-023	7123054-023	23d	0.09	510	9/11/2023	$ 170,000	$ 182,019	0.00	0.09	$ 414,249	55	$ 292,444
71-09-09-384-010.000-023	7123054-023	23d	0.07	510	8/21/2023	$ 118,700	$ 125,097	0.00	0.07	$ 366,949	55	$ 292,444
71-09-09-381-004.000-023	7123054-023	23d	0.09	510	8/11/2023	$ 152,900	$ 164,692	0.00	0.09	$ 374,816	55	$ 292,444
71-09-09-387-014.000-023	7123054-023	23d	0.12	510	5/19/2023	$ 215,000	$ 233,200	0.00	0.12	$ 393,271	55	$ 292,444
71-09-09-380-003.000-023	7123054-023	23d	0.09	510	4/30/2023	$ 175,000	$ 193,233	0.00	0.09	$ 439,770	55	$ 292,444
71-09-09-356-012.000-023	7123054-023	23d	0.11	510	4/27/2023	$ 130,000	$ 139,989	0.00	0.11	$ 250,324	55	$ 292,444
71-09-09-377-017.000-023	7123054-023	23d	0.10	510	3/29/2023	$ 98,800	$ 106,997	0.00	0.10	$ 213,994	55	$ 292,444
71-09-09-387-012.000-023	7123054-023	23d	0.11	520	12/16/2022	$ 185,000	$ 209,643	0.00	0.11	$ 398,606	55	$ 292,444
71-09-09-380-009.000-023	7123054-023	23d	0.09	510	11/12/2022	$ 145,000	$ 165,407	0.00	0.09	$ 376,442	55	$ 292,444
71-09-09-357-006.000-023	7123054-023	23d	0.11	510	9/14/2022	$ 122,500	$ 137,527	0.00	0.11	$ 245,923	55	$ 292,444
71-09-09-304-005.000-023	7123054-023	23d	0.08	510	9/9/2022	$ 190,500	$ 220,239	0.00	0.08	$ 519,137	55	$ 292,444
71-09-09-383-013.000-023	7123054-023	23d	0.09	510	8/5/2022	$ 205,000	$ 238,608	0.00	0.09	$ 543,039	55	$ 292,444
71-09-09-356-011.000-023	7123054-023	23d	0.11	510	6/15/2022	$ 215,906	$ 249,997	0.00	0.11	$ 447,039	55	$ 292,444
71-09-09-387-007.000-023	7123054-023	23d	0.26	510	5/23/2022	$ 347,500	$ 396,303	0.00	0.26	$ 300,644	55	$ 292,444
71-09-09-305-003.000-023	7123054-023	23d	0.09	510	11/15/2021	$ 75,000	$ 83,664	0.00	0.09	$ 182,038	55	$ 292,444
71-09-09-380-019.000-023	7123054-023	23d	0.13	510	9/2/2021	$ 155,000	$ 194,695	0.00	0.13	$ 292,444	55	$ 292,444
71-09-09-386-001.000-023	7123054-023	23d	0.07	510	9/2/2021	$ 65,000	$ 73,169	0.00	0.07	$ 219,810	55	$ 292,444
71-09-09-356-009.000-023	7123054-023	23d	0.17	510	7/27/2021	$ 180,000	$ 229,304	0.00	0.17	$ 273,357	55	$ 292,444
71-09-09-377-001.000-023	7123054-023	23d	0.20	510	6/15/2021	$ 195,500	$ 250,813	0.00	0.20	$ 250,813	55	$ 292,444
71-09-09-384-009.000-023	7123054-023	23d	0.11	510	5/19/2021	$ 119,000	$ 148,682	0.00	0.11	$ 276,422	55	$ 292,444
71-09-09-386-002.000-023	7123054-023	23d	0.07	510	5/6/2021	$ 159,000	$ 205,432	0.00	0.07	$ 617,144	55	$ 292,444
71-09-09-380-010.000-023	7123054-023	23d	0.09	510	4/30/2021	$ 174,500	$ 227,057	0.00	0.09	$ 516,748	55	$ 292,444
71-09-09-380-016.000-023	7123054-023	23d	0.09	510	1/20/2021	$ 72,750	$ 85,029	0.00	0.09	$ 193,514	55	$ 292,444
71-09-09-357-011.000-023	7123054-023	23d	0.11	510	11/20/2020	$ 116,000	$ 151,235	0.00	0.11	$ 270,434	55	$ 292,444
71-09-09-383-016.000-023	7123054-023	23d	0.09	510	11/19/2020	$ 116,000	$ 151,235	0.00	0.09	$ 344,189	55	$ 292,444
71-09-09-387-009.000-023	7123054-023	23d	0.13	510	10/28/2020	$ 194,000	$ 263,358	0.00	0.13	$ 395,581	55	$ 292,444
71-09-09-357-001.000-023	7123054-023	23d	0.11	510	10/4/2020	$ 135,000	$ 177,273	0.00	0.11	$ 316,995	55	$ 292,444
71-09-09-303-010.000-023	7123054-023	23d	0.11	510	6/30/2020	$ 105,500	$ 142,590	0.00	0.11	$ 252,080	55	$ 292,444
71-09-09-387-008.000-023	7123054-023	23d	0.18	510	6/26/2020	$ 115,000	$ 155,430	0.00	0.18	$ 176,868	55	$ 292,444
71-09-09-356-010.000-023	7123054-023	23d	0.11	510	2/12/2020	$ 132,000	$ 183,664	0.00	0.11	$ 328,423	55	$ 292,444
71-09-09-386-007.000-023	7123054-023	23d	0.11	510	9/30/2019	$ 131,000	$ 189,037	0.00	0.11	$ 354,933	55	$ 292,444
71-09-09-377-008.000-023	7123054-023	23d	0.10	510	9/9/2019	$ 87,000	$ 109,994	0.00	0.10	$ 219,988	55	$ 292,444
71-09-09-378-011.000-023	7123054-023	23d	0.15	510	7/19/2019	$ 106,000	$ 155,209	0.00	0.15	$ 204,876	55	$ 292,444
71-09-09-383-003.000-023	7123054-023	23d	0.13	510	6/21/2019	$ 77,500	$ 99,449	0.00	0.13	$ 149,379	55	$ 292,444
71-09-09-356-007.000-023	7123054-023	23d	0.11	510	4/22/2019	$ 100,000	$ 149,658	0.00	0.11	$ 267,615	55	$ 292,444

State Parcel Number	Neighborhood Code	Market Area	Acres	Property Class	Sale Date	Adj Sale Price	Time Adjusted Sale Price (TASP)	Res Excess Acres	Res Homesite/ Frontage Acres	TASP/Acre	NBHD Sale Count	Median TASP/Acre
71-09-17-380-018.000-023	7123055-023	23c	0.21	510	12/24/2024	$ 118,000	$ 118,000	0.00	0.21	$ 111,692	235	$ 242,783
71-09-17-458-003.000-023	7123055-023	23c	0.10	510	12/2/2024	$ 92,000	$ 92,000	0.00	0.10	$ 178,748	235	$ 242,783
71-09-17-357-020.000-023	7123055-023	23c	0.11	510	11/15/2024	$ 149,816	$ 150,176	0.00	0.11	$ 281,968	235	$ 242,783
71-09-17-353-001.000-023	7123055-023	23c	0.21	510	11/14/2024	$ 153,000	$ 153,368	0.00	0.21	$ 145,233	235	$ 242,783
71-09-17-357-011.000-023	7123055-023	23c	0.11	510	11/14/2024	$ 100,000	$ 100,050	0.00	0.11	$ 187,852	235	$ 242,783
71-09-17-351-005.000-023	7123055-023	23c	0.11	510	11/8/2024	$ 110,900	$ 110,955	0.00	0.11	$ 208,328	235	$ 242,783
71-09-17-358-001.000-023	7123055-023	23c	0.11	510	11/8/2024	$ 139,500	$ 139,570	0.00	0.11	$ 262,053	235	$ 242,783
71-09-17-359-003.000-023	7123055-023	23c	0.11	510	11/8/2024	$ 112,500	$ 112,556	0.00	0.11	$ 211,333	235	$ 242,783
71-09-17-353-026.000-023	7123055-023	23c	0.11	510	11/5/2024	$ 117,500	$ 117,559	0.00	0.11	$ 220,726	235	$ 242,783
71-09-17-161-002.000-023	7123055-023	23c	0.13	510	11/1/2024	$ 191,500	$ 191,960	0.00	0.13	$ 302,963	235	$ 242,783
71-09-17-431-009.000-023	7123055-023	23c	0.11	510	11/1/2024	$ 173,000	$ 173,416	0.00	0.11	$ 320,085	235	$ 242,783
71-09-17-380-021.000-023	7123055-023	23c	0.11	510	10/25/2024	$ 114,000	$ 114,180	0.00	0.11	$ 216,154	235	$ 242,783
71-09-17-358-027.000-023	7123055-023	23c	0.10	510	10/22/2024	$ 146,000	$ 146,775	0.00	0.10	$ 295,995	235	$ 242,783
71-09-17-360-007.000-023	7123055-023	23c	0.14	510	10/21/2024	$ 140,000	$ 140,221	0.00	0.14	$ 200,922	235	$ 242,783
71-09-17-476-001.000-023	7123055-023	23c	0.11	510	10/18/2024	$ 85,000	$ 85,035	0.00	0.11	$ 161,049	235	$ 242,783
71-09-17-377-014.000-023	7123055-023	23c	0.11	510	10/10/2024	$ 90,000	$ 90,037	0.00	0.11	$ 167,607	235	$ 242,783
71-09-17-352-025.000-023	7123055-023	23c	0.21	510	9/25/2024	$ 90,000	$ 90,094	0.00	0.21	$ 84,580	235	$ 242,783
71-09-17-334-003.000-023	7123055-023	23c	0.12	510	9/23/2024	$ 210,000	$ 211,614	0.00	0.12	$ 365,792	235	$ 242,783
71-09-17-160-012.000-023	7123055-023	23c	0.13	510	8/30/2024	$ 68,000	$ 68,133	0.00	0.13	$ 107,531	235	$ 242,783
71-09-17-330-006.000-023	7123055-023	23c	0.18	510	8/30/2024	$ 178,000	$ 180,205	0.00	0.18	$ 200,248	235	$ 242,783
71-09-17-452-021.000-023	7123055-023	23c	0.11	510	8/30/2024	$ 114,900	$ 115,501	0.00	0.11	$ 218,655	235	$ 242,783
71-09-17-381-011.000-023	7123055-023	23c	0.10	510	8/15/2024	$ 135,000	$ 135,706	0.00	0.10	$ 259,271	235	$ 242,783
71-09-17-384-019.000-023	7123055-023	23c	0.12	510	7/29/2024	$ 139,000	$ 140,070	0.00	0.12	$ 236,491	235	$ 242,783
71-09-17-462-004.000-023	7123055-023	23c	0.12	510	7/29/2024	$ 175,000	$ 177,882	0.00	0.12	$ 307,483	235	$ 242,783
71-09-17-159-022.000-023	7123055-023	23c	0.13	510	7/26/2024	$ 165,000	$ 167,717	0.00	0.13	$ 264,701	235	$ 242,783
71-09-17-333-005.000-023	7123055-023	23c	0.10	510	7/25/2024	$ 100,000	$ 100,770	0.00	0.10	$ 209,024	235	$ 242,783
71-09-17-160-022.000-023	7123055-023	23c	0.26	510	7/24/2024	$ 149,000	$ 151,454	0.00	0.26	$ 116,602	235	$ 242,783
71-09-17-478-011.000-023	7123055-023	23c	0.11	510	7/17/2024	$ 48,900	$ 49,051	0.00	0.11	$ 91,311	235	$ 242,783
71-09-17-456-006.000-023	7123055-023	23c	0.10	510	7/16/2024	$ 185,000	$ 188,047	0.00	0.10	$ 365,359	235	$ 242,783
71-09-17-378-015.000-023	7123055-023	23c	0.11	510	7/9/2024	$ 145,000	$ 147,388	0.00	0.11	$ 274,369	235	$ 242,783
71-09-17-410-019.000-023	7123055-023	23c	0.11	510	7/9/2024	$ 180,000	$ 182,964	0.00	0.11	$ 335,152	235	$ 242,783
71-09-17-457-005.000-023	7123055-023	23c	0.21	510	7/1/2024	$ 152,500	$ 155,012	0.00	0.21	$ 150,587	235	$ 242,783
71-09-17-377-005.000-023	7123055-023	23c	0.11	510	6/28/2024	$ 112,466	$ 113,651	0.00	0.11	$ 204,994	235	$ 242,783
71-09-17-452-020.000-023	7123055-023	23c	0.21	510	6/28/2024	$ 135,315	$ 136,740	0.00	0.21	$ 129,431	235	$ 242,783
71-09-17-179-010.000-023	7123055-023	23c	0.16	510	6/27/2024	$ 210,000	$ 213,827	0.00	0.16	$ 275,490	235	$ 242,783
71-09-17-377-004.000-023	7123055-023	23c	0.11	510	6/24/2024	$ 156,151	$ 159,408	0.00	0.11	$ 287,528	235	$ 242,783
71-09-17-381-019.000-023	7123055-023	23c	0.10	510	6/18/2024	$ 160,000	$ 163,338	0.00	0.10	$ 312,061	235	$ 242,783
71-09-17-310-005.000-023	7123055-023	23c	0.11	510	6/4/2024	$ 148,500	$ 151,598	0.00	0.11	$ 277,695	235	$ 242,783
71-09-17-358-004.000-023	7123055-023	23c	0.11	510	5/30/2024	$ 119,900	$ 121,543	0.00	0.11	$ 228,208	235	$ 242,783
71-09-17-481-009.000-023	7123055-023	23c	0.10	510	5/29/2024	$ 85,000	$ 85,514	0.00	0.10	$ 166,147	235	$ 242,783
71-09-17-481-008.000-023	7123055-023	23c	0.10	510	5/16/2024	$ 129,400	$ 131,174	0.00	0.10	$ 254,859	235	$ 242,783
71-09-17-159-023.000-023	7123055-023	23c	0.13	510	5/8/2024	$ 150,000	$ 153,830	0.00	0.13	$ 242,783	235	$ 242,783
71-09-17-335-017.000-023	7123055-023	23c	0.12	510	4/26/2024	$ 175,600	$ 180,949	0.00	0.12	$ 311,546	235	$ 242,783
71-09-17-309-011.000-023	7123055-023	23c	0.11	510	4/25/2024	$ 164,000	$ 168,996	0.00	0.11	$ 309,564	235	$ 242,783
71-09-17-381-018.000-023	7123055-023	23c	0.10	510	4/23/2024	$ 110,500	$ 112,400	0.00	0.10	$ 214,743	235	$ 242,783
71-09-17-353-006.000-023	7123055-023	23c	0.11	510	4/12/2024	$ 181,000	$ 186,513	0.00	0.11	$ 353,242	235	$ 242,783
71-09-17-358-021.000-023	7123055-023	23c	0.11	510	4/10/2024	$ 138,400	$ 140,779	0.00	0.11	$ 264,324	235	$ 242,783
71-09-17-334-012.000-023	7123055-023	23c	0.19	510	4/5/2024	$ 135,000	$ 137,321	0.00	0.19	$ 146,610	235	$ 242,783
71-09-17-359-010.000-023	7123055-023	23c	0.11	510	3/28/2024	$ 82,000	$ 82,804	0.00	0.11	$ 155,471	235	$ 242,783
71-09-17-454-009.000-023	7123055-023	23c	0.11	510	3/28/2024	$ 206,500	$ 212,891	0.00	0.11	$ 403,023	235	$ 242,783
71-09-17-381-023.000-023	7123055-023	23c	0.18	510	3/6/2024	$ 149,215	$ 154,531	0.00	0.18	$ 169,984	235	$ 242,783
71-09-17-411-010.000-023	7123055-023	23c	0.22	510	3/4/2024	$ 211,000	$ 217,530	0.00	0.22	$ 200,754	235	$ 242,783
71-09-17-412-001.000-023	7123055-023	23c	0.11	510	2/22/2024	$ 169,000	$ 175,930	0.00	0.11	$ 324,726	235	$ 242,783
71-09-17-434-007.000-023	7123055-023	23c	0.10	510	2/22/2024	$ 145,000	$ 150,946	0.00	0.10	$ 300,926	235	$ 242,783
71-09-17-162-004.000-023	7123055-023	23c	0.13	510	2/21/2024	$ 152,000	$ 158,233	0.00	0.13	$ 241,001	235	$ 242,783
71-09-17-334-002.000-023	7123055-023	23c	0.22	510	2/9/2024	$ 152,290	$ 158,535	0.00	0.22	$ 142,977	235	$ 242,783
71-09-17-383-011.000-023	7123055-023	23c	0.11	510	1/26/2024	$ 120,000	$ 123,513	0.00	0.11	$ 224,175	235	$ 242,783
71-09-17-453-023.000-023	7123055-023	23c	0.11	510	1/11/2024	$ 80,000	$ 81,142	0.00	0.11	$ 149,769	235	$ 242,783
71-09-17-310-018.000-023	7123055-023	23c	0.21	510	1/4/2024	$ 206,000	$ 214,329	0.00	0.21	$ 202,960	235	$ 242,783
71-09-17-476-023.000-023	7123055-023	23c	0.11	510	12/20/2023	$ 160,000	$ 168,378	0.00	0.11	$ 310,786	235	$ 242,783
71-09-17-456-021.000-023	7123055-023	23c	0.10	510	12/19/2023	$ 138,500	$ 143,179	0.00	0.10	$ 278,185	235	$ 242,783
71-09-17-309-015.000-023	7123055-023	23c	0.10	510	12/13/2023	$ 118,000	$ 121,987	0.00	0.10	$ 254,489	235	$ 242,783
71-09-17-432-005.000-023	7123055-023	23c	0.11	510	12/13/2023	$ 145,000	$ 152,592	0.00	0.11	$ 281,650	235	$ 242,783
71-09-17-378-010.000-023	7123055-023	23c	0.11	510	12/12/2023	$ 95,000	$ 98,210	0.00	0.11	$ 178,250	235	$ 242,783

State Parcel Number	Neighborhood Code	Market Area	Acres	Property Class	Sale Date	Adj Sale Price	Time Adjusted Sale Price (TASP)	Res Excess Acres	Res Homesite/ Frontage Acres	TASP/Acre	NBHD Sale Count	Median TASP/Acre
71-09-17-379-021.000-023	7123055-023	23c	0.11	510	12/12/2023	$ 155,000	$ 163,116	0.00	0.11	$ 296,055	235	$ 242,783
71-09-17-360-008.000-023	7123055-023	23c	0.14	510	10/30/2023	$ 139,900	$ 145,978	0.00	0.14	$ 209,171	235	$ 242,783
71-09-17-161-015.000-023	7123055-023	23c	0.13	510	10/19/2023	$ 176,900	$ 188,297	0.00	0.13	$ 297,181	235	$ 242,783
71-09-17-335-010.000-023	7123055-023	23c	0.11	510	10/13/2023	$ 147,500	$ 157,003	0.00	0.11	$ 284,960	235	$ 242,783
71-09-17-159-030.000-023	7123055-023	23c	0.13	510	10/10/2023	$ 122,000	$ 127,301	0.00	0.13	$ 196,013	235	$ 242,783
71-09-17-355-008.000-023	7123055-023	23c	0.14	510	9/22/2023	$ 182,000	$ 194,867	0.00	0.14	$ 286,384	235	$ 242,783
71-09-17-378-007.000-023	7123055-023	23c	0.11	510	9/15/2023	$ 122,000	$ 127,926	0.00	0.11	$ 232,186	235	$ 242,783
71-09-17-379-019.000-023	7123055-023	23c	0.07	510	9/15/2023	$ 98,000	$ 102,760	0.00	0.07	$ 279,765	235	$ 242,783
71-09-17-333-001.000-023	7123055-023	23c	0.23	510	9/5/2023	$ 127,000	$ 133,169	0.00	0.23	$ 118,132	235	$ 242,783
71-09-17-336-006.000-023	7123055-023	23c	0.11	510	9/5/2023	$ 134,900	$ 141,453	0.00	0.11	$ 256,737	235	$ 242,783
71-09-17-352-001.000-023	7123055-023	23c	0.11	510	8/31/2023	$ 135,000	$ 142,275	0.00	0.11	$ 269,458	235	$ 242,783
71-09-17-455-018.000-023	7123055-023	23c	0.16	510	8/25/2023	$ 100,000	$ 105,389	0.00	0.16	$ 131,164	235	$ 242,783
71-09-17-379-020.000-023	7123055-023	23c	0.11	510	7/18/2023	$ 126,300	$ 133,800	0.00	0.11	$ 242,846	235	$ 242,783
71-09-17-453-019.000-023	7123055-023	23c	0.11	510	7/18/2023	$ 74,900	$ 77,243	0.00	0.11	$ 146,228	235	$ 242,783
71-09-17-455-002.000-023	7123055-023	23c	0.11	510	7/18/2023	$ 116,000	$ 122,888	0.00	0.11	$ 215,847	235	$ 242,783
71-09-17-378-009.000-023	7123055-023	23c	0.11	510	6/30/2023	$ 152,500	$ 166,285	0.00	0.11	$ 314,930	235	$ 242,783
71-09-17-358-002.000-023	7123055-023	23c	0.11	510	6/26/2023	$ 135,000	$ 143,780	0.00	0.11	$ 269,959	235	$ 242,783
71-09-17-160-007.000-023	7123055-023	23c	0.13	510	6/16/2023	$ 133,000	$ 141,650	0.00	0.13	$ 223,560	235	$ 242,783
71-09-17-383-022.000-023	7123055-023	23c	0.10	510	6/16/2023	$ 140,000	$ 149,105	0.00	0.10	$ 284,870	235	$ 242,783
71-09-17-353-027.000-023	7123055-023	23c	0.11	510	6/15/2023	$ 123,000	$ 131,000	0.00	0.11	$ 245,963	235	$ 242,783
71-09-17-356-013.000-023	7123055-023	23c	0.11	510	6/9/2023	$ 124,999	$ 133,129	0.00	0.11	$ 243,863	235	$ 242,783
71-09-17-426-006.000-023	7123055-023	23c	0.15	510	6/8/2023	$ 165,000	$ 179,915	0.00	0.15	$ 245,985	235	$ 242,783
71-09-17-357-027.000-023	7123055-023	23c	0.32	510	6/7/2023	$ 190,000	$ 207,175	0.00	0.32	$ 129,663	235	$ 242,783
71-09-17-457-017.000-023	7123055-023	23c	0.15	510	6/2/2023	$ 72,000	$ 74,489	0.00	0.15	$ 96,484	235	$ 242,783
71-09-17-359-009.000-023	7123055-023	23c	0.11	510	5/30/2023	$ 110,000	$ 117,795	0.00	0.11	$ 221,169	235	$ 242,783
71-09-17-328-005.000-023	7123055-023	23c	0.10	510	5/25/2023	$ 145,500	$ 159,646	0.00	0.10	$ 308,528	235	$ 242,783
71-09-17-337-002.000-023	7123055-023	23c	0.11	510	5/15/2023	$ 125,000	$ 133,857	0.00	0.11	$ 241,441	235	$ 242,783
71-09-17-452-019.000-023	7123055-023	23c	0.11	510	5/5/2023	$ 144,900	$ 158,988	0.00	0.11	$ 300,980	235	$ 242,783
71-09-17-337-013.000-023	7123055-023	23c	0.22	510	4/28/2023	$ 155,000	$ 171,149	0.00	0.22	$ 155,317	235	$ 242,783
71-09-17-378-019.000-023	7123055-023	23c	0.11	510	4/28/2023	$ 146,000	$ 161,211	0.00	0.11	$ 292,598	235	$ 242,783
71-09-17-380-008.000-023	7123055-023	23c	0.12	510	4/11/2023	$ 145,000	$ 160,107	0.00	0.12	$ 276,758	235	$ 242,783
71-09-17-410-013.000-023	7123055-023	23c	0.11	510	4/7/2023	$ 140,000	$ 150,757	0.00	0.11	$ 278,263	235	$ 242,783
71-09-17-312-002.000-023	7123055-023	23c	0.10	510	4/6/2023	$ 132,752	$ 142,952	0.00	0.10	$ 284,990	235	$ 242,783
71-09-17-160-005.000-023	7123055-023	23c	0.13	510	3/29/2023	$ 98,800	$ 106,997	0.00	0.13	$ 168,869	235	$ 242,783
71-09-17-309-002.000-023	7123055-023	23c	0.07	510	3/29/2023	$ 98,800	$ 106,997	0.00	0.07	$ 292,031	235	$ 242,783
71-09-17-336-004.000-023	7123055-023	23c	0.11	510	3/29/2023	$ 134,600	$ 145,767	0.00	0.11	$ 262,923	235	$ 242,783
71-09-17-337-008.000-023	7123055-023	23c	0.11	510	3/29/2023	$ 134,600	$ 145,767	0.00	0.11	$ 264,567	235	$ 242,783
71-09-17-357-001.000-023	7123055-023	23c	0.11	510	3/29/2023	$ 98,800	$ 106,997	0.00	0.11	$ 200,896	235	$ 242,783
71-09-17-358-025.000-023	7123055-023	23c	0.13	510	3/29/2023	$ 134,600	$ 145,767	0.00	0.13	$ 223,421	235	$ 242,783
71-09-17-376-020.000-023	7123055-023	23c	0.10	510	3/29/2023	$ 98,800	$ 106,997	0.00	0.10	$ 213,407	235	$ 242,783
71-09-17-431-008.000-023	7123055-023	23c	0.11	510	3/29/2023	$ 98,800	$ 106,997	0.00	0.11	$ 197,492	235	$ 242,783
71-09-17-431-020.000-023	7123055-023	23c	0.11	510	3/29/2023	$ 98,800	$ 106,997	0.00	0.11	$ 191,329	235	$ 242,783
71-09-17-455-005.000-023	7123055-023	23c	0.11	510	3/29/2023	$ 141,500	$ 153,240	0.00	0.11	$ 269,158	235	$ 242,783
71-09-17-479-011.000-023	7123055-023	23c	0.10	510	3/29/2023	$ 98,800	$ 106,997	0.00	0.10	$ 207,840	235	$ 242,783
71-09-17-480-008.000-023	7123055-023	23c	0.10	510	3/29/2023	$ 134,600	$ 145,767	0.00	0.10	$ 283,214	235	$ 242,783
71-09-17-303-005.000-023	7123055-023	23c	0.13	520	3/28/2023	$ 190,000	$ 211,141	0.00	0.13	$ 333,235	235	$ 242,783
71-09-17-457-008.000-023	7123055-023	23c	0.21	510	3/10/2023	$ 120,000	$ 129,956	0.00	0.21	$ 126,246	235	$ 242,783
71-09-17-408-003.000-023	7123055-023	23c	0.14	510	3/3/2023	$ 180,000	$ 200,028	0.00	0.14	$ 283,356	235	$ 242,783
71-09-17-485-001.000-023	7123055-023	23c	0.17	510	3/1/2023	$ 88,000	$ 91,972	0.00	0.17	$ 107,696	235	$ 242,783
71-09-17-409-010.000-023	7123055-023	23c	0.16	510	2/24/2023	$ 150,700	$ 168,553	0.00	0.16	$ 209,776	235	$ 242,783
71-09-17-310-017.000-023	7123055-023	23c	0.10	510	2/15/2023	$ 135,000	$ 147,048	0.00	0.10	$ 309,441	235	$ 242,783
71-09-17-451-012.000-023	7123055-023	23c	0.16	510	2/3/2023	$ 117,000	$ 127,441	0.00	0.16	$ 159,521	235	$ 242,783
71-09-17-378-012.000-023	7123055-023	23c	0.11	510	1/17/2023	$ 119,000	$ 130,384	0.00	0.11	$ 242,714	235	$ 242,783
71-09-17-459-004.000-023	7123055-023	23c	0.11	510	1/6/2023	$ 127,000	$ 139,149	0.00	0.11	$ 252,555	235	$ 242,783
71-09-17-311-018.000-023	7123055-023	23c	0.11	510	1/3/2023	$ 126,000	$ 138,053	0.00	0.11	$ 255,082	235	$ 242,783
71-09-17-454-017.000-023	7123055-023	23c	0.11	510	12/19/2022	$ 95,000	$ 104,710	0.00	0.11	$ 193,271	235	$ 242,783
71-09-17-310-015.000-023	7123055-023	23c	0.21	510	12/15/2022	$ 170,000	$ 192,645	0.00	0.21	$ 182,426	235	$ 242,783
71-09-17-451-028.000-023	7123055-023	23c	0.12	510	12/15/2022	$ 95,000	$ 104,710	0.00	0.12	$ 181,000	235	$ 242,783
71-09-17-452-009.000-023	7123055-023	23c	0.11	510	12/12/2022	$ 130,000	$ 143,288	0.00	0.11	$ 271,258	235	$ 242,783
71-09-17-482-005.000-023	7123055-023	23c	0.10	510	12/9/2022	$ 110,000	$ 121,244	0.00	0.10	$ 231,640	235	$ 242,783
71-09-17-381-026.000-023	7123055-023	23c	0.21	510	11/23/2022	$ 132,000	$ 146,375	0.00	0.21	$ 136,242	235	$ 242,783
71-09-17-327-003.000-023	7123055-023	23c	0.13	510	11/16/2022	$ 167,000	$ 190,503	0.00	0.13	$ 303,968	235	$ 242,783
71-09-17-377-016.000-023	7123055-023	23c	0.11	510	11/10/2022	$ 126,000	$ 139,722	0.00	0.11	$ 253,595	235	$ 242,783
71-09-17-453-003.000-023	7123055-023	23c	0.11	510	11/9/2022	$ 107,000	$ 118,653	0.00	0.11	$ 219,236	235	$ 242,783

State Parcel Number	Neighborhood Code	Market Area	Acres	Property Class	Sale Date	Adj Sale Price	Time Adjusted Sale Price (TASP)	Res Excess Acres	Res Homesite/ Frontage Acres	TASP/Acre	NBHD Sale Count	Median TASP/Acre
71-09-17-452-002.000-023	7123055-023	23c	0.11	510	10/26/2022	$ 140,000	$ 156,201	0.00	0.11	$ 281,744	235	$ 242,783
71-09-17-433-009.000-023	7123055-023	23c	0.11	510	10/24/2022	$ 105,000	$ 117,151	0.00	0.11	$ 209,144	235	$ 242,783
71-09-17-358-012.000-023	7123055-023	23c	0.13	510	10/14/2022	$ 144,900	$ 166,399	0.00	0.13	$ 265,896	235	$ 242,783
71-09-17-479-023.000-023	7123055-023	23c	0.10	510	10/13/2022	$ 100,000	$ 111,572	0.00	0.10	$ 216,728	235	$ 242,783
71-09-17-180-003.000-023	7123055-023	23c	0.18	510	10/12/2022	$ 120,000	$ 133,887	0.00	0.18	$ 148,589	235	$ 242,783
71-09-17-454-012.000-023	7123055-023	23c	0.11	510	10/3/2022	$ 91,642	$ 102,247	0.00	0.11	$ 193,564	235	$ 242,783
71-09-17-335-013.000-023	7123055-023	23c	0.11	510	9/27/2022	$ 95,000	$ 106,654	0.00	0.11	$ 193,577	235	$ 242,783
71-09-17-356-008.000-023	7123055-023	23c	0.11	510	9/23/2022	$ 148,000	$ 171,104	0.00	0.11	$ 321,262	235	$ 242,783
71-09-17-332-003.000-023	7123055-023	23c	0.16	510	9/22/2022	$ 160,000	$ 184,977	0.00	0.16	$ 238,320	235	$ 242,783
71-09-17-334-013.000-023	7123055-023	23c	0.09	510	9/13/2022	$ 120,000	$ 134,721	0.00	0.09	$ 287,668	235	$ 242,783
71-09-17-431-015.000-023	7123055-023	23c	0.11	510	8/31/2022	$ 132,500	$ 149,691	0.00	0.11	$ 276,295	235	$ 242,783
71-09-17-354-012.000-023	7123055-023	23c	0.16	510	8/26/2022	$ 112,000	$ 126,531	0.00	0.16	$ 158,382	235	$ 242,783
71-09-17-451-019.000-023	7123055-023	23c	0.16	510	8/26/2022	$ 140,000	$ 158,164	0.00	0.16	$ 196,847	235	$ 242,783
71-09-17-327-014.000-023	7123055-023	23c	0.26	510	8/18/2022	$ 125,000	$ 141,218	0.00	0.26	$ 108,779	235	$ 242,783
71-09-17-480-004.000-023	7123055-023	23c	0.10	510	8/16/2022	$ 142,000	$ 160,424	0.00	0.10	$ 311,690	235	$ 242,783
71-09-17-455-003.000-023	7123055-023	23c	0.11	510	8/12/2022	$ 127,250	$ 143,760	0.00	0.11	$ 252,508	235	$ 242,783
71-09-17-308-015.000-023	7123055-023	23c	0.11	510	8/9/2022	$ 107,000	$ 120,883	0.00	0.11	$ 221,431	235	$ 242,783
71-09-17-326-003.000-023	7123055-023	23c	0.12	510	7/29/2022	$ 158,000	$ 185,157	0.00	0.12	$ 314,809	235	$ 242,783
71-09-17-378-023.000-023	7123055-023	23c	0.11	510	7/29/2022	$ 118,000	$ 134,159	0.00	0.11	$ 249,742	235	$ 242,783
71-09-17-384-005.000-023	7123055-023	23c	0.12	510	7/29/2022	$ 131,000	$ 148,939	0.00	0.12	$ 247,625	235	$ 242,783
71-09-17-383-006.000-023	7123055-023	23c	0.10	510	7/28/2022	$ 130,600	$ 148,484	0.00	0.10	$ 283,684	235	$ 242,783
71-09-17-410-011.000-023	7123055-023	23c	0.11	510	7/28/2022	$ 126,000	$ 143,255	0.00	0.11	$ 264,415	235	$ 242,783
71-09-17-451-027.000-023	7123055-023	23c	0.12	510	7/22/2022	$ 145,000	$ 169,922	0.00	0.12	$ 293,724	235	$ 242,783
71-09-17-161-011.000-023	7123055-023	23c	0.13	510	7/20/2022	$ 172,000	$ 201,563	0.00	0.13	$ 310,359	235	$ 242,783
71-09-17-335-004.000-023	7123055-023	23c	0.11	510	7/19/2022	$ 120,000	$ 136,433	0.00	0.11	$ 246,087	235	$ 242,783
71-09-17-351-027.000-023	7123055-023	23c	0.11	510	6/24/2022	$ 110,000	$ 125,868	0.00	0.11	$ 236,328	235	$ 242,783
71-09-17-383-015.000-023	7123055-023	23c	0.14	510	6/22/2022	$ 130,600	$ 149,440	0.00	0.14	$ 212,732	235	$ 242,783
71-09-17-308-018.000-023	7123055-023	23c	0.11	510	6/10/2022	$ 150,000	$ 176,986	0.00	0.11	$ 335,197	235	$ 242,783
71-09-17-455-016.000-023	7123055-023	23c	0.16	510	6/8/2022	$ 98,000	$ 112,137	0.00	0.16	$ 140,364	235	$ 242,783
71-09-17-405-002.000-023	7123055-023	23c	0.15	520	6/8/2022	$ 74,000	$ 80,078	0.00	0.15	$ 109,348	235	$ 242,783
71-09-17-337-020.000-023	7123055-023	23c	0.11	510	6/6/2022	$ 130,000	$ 148,753	0.00	0.11	$ 268,309	235	$ 242,783
71-09-17-162-012.000-023	7123055-023	23c	0.18	510	5/31/2022	$ 168,000	$ 199,588	0.00	0.18	$ 221,505	235	$ 242,783
71-09-17-453-024.000-023	7123055-023	23c	0.11	510	5/24/2022	$ 135,000	$ 155,478	0.00	0.11	$ 286,976	235	$ 242,783
71-09-17-458-018.000-023	7123055-023	23c	0.10	510	5/16/2022	$ 131,500	$ 151,447	0.00	0.10	$ 294,249	235	$ 242,783
71-09-17-304-010.000-023	7123055-023	23c	0.16	510	5/13/2022	$ 160,000	$ 190,084	0.00	0.16	$ 244,972	235	$ 242,783
71-09-17-412-010.000-023	7123055-023	23c	0.11	510	5/3/2022	$ 155,000	$ 184,144	0.00	0.11	$ 339,887	235	$ 242,783
71-09-17-378-004.000-023	7123055-023	23c	0.11	510	4/24/2022	$ 110,000	$ 127,516	0.00	0.11	$ 230,003	235	$ 242,783
71-09-17-412-004.000-023	7123055-023	23c	0.22	510	4/1/2022	$ 137,000	$ 158,815	0.00	0.22	$ 146,567	235	$ 242,783
71-09-17-432-015.000-023	7123055-023	23c	0.22	510	3/31/2022	$ 145,000	$ 174,658	0.00	0.22	$ 161,188	235	$ 242,783
71-09-17-159-027.000-023	7123055-023	23c	0.13	510	3/23/2022	$ 150,000	$ 180,680	0.00	0.13	$ 285,160	235	$ 242,783
71-09-17-455-023.000-023	7123055-023	23c	0.16	510	3/17/2022	$ 121,000	$ 141,195	0.00	0.16	$ 175,727	235	$ 242,783
71-09-17-451-022.000-023	7123055-023	23c	0.16	510	3/4/2022	$ 100,000	$ 116,690	0.00	0.16	$ 145,229	235	$ 242,783
71-09-17-379-014.000-023	7123055-023	23c	0.11	510	2/17/2022	$ 84,000	$ 92,465	0.00	0.11	$ 172,127	235	$ 242,783
71-09-17-356-009.000-023	7123055-023	23c	0.11	510	12/10/2021	$ 98,000	$ 116,674	0.00	0.11	$ 219,065	235	$ 242,783
71-09-17-377-017.000-023	7123055-023	23c	0.11	510	11/29/2021	$ 129,000	$ 154,626	0.00	0.11	$ 280,645	235	$ 242,783
71-09-17-480-017.000-023	7123055-023	23c	0.15	510	11/24/2021	$ 151,900	$ 188,141	0.00	0.15	$ 243,693	235	$ 242,783
71-09-17-478-018.000-023	7123055-023	23c	0.17	510	11/22/2021	$ 115,000	$ 137,845	0.00	0.17	$ 166,839	235	$ 242,783
71-09-17-457-006.000-023	7123055-023	23c	0.10	510	11/19/2021	$ 110,000	$ 131,851	0.00	0.10	$ 256,176	235	$ 242,783
71-09-17-162-013.000-023	7123055-023	23c	0.18	510	11/5/2021	$ 131,000	$ 157,023	0.00	0.18	$ 174,266	235	$ 242,783
71-09-17-161-010.000-023	7123055-023	23c	0.13	510	11/3/2021	$ 139,500	$ 167,212	0.00	0.13	$ 257,466	235	$ 242,783
71-09-17-334-016.000-023	7123055-023	23c	0.11	510	11/3/2021	$ 120,000	$ 143,838	0.00	0.11	$ 259,443	235	$ 242,783
71-09-17-403-003.000-023	7123055-023	23c	0.13	510	10/14/2021	$ 175,000	$ 218,278	0.00	0.13	$ 325,065	235	$ 242,783
71-09-17-456-014.000-023	7123055-023	23c	0.10	510	9/10/2021	$ 137,500	$ 167,085	0.00	0.10	$ 324,633	235	$ 242,783
71-09-17-458-004.000-023	7123055-023	23c	0.21	510	8/31/2021	$ 128,500	$ 157,230	0.00	0.21	$ 152,742	235	$ 242,783
71-09-17-360-003.000-023	7123055-023	23c	0.11	510	8/25/2021	$ 91,873	$ 112,414	0.00	0.11	$ 206,179	235	$ 242,783
71-09-17-434-008.000-023	7123055-023	23c	0.11	510	8/19/2021	$ 120,000	$ 146,829	0.00	0.11	$ 278,083	235	$ 242,783
71-09-17-337-007.000-023	7123055-023	23c	0.11	510	8/9/2021	$ 117,000	$ 143,159	0.00	0.11	$ 259,833	235	$ 242,783
71-09-17-179-002.000-023	7123055-023	23c	0.64	510	8/2/2021	$ 240,000	$ 296,171	0.00	0.64	$ 92,982	235	$ 242,783
71-09-17-378-016.000-023	7123055-023	23c	0.11	510	7/16/2021	$ 150,000	$ 191,087	0.00	0.11	$ 346,822	235	$ 242,783
71-09-17-451-025.000-023	7123055-023	23c	0.12	510	7/16/2021	$ 129,900	$ 160,049	0.00	0.12	$ 276,657	235	$ 242,783
71-09-17-434-009.000-023	7123055-023	23c	0.09	510	6/10/2021	$ 87,900	$ 100,330	0.00	0.09	$ 223,548	235	$ 242,783
71-09-17-451-029.000-023	7123055-023	23c	0.12	510	6/10/2021	$ 109,900	$ 136,354	0.00	0.12	$ 235,699	235	$ 242,783
71-09-17-458-008.000-023	7123055-023	23c	0.15	510	6/10/2021	$ 125,000	$ 155,089	0.00	0.15	$ 200,882	235	$ 242,783
71-09-17-480-014.000-023	7123055-023	23c	0.10	510	6/9/2021	$ 130,000	$ 161,292	0.00	0.10	$ 313,378	235	$ 242,783

State Parcel Number	Neighborhood Code	Market Area	Acres	Property Class	Sale Date	Adj Sale Price	Time Adjusted Sale Price (TASP)	Res Excess Acres	Res Homesite/ Frontage Acres	TASP/Acre	NBHD Sale Count	Median TASP/Acre
71-09-17-378-029.000-023	7123055-023	23c	0.11	510	6/2/2021	$ 140,000	$ 173,699	0.00	0.11	$ 315,264	235	$ 242,783
71-09-17-179-011.000-023	7123055-023	23c	0.13	510	5/28/2021	$ 180,000	$ 232,564	0.00	0.13	$ 346,816	235	$ 242,783
71-09-17-412-006.000-023	7123055-023	23c	0.11	510	5/21/2021	$ 132,900	$ 166,049	0.00	0.11	$ 306,487	235	$ 242,783
71-09-17-452-012.000-023	7123055-023	23c	0.11	510	5/17/2021	$ 115,000	$ 143,684	0.00	0.11	$ 272,008	235	$ 242,783
71-09-17-383-017.000-023	7123055-023	23c	0.14	510	5/7/2021	$ 125,000	$ 156,178	0.00	0.14	$ 226,771	235	$ 242,783
71-09-17-335-014.000-023	7123055-023	23c	0.11	510	5/4/2021	$ 103,500	$ 129,316	0.00	0.11	$ 234,707	235	$ 242,783
71-09-17-328-004.000-023	7123055-023	23c	0.10	510	4/27/2021	$ 149,000	$ 193,876	0.00	0.10	$ 398,361	235	$ 242,783
71-09-17-411-015.000-023	7123055-023	23c	0.11	510	4/16/2021	$ 135,000	$ 169,862	0.00	0.11	$ 303,743	235	$ 242,783
71-09-17-452-010.000-023	7123055-023	23c	0.21	510	4/16/2021	$ 157,000	$ 204,286	0.00	0.21	$ 193,366	235	$ 242,783
71-09-17-354-020.000-023	7123055-023	23c	0.10	510	4/5/2021	$ 130,000	$ 163,571	0.00	0.10	$ 329,867	235	$ 242,783
71-09-17-359-017.000-023	7123055-023	23c	0.09	510	3/10/2021	$ 112,000	$ 141,921	0.00	0.09	$ 306,042	235	$ 242,783
71-09-17-359-008.000-023	7123055-023	23c	0.11	510	2/4/2021	$ 107,934	$ 137,741	0.00	0.11	$ 258,620	235	$ 242,783
71-09-17-452-013.000-023	7123055-023	23c	0.11	510	11/23/2020	$ 112,900	$ 147,193	0.00	0.11	$ 278,651	235	$ 242,783
71-09-17-354-004.000-023	7123055-023	23c	0.10	510	11/20/2020	$ 72,500	$ 85,558	0.00	0.10	$ 180,044	235	$ 242,783
71-09-17-432-006.000-023	7123055-023	23c	0.11	510	11/16/2020	$ 95,000	$ 123,856	0.00	0.11	$ 228,610	235	$ 242,783
71-09-17-308-007.000-023	7123055-023	23c	0.11	510	11/13/2020	$ 119,900	$ 156,320	0.00	0.11	$ 286,344	235	$ 242,783
71-09-17-180-005.000-023	7123055-023	23c	0.18	510	11/10/2020	$ 105,900	$ 138,067	0.00	0.18	$ 153,228	235	$ 242,783
71-09-17-359-016.000-023	7123055-023	23c	0.09	510	10/16/2020	$ 96,600	$ 126,849	0.00	0.09	$ 273,540	235	$ 242,783
71-09-17-353-014.000-023	7123055-023	23c	0.11	510	10/12/2020	$ 88,500	$ 104,947	0.00	0.11	$ 197,047	235	$ 242,783
71-09-17-483-002.000-023	7123055-023	23c	0.10	510	10/9/2020	$ 120,425	$ 158,134	0.00	0.10	$ 315,256	235	$ 242,783
71-09-17-429-002.000-023	7123055-023	23c	0.14	510	10/2/2020	$ 102,000	$ 133,940	0.00	0.14	$ 189,736	235	$ 242,783
71-09-17-452-008.000-023	7123055-023	23c	0.11	510	9/29/2020	$ 94,900	$ 125,515	0.00	0.11	$ 237,613	235	$ 242,783
71-09-17-410-010.000-023	7123055-023	23c	0.11	510	9/16/2020	$ 98,000	$ 129,615	0.00	0.11	$ 239,240	235	$ 242,783
71-09-17-431-021.000-023	7123055-023	23c	0.11	510	9/11/2020	$ 126,400	$ 167,177	0.00	0.11	$ 298,942	235	$ 242,783
71-09-17-478-002.000-023	7123055-023	23c	0.11	510	9/3/2020	$ 112,000	$ 148,132	0.00	0.11	$ 267,188	235	$ 242,783
71-09-17-456-009.000-023	7123055-023	23c	0.10	520	8/28/2020	$ 112,000	$ 149,203	0.00	0.10	$ 289,889	235	$ 242,783
71-09-17-337-015.000-023	7123055-023	23c	0.12	510	8/14/2020	$ 122,000	$ 162,525	0.00	0.12	$ 279,824	235	$ 242,783
71-09-17-180-007.000-023	7123055-023	23c	0.12	510	7/27/2020	$ 140,000	$ 187,855	0.00	0.12	$ 319,398	235	$ 242,783
71-09-17-405-009.000-023	7123055-023	23c	0.11	500	7/23/2020	$ 35,000	$ 42,117	0.00	0.11	$ 388,691	235	$ 242,783
71-09-17-376-014.000-023	7123055-023	23c	0.11	510	7/16/2020	$ 120,000	$ 161,019	0.00	0.11	$ 290,433	235	$ 242,783
71-09-17-476-017.000-023	7123055-023	23c	0.21	510	7/2/2020	$ 105,000	$ 140,892	0.00	0.21	$ 133,360	235	$ 242,783
71-09-17-451-023.000-023	7123055-023	23c	0.16	510	5/20/2020	$ 139,900	$ 190,459	0.00	0.16	$ 237,040	235	$ 242,783
71-09-17-455-010.000-023	7123055-023	23c	0.16	510	5/8/2020	$ 130,000	$ 176,981	0.00	0.16	$ 221,531	235	$ 242,783
71-09-17-304-002.000-023	7123055-023	23c	0.13	510	3/27/2020	$ 112,000	$ 154,707	0.00	0.13	$ 229,883	235	$ 242,783
71-09-17-360-006.000-023	7123055-023	23c	0.14	510	3/27/2020	$ 101,400	$ 140,065	0.00	0.14	$ 200,698	235	$ 242,783
71-09-17-378-003.000-023	7123055-023	23c	0.11	510	3/10/2020	$ 73,500	$ 90,205	0.00	0.11	$ 162,705	235	$ 242,783
71-09-17-383-016.000-023	7123055-023	23c	0.14	510	9/26/2019	$ 95,000	$ 137,088	0.00	0.14	$ 195,149	235	$ 242,783
71-09-17-376-010.000-023	7123055-023	23c	0.14	510	7/19/2019	$ 89,900	$ 114,792	0.00	0.14	$ 161,980	235	$ 242,783
71-09-17-480-010.000-023	7123055-023	23c	0.10	510	7/3/2019	$ 91,500	$ 133,977	0.00	0.10	$ 260,307	235	$ 242,783
71-09-17-358-016.000-023	7123055-023	23c	0.11	510	6/21/2019	$ 78,000	$ 100,091	0.00	0.11	$ 187,929	235	$ 242,783
71-09-17-409-012.000-023	7123055-023	23c	0.16	510	6/21/2019	$ 79,000	$ 101,374	0.00	0.16	$ 126,167	235	$ 242,783
71-09-17-452-004.000-023	7123055-023	23c	0.10	510	6/21/2019	$ 116,000	$ 171,094	0.00	0.10	$ 350,311	235	$ 242,783
71-09-17-455-008.000-023	7123055-023	23c	0.11	510	6/7/2019	$ 90,000	$ 115,490	0.00	0.11	$ 202,852	235	$ 242,783

State Parcel Number	Neighborhood Code	Market Area	Acres	Property Class	Sale Date	Adj Sale Price	Time Adjusted Sale Price (TASP)	Res Excess Acres	Res Homesite/ Frontage Acres	TASP/Acre	NBHD Sale Count	Median TASP/Acre
71-09-10-479-001.000-023	7123056-023	23d	0.12	510	12/27/2024	$ 207,300	$ 207,300	0.00	0.12	$ 350,000	47	$ 335,946
71-09-10-476-016.000-023	7123056-023	23d	0.11	510	12/20/2024	$ 139,500	$ 139,500	0.00	0.11	$ 261,923	47	$ 335,946
71-09-10-483-014.000-023	7123056-023	23d	0.10	510	12/20/2024	$ 188,000	$ 188,000	0.00	0.10	$ 365,592	47	$ 335,946
71-09-10-478-007.000-023	7123056-023	23d	0.10	510	9/25/2024	$ 225,000	$ 226,730	0.00	0.10	$ 440,907	47	$ 335,946
71-09-10-479-009.000-023	7123056-023	23d	0.16	510	7/26/2024	$ 218,000	$ 221,148	0.00	0.16	$ 274,451	47	$ 335,946
71-09-10-453-009.000-023	7123056-023	23d	0.16	510	10/12/2023	$ 167,000	$ 177,759	0.00	0.16	$ 216,896	47	$ 335,946
71-09-10-485-019.000-023	7123056-023	23d	0.10	510	8/29/2023	$ 192,000	$ 206,808	0.00	0.10	$ 405,792	47	$ 335,946
71-09-10-476-015.000-023	7123056-023	23d	0.11	510	8/17/2023	$ 248,000	$ 264,621	0.00	0.11	$ 496,848	47	$ 335,946
71-09-10-481-010.000-023	7123056-023	23d	0.11	510	7/27/2023	$ 190,000	$ 205,901	0.00	0.11	$ 386,596	47	$ 335,946
71-09-10-484-014.000-023	7123056-023	23d	0.10	510	6/23/2023	$ 185,000	$ 201,723	0.00	0.10	$ 392,277	47	$ 335,946
71-09-10-485-005.000-023	7123056-023	23d	0.11	510	6/22/2023	$ 176,900	$ 192,890	0.00	0.11	$ 345,775	47	$ 335,946
71-09-10-452-015.000-023	7123056-023	23d	0.14	510	4/28/2023	$ 194,250	$ 214,488	0.00	0.14	$ 314,055	47	$ 335,946
71-09-10-484-009.000-023	7123056-023	23d	0.10	510	3/6/2023	$ 191,000	$ 212,252	0.00	0.10	$ 412,754	47	$ 335,946
71-09-10-484-018.000-023	7123056-023	23d	0.10	510	1/27/2023	$ 200,000	$ 225,156	0.00	0.10	$ 437,847	47	$ 335,946
71-09-10-482-009.000-023	7123056-023	23d	0.11	510	11/14/2022	$ 181,500	$ 207,043	0.00	0.11	$ 388,741	47	$ 335,946
71-09-10-484-017.000-023	7123056-023	23d	0.10	510	11/10/2022	$ 172,000	$ 196,207	0.00	0.10	$ 381,550	47	$ 335,946
71-09-10-481-005.000-023	7123056-023	23d	0.22	510	9/8/2022	$ 162,000	$ 187,289	0.00	0.22	$ 169,471	47	$ 335,946
71-09-10-452-003.000-023	7123056-023	23d	0.18	510	9/6/2022	$ 210,000	$ 238,711	0.00	0.18	$ 266,315	47	$ 335,946
71-09-10-482-005.000-023	7123056-023	23d	0.11	510	7/11/2022	$ 145,000	$ 169,922	0.00	0.11	$ 319,043	47	$ 335,946
71-09-10-453-002.000-023	7123056-023	23d	0.11	510	6/24/2022	$ 280,000	$ 324,212	0.00	0.11	$ 593,387	47	$ 335,946
71-09-10-479-008.000-023	7123056-023	23d	0.16	510	5/27/2022	$ 285,000	$ 332,065	0.00	0.16	$ 412,101	47	$ 335,946
71-09-10-453-003.000-023	7123056-023	23d	0.11	510	5/19/2022	$ 200,000	$ 237,605	0.00	0.11	$ 434,875	47	$ 335,946
71-09-10-478-006.000-023	7123056-023	23d	0.10	510	4/14/2022	$ 215,500	$ 252,667	0.00	0.10	$ 491,346	47	$ 335,946
71-09-10-452-011.000-023	7123056-023	23d	0.11	510	4/8/2022	$ 122,000	$ 141,427	0.00	0.11	$ 258,846	47	$ 335,946
71-09-10-483-017.000-023	7123056-023	23d	0.10	510	3/8/2022	$ 151,501	$ 182,488	0.00	0.10	$ 354,873	47	$ 335,946
71-09-10-482-020.000-023	7123056-023	23d	0.11	510	2/23/2022	$ 184,000	$ 223,178	0.00	0.11	$ 395,186	47	$ 335,946
71-09-10-453-008.000-023	7123056-023	23d	0.11	510	1/28/2022	$ 147,000	$ 179,545	0.00	0.11	$ 328,611	47	$ 335,946
71-09-10-481-016.000-023	7123056-023	23d	0.11	510	1/6/2022	$ 176,000	$ 214,965	0.00	0.11	$ 390,161	47	$ 335,946
71-09-10-476-008.000-023	7123056-023	23d	0.22	510	12/21/2021	$ 135,000	$ 160,724	0.00	0.22	$ 149,024	47	$ 335,946
71-09-10-483-001.000-023	7123056-023	23d	0.10	510	12/8/2021	$ 157,000	$ 193,102	0.00	0.10	$ 375,513	47	$ 335,946
71-09-10-483-018.000-023	7123056-023	23d	0.10	510	11/19/2021	$ 116,000	$ 139,043	0.00	0.10	$ 272,827	47	$ 335,946
71-09-10-477-004.000-023	7123056-023	23d	0.21	510	10/19/2021	$ 210,000	$ 255,819	0.00	0.21	$ 244,348	47	$ 335,946
71-09-10-485-015.000-023	7123056-023	23d	0.10	510	10/15/2021	$ 140,000	$ 168,960	0.00	0.10	$ 328,565	47	$ 335,946
71-09-10-484-025.000-023	7123056-023	23d	0.11	510	10/9/2021	$ 209,035	$ 254,643	0.00	0.11	$ 462,176	47	$ 335,946
71-09-10-481-012.000-023	7123056-023	23d	0.11	510	10/1/2021	$ 119,900	$ 144,702	0.00	0.11	$ 271,690	47	$ 335,946
71-09-10-477-017.000-023	7123056-023	23d	0.11	510	9/28/2021	$ 130,000	$ 157,972	0.00	0.11	$ 296,604	47	$ 335,946
71-09-10-453-014.000-023	7123056-023	23d	0.23	510	8/24/2021	$ 184,500	$ 233,386	0.00	0.23	$ 201,712	47	$ 335,946
71-09-10-483-008.000-023	7123056-023	23d	0.10	510	8/2/2021	$ 134,000	$ 163,960	0.00	0.10	$ 318,842	47	$ 335,946
71-09-10-483-005.000-023	7123056-023	23d	0.10	510	7/28/2021	$ 120,000	$ 147,851	0.00	0.10	$ 287,517	47	$ 335,946
71-09-10-483-004.000-023	7123056-023	23d	0.10	510	7/9/2021	$ 125,000	$ 154,012	0.00	0.10	$ 299,497	47	$ 335,946
71-09-10-480-005.000-023	7123056-023	23d	0.25	510	7/7/2021	$ 240,000	$ 298,101	0.00	0.25	$ 237,825	47	$ 335,946
71-09-10-479-010.000-023	7123056-023	23d	0.16	510	9/9/2020	$ 132,000	$ 174,584	0.00	0.16	$ 216,663	47	$ 335,946
71-09-10-480-002.000-023	7123056-023	23d	0.16	510	8/21/2020	$ 174,900	$ 240,797	0.00	0.16	$ 298,835	47	$ 335,946
71-09-10-483-003.000-023	7123056-023	23d	0.10	510	7/20/2020	$ 150,000	$ 207,971	0.00	0.10	$ 404,429	47	$ 335,946
71-09-10-482-016.000-023	7123056-023	23d	0.11	510	7/8/2020	$ 159,000	$ 220,450	0.00	0.11	$ 390,356	47	$ 335,946
71-09-10-484-024.000-023	7123056-023	23d	0.11	510	3/27/2020	$ 126,000	$ 174,045	0.00	0.11	$ 315,891	47	$ 335,946
71-09-10-482-006.000-023	7123056-023	23d	0.11	510	10/23/2019	$ 124,900	$ 178,925	0.00	0.11	$ 335,946	47	$ 335,946

State Parcel Number	Neighborhood Code	Market Area	Acres	Property Class	Sale Date	Adj Sale Price	Time Adjusted Sale Price (TASP)	Res Excess Acres	Res Homesite/ Frontage Acres	TASP/Acre	NBHD Sale Count	Median TASP/Acre
71-09-16-129-011.000-023	7123057-023	23i	0.00	551	7/14/2023	$ 450,000	$ 478,299	0.00	0.00	$ 4,348,172,164	8	$ 4,238,494,808
71-09-16-129-012.000-023	7123057-023	23i	0.00	551	7/14/2023	$ 425,000	$ 451,727	0.00	0.00	$ 4,106,607,044	8	$ 4,238,494,808
71-09-16-129-020.000-023	7123057-023	23i	0.00	551	7/16/2021	$ 495,000	$ 594,735	0.00	0.00	$ 5,406,685,916	8	$ 4,238,494,808
71-09-16-129-013.000-023	7123057-023	23i	0.00	551	3/15/2021	$ 340,000	$ 416,997	0.00	0.00	$ 3,790,886,101	8	$ 4,238,494,808
71-09-16-129-019.000-023	7123057-023	23i	0.00	551	8/20/2020	$ 400,000	$ 508,048	0.00	0.00	$ 4,618,619,700	8	$ 4,238,494,808
71-09-16-129-017.000-023	7123057-023	23i	0.00	551	3/27/2020	$ 425,000	$ 552,789	0.00	0.00	$ 5,025,358,380	8	$ 4,238,494,808
71-09-16-129-008.000-023	7123057-023	23i	0.00	551	12/6/2019	$ 257,000	$ 361,496	0.00	0.00	$ 3,286,326,518	8	$ 4,238,494,808
71-09-16-129-018.000-023	7123057-023	23i	0.00	551	9/24/2019	$ 340,000	$ 454,170	0.00	0.00	$ 4,128,817,452	8	$ 4,238,494,808

State Parcel Number	Neighborhood Code	Market Area	Acres	Property Class	Sale Date	Adj Sale Price	Time Adjusted Sale Price (TASP)	Res Excess Acres	Res Homesite/ Frontage Acres	TASP/Acre	NBHD Sale Count	Median TASP/Acre
71-09-16-101-007.000-023	7123059-023	23d	0.13	510	12/5/2024	$ 137,000	$ 137,000	0.00	0.13	$ 213,133	35	$ 302,905
71-09-16-101-011.000-023	7123059-023	23d	0.13	510	10/30/2024	$ 135,000	$ 135,214	0.00	0.13	$ 210,354	35	$ 302,905
71-09-09-388-003.000-023	7123059-023	23d	0.16	510	10/24/2024	$ 214,000	$ 215,020	0.00	0.16	$ 271,132	35	$ 302,905
71-09-16-102-023.000-023	7123059-023	23d	0.13	510	8/6/2024	$ 210,000	$ 212,293	0.00	0.13	$ 330,269	35	$ 302,905
71-09-16-101-013.000-023	7123059-023	23d	0.13	510	5/28/2024	$ 180,000	$ 184,596	0.00	0.13	$ 287,179	35	$ 302,905
71-09-16-104-009.000-023	7123059-023	23d	0.13	510	4/22/2024	$ 200,000	$ 206,092	0.00	0.13	$ 320,621	35	$ 302,905
71-09-16-126-007.000-023	7123059-023	23d	0.13	510	8/25/2023	$ 175,000	$ 188,497	0.00	0.13	$ 285,102	35	$ 302,905
71-09-16-102-012.000-023	7123059-023	23d	0.05	510	8/17/2023	$ 165,000	$ 177,725	0.00	0.05	$ 748,711	35	$ 302,905
71-09-16-105-022.000-023	7123059-023	23d	0.13	510	7/7/2023	$ 200,000	$ 216,738	0.00	0.13	$ 337,183	35	$ 302,905
71-09-09-367-002.000-023	7123059-023	23d	0.13	510	6/28/2023	$ 158,000	$ 172,282	0.00	0.13	$ 259,631	35	$ 302,905
71-09-09-388-001.000-023	7123059-023	23d	0.31	510	6/15/2023	$ 472,500	$ 504,607	0.00	0.31	$ 321,566	35	$ 302,905
71-09-16-101-014.000-023	7123059-023	23d	0.13	510	5/19/2023	$ 120,000	$ 128,503	0.00	0.13	$ 199,915	35	$ 302,905
71-09-09-368-003.000-023	7123059-023	23d	0.16	510	12/30/2022	$ 183,000	$ 207,376	0.00	0.16	$ 261,494	35	$ 302,905
71-09-09-367-003.000-023	7123059-023	23d	0.11	520	9/9/2022	$ 115,000	$ 129,107	0.00	0.11	$ 239,316	35	$ 302,905
71-09-09-369-003.000-023	7123059-023	23d	0.16	510	6/27/2022	$ 210,000	$ 243,159	0.00	0.16	$ 306,614	35	$ 302,905
71-09-16-102-021.000-023	7123059-023	23d	0.13	510	6/13/2022	$ 260,000	$ 301,054	0.00	0.13	$ 468,355	35	$ 302,905
71-09-16-103-012.000-023	7123059-023	23d	0.11	510	5/20/2022	$ 200,000	$ 237,605	0.00	0.11	$ 445,166	35	$ 302,905
71-09-16-103-008.000-023	7123059-023	23d	0.13	510	11/5/2021	$ 155,000	$ 191,981	0.00	0.13	$ 298,668	35	$ 302,905
71-09-16-151-001.000-023	7123059-023	23d	0.41	510	9/22/2021	$ 485,000	$ 576,700	0.00	0.41	$ 280,368	35	$ 302,905
71-09-09-368-004.000-023	7123059-023	23d	0.16	510	8/17/2021	$ 189,900	$ 240,217	0.00	0.16	$ 302,905	35	$ 302,905
71-09-16-101-021.000-023	7123059-023	23d	0.13	510	7/16/2021	$ 175,500	$ 223,572	0.00	0.13	$ 347,814	35	$ 302,905
71-09-16-102-009.000-023	7123059-023	23d	0.15	510	6/25/2021	$ 250,000	$ 312,550	0.00	0.15	$ 422,816	35	$ 302,905
71-09-16-104-006.000-023	7123059-023	23d	0.15	510	4/20/2021	$ 205,000	$ 266,743	0.00	0.15	$ 355,985	35	$ 302,905
71-09-16-102-004.000-023	7123059-023	23d	0.13	510	3/30/2021	$ 190,000	$ 248,979	0.00	0.13	$ 387,340	35	$ 302,905
71-09-09-388-002.000-023	7123059-023	23d	0.16	510	3/8/2021	$ 190,000	$ 248,979	0.00	0.16	$ 313,953	35	$ 302,905
71-09-16-126-002.000-023	7123059-023	23d	0.13	510	7/30/2020	$ 155,000	$ 214,904	0.00	0.13	$ 334,330	35	$ 302,905
71-09-16-126-006.000-023	7123059-023	23d	0.16	510	4/17/2020	$ 119,000	$ 163,186	0.00	0.16	$ 210,058	35	$ 302,905
71-09-16-103-018.000-023	7123059-023	23d	0.19	510	2/14/2020	$ 135,000	$ 187,838	0.00	0.19	$ 194,816	35	$ 302,905
71-09-16-101-026.000-023	7123059-023	23d	0.26	510	1/23/2020	$ 144,000	$ 201,825	0.00	0.26	$ 157,062	35	$ 302,905
71-09-16-101-003.000-023	7123059-023	23d	0.26	510	12/17/2019	$ 48,400	$ 60,289	0.00	0.26	$ 46,376	35	$ 302,905
71-09-16-103-009.000-023	7123059-023	23d	0.13	510	12/6/2019	$ 144,900	$ 210,928	0.00	0.13	$ 328,144	35	$ 302,905
71-09-16-106-003.000-023	7123059-023	23d	0.28	510	9/17/2019	$ 185,000	$ 274,884	0.00	0.28	$ 198,031	35	$ 302,905
71-09-16-105-015.000-023	7123059-023	23d	0.39	510	7/26/2019	$ 269,500	$ 391,495	0.00	0.39	$ 203,018	35	$ 302,905
71-09-16-126-001.000-023	7123059-023	23d	0.13	510	6/18/2019	$ 134,900	$ 198,970	0.00	0.13	$ 309,541	35	$ 302,905
71-09-16-101-027.000-023	7123059-023	23d	0.13	510	5/23/2019	$ 150,000	$ 228,957	0.00	0.13	$ 356,193	35	$ 302,905

State Parcel Number	Neighborhood Code	Market Area	Acres	Property Class	Sale Date	Adj Sale Price	Time Adjusted Sale Price (TASP)	Res Excess Acres	Res Homesite/ Frontage Acres	TASP/Acre	NBHD Sale Count	Median TASP/Acre
71-09-22-103-014.000-023	7123060-023	23d	0.11	510	12/19/2024	$ 159,900	$ 159,900	0.00	0.11	$ 302,838	323	$ 244,860
71-09-15-279-018.000-023	7123060-023	23d	0.12	510	12/5/2024	$ 87,630	$ 87,630	0.00	0.12	$ 145,471	323	$ 244,860
71-09-15-254-024.000-023	7123060-023	23d	0.13	510	11/25/2024	$ 142,000	$ 142,071	0.00	0.13	$ 221,022	323	$ 244,860
71-09-15-180-007.000-023	7123060-023	23d	0.10	510	11/22/2024	$ 72,000	$ 72,004	0.00	0.10	$ 143,382	323	$ 244,860
71-09-15-153-008.000-023	7123060-023	23d	0.10	530	11/20/2024	$ 180,000	$ 180,433	0.00	0.10	$ 375,835	323	$ 244,860
71-09-15-328-014.000-023	7123060-023	23d	0.13	510	11/15/2024	$ 165,000	$ 165,397	0.00	0.13	$ 250,597	323	$ 244,860
71-09-15-331-009.000-023	7123060-023	23d	0.17	510	11/15/2024	$ 229,900	$ 230,404	0.00	0.17	$ 271,990	323	$ 244,860
71-09-15-226-016.000-023	7123060-023	23d	0.12	510	11/14/2024	$ 249,900	$ 250,448	0.00	0.12	$ 408,901	323	$ 244,860
71-09-15-377-005.000-023	7123060-023	23d	0.12	510	11/13/2024	$ 80,000	$ 80,004	0.00	0.12	$ 135,077	323	$ 244,860
71-09-15-279-022.000-023	7123060-023	23d	0.12	510	11/6/2024	$ 206,000	$ 206,451	0.00	0.12	$ 342,720	323	$ 244,860
71-09-15-252-005.000-023	7123060-023	23d	0.20	510	10/15/2024	$ 239,500	$ 240,642	0.00	0.20	$ 240,642	323	$ 244,860
71-09-15-230-009.000-023	7123060-023	23d	0.11	510	10/8/2024	$ 169,500	$ 170,400	0.00	0.11	$ 320,424	323	$ 244,860
71-09-15-253-029.000-023	7123060-023	23d	0.13	510	10/4/2024	$ 200,000	$ 201,062	0.00	0.13	$ 306,233	323	$ 244,860
71-09-15-177-022.000-023	7123060-023	23d	0.20	510	10/1/2024	$ 237,500	$ 238,632	0.00	0.20	$ 242,303	323	$ 244,860
71-09-15-180-009.000-023	7123060-023	23d	0.11	510	9/30/2024	$ 199,000	$ 200,722	0.00	0.11	$ 361,301	323	$ 244,860
71-09-15-281-001.000-023	7123060-023	23d	0.15	510	9/27/2024	$ 190,000	$ 191,645	0.00	0.15	$ 260,876	323	$ 244,860
71-09-15-235-010.000-023	7123060-023	23d	0.10	510	9/20/2024	$ 141,500	$ 141,950	0.00	0.10	$ 276,040	323	$ 244,860
71-09-15-276-011.000-023	7123060-023	23d	0.20	510	9/19/2024	$ 184,000	$ 185,593	0.00	0.20	$ 183,320	323	$ 244,860
71-09-15-155-011.000-023	7123060-023	23d	0.26	510	8/30/2024	$ 127,070	$ 127,735	0.00	0.26	$ 98,988	323	$ 244,860
71-09-15-231-017.000-023	7123060-023	23d	0.11	510	8/27/2024	$ 130,000	$ 130,680	0.00	0.11	$ 245,363	323	$ 244,860
71-09-15-228-003.000-023	7123060-023	23d	0.11	510	8/23/2024	$ 194,000	$ 196,404	0.00	0.11	$ 363,747	323	$ 244,860
71-09-15-330-007.000-023	7123060-023	23d	0.23	510	8/8/2024	$ 191,500	$ 193,873	0.00	0.23	$ 171,369	323	$ 244,860
71-09-15-354-008.000-023	7123060-023	23d	0.14	510	8/7/2024	$ 68,000	$ 68,133	0.00	0.14	$ 99,927	323	$ 244,860

State Parcel Number	Neighborhood Code	Market Area	Acres	Property Class	Sale Date	Adj Sale Price	Time Adjusted Sale Price (TASP)	Res Excess Acres	Res Homesite/ Frontage Acres	TASP/Acre	NBHD Sale Count	Median TASP/Acre
71-09-15-131-011.000-023	7123060-023	23d	0.16	510	8/5/2024	$ 230,000	$ 232,512	0.00	0.16	$ 293,061	323	$ 244,860
71-09-15-226-004.000-023	7123060-023	23d	0.11	510	8/2/2024	$ 199,000	$ 201,466	0.00	0.11	$ 378,268	323	$ 244,860
71-09-15-251-007.000-023	7123060-023	23d	0.15	510	8/2/2024	$ 176,500	$ 178,687	0.00	0.15	$ 235,867	323	$ 244,860
71-09-15-206-007.000-023	7123060-023	23d	0.11	510	8/1/2024	$ 185,000	$ 187,292	0.00	0.11	$ 326,208	323	$ 244,860
71-09-15-330-019.000-023	7123060-023	23d	0.13	510	8/1/2024	$ 108,000	$ 108,565	0.00	0.13	$ 170,880	323	$ 244,860
71-09-15-178-006.000-023	7123060-023	23d	0.08	510	7/31/2024	$ 95,000	$ 95,731	0.00	0.08	$ 239,657	323	$ 244,860
71-09-15-254-006.000-023	7123060-023	23d	0.08	510	7/30/2024	$ 78,000	$ 78,241	0.00	0.08	$ 194,865	323	$ 244,860
71-09-15-204-017.000-023	7123060-023	23d	0.11	510	7/26/2024	$ 150,000	$ 152,470	0.00	0.11	$ 272,198	323	$ 244,860
71-09-15-206-006.000-023	7123060-023	23d	0.13	510	7/19/2024	$ 278,000	$ 282,015	0.00	0.13	$ 435,621	323	$ 244,860
71-09-15-230-005.000-023	7123060-023	23d	0.11	510	7/19/2024	$ 149,000	$ 151,454	0.00	0.11	$ 278,017	323	$ 244,860
71-09-15-281-008.000-023	7123060-023	23d	0.15	510	7/12/2024	$ 178,500	$ 181,440	0.00	0.15	$ 246,985	323	$ 244,860
71-09-15-329-001.000-023	7123060-023	23d	0.15	510	7/11/2024	$ 170,000	$ 172,800	0.00	0.15	$ 235,371	323	$ 244,860
71-09-15-278-016.000-023	7123060-023	23d	0.15	510	7/8/2024	$ 169,900	$ 172,698	0.00	0.15	$ 235,085	323	$ 244,860
71-09-15-207-016.000-023	7123060-023	23d	0.12	510	7/1/2024	$ 219,000	$ 222,163	0.00	0.12	$ 360,560	323	$ 244,860
71-09-15-277-006.000-023	7123060-023	23d	0.15	510	7/1/2024	$ 249,512	$ 253,115	0.00	0.15	$ 344,553	323	$ 244,860
71-09-15-157-001.000-023	7123060-023	23d	0.21	510	6/28/2024	$ 106,000	$ 107,116	0.00	0.21	$ 100,996	323	$ 244,860
71-09-22-107-008.000-023	7123060-023	23d	0.15	510	6/28/2024	$ 179,900	$ 183,653	0.00	0.15	$ 241,324	323	$ 244,860
71-09-15-202-002.000-023	7123060-023	23d	0.13	510	6/24/2024	$ 275,000	$ 280,011	0.00	0.13	$ 417,143	323	$ 244,860
71-09-15-279-021.000-023	7123060-023	23d	0.12	510	6/24/2024	$ 135,001	$ 136,423	0.00	0.12	$ 226,469	323	$ 244,860
71-09-15-331-036.000-023	7123060-023	23d	0.21	510	6/21/2024	$ 225,000	$ 229,100	0.00	0.21	$ 222,759	323	$ 244,860
71-09-22-107-018.000-023	7123060-023	23d	0.15	510	6/21/2024	$ 237,500	$ 241,828	0.00	0.15	$ 317,768	323	$ 244,860
71-09-15-131-012.000-023	7123060-023	23d	0.18	510	6/14/2024	$ 177,000	$ 180,692	0.00	0.18	$ 204,972	323	$ 244,860
71-09-15-255-007.000-023	7123060-023	23d	0.13	510	6/11/2024	$ 110,100	$ 111,260	0.00	0.13	$ 168,573	323	$ 244,860
71-09-15-327-014.000-023	7123060-023	23d	0.13	510	5/24/2024	$ 144,000	$ 145,974	0.00	0.13	$ 221,169	323	$ 244,860
71-09-15-276-019.000-023	7123060-023	23d	0.14	510	5/23/2024	$ 192,000	$ 196,902	0.00	0.14	$ 288,789	323	$ 244,860
71-09-15-228-019.000-023	7123060-023	23d	0.11	510	5/17/2024	$ 100,000	$ 101,371	0.00	0.11	$ 192,321	323	$ 244,860
71-09-15-281-007.000-023	7123060-023	23d	0.15	510	5/9/2024	$ 188,800	$ 193,620	0.00	0.15	$ 263,565	323	$ 244,860
71-09-15-177-030.000-023	7123060-023	23d	0.09	510	5/2/2024	$ 129,900	$ 131,680	0.00	0.09	$ 280,353	323	$ 244,860
71-09-15-178-005.000-023	7123060-023	23d	0.13	510	4/30/2024	$ 133,600	$ 135,897	0.00	0.13	$ 212,631	323	$ 244,860
71-09-15-376-004.000-023	7123060-023	23d	0.11	510	4/26/2024	$ 162,000	$ 166,935	0.00	0.11	$ 298,508	323	$ 244,860
71-09-22-104-017.000-023	7123060-023	23d	0.28	510	4/17/2024	$ 210,109	$ 215,675	0.00	0.28	$ 151,554	323	$ 244,860
71-09-15-253-015.000-023	7123060-023	23d	0.13	510	4/8/2024	$ 117,500	$ 119,520	0.00	0.13	$ 187,817	323	$ 244,860
71-09-15-401-012.000-023	7123060-023	23d	0.12	510	4/5/2024	$ 75,000	$ 75,588	0.00	0.12	$ 124,720	323	$ 244,860
71-09-15-154-008.000-023	7123060-023	23d	0.19	510	4/2/2024	$ 95,000	$ 96,633	0.00	0.19	$ 102,867	323	$ 244,860
71-09-15-202-006.000-023	7123060-023	23d	0.13	510	3/26/2024	$ 150,000	$ 155,344	0.00	0.13	$ 231,421	323	$ 244,860
71-09-15-178-044.000-023	7123060-023	23d	0.16	510	3/22/2024	$ 131,985	$ 134,751	0.00	0.16	$ 171,030	323	$ 244,860
71-09-15-252-015.000-023	7123060-023	23d	0.15	510	3/20/2024	$ 259,000	$ 267,016	0.00	0.15	$ 345,551	323	$ 244,860
71-09-15-202-012.000-023	7123060-023	23d	0.12	510	3/6/2024	$ 167,500	$ 173,467	0.00	0.12	$ 282,212	323	$ 244,860
71-09-15-203-012.000-023	7123060-023	23d	0.11	510	2/19/2024	$ 215,000	$ 222,654	0.00	0.11	$ 388,108	323	$ 244,860
71-09-15-380-026.000-023	7123060-023	23d	0.19	510	2/16/2024	$ 170,000	$ 176,971	0.00	0.19	$ 188,942	323	$ 244,860
71-09-15-253-011.000-023	7123060-023	23d	0.20	510	2/14/2024	$ 175,000	$ 182,176	0.00	0.20	$ 182,176	323	$ 244,860
71-09-15-252-003.000-023	7123060-023	23d	0.20	510	2/6/2024	$ 192,500	$ 200,394	0.00	0.20	$ 200,394	323	$ 244,860
71-09-15-233-005.000-023	7123060-023	23d	0.10	510	1/26/2024	$ 167,000	$ 174,780	0.00	0.10	$ 339,884	323	$ 244,860
71-09-15-380-006.000-023	7123060-023	23d	0.31	510	1/5/2024	$ 190,000	$ 198,852	0.00	0.31	$ 128,899	323	$ 244,860
71-09-22-104-023.000-023	7123060-023	23d	0.16	510	12/21/2023	$ 170,000	$ 178,901	0.00	0.16	$ 224,710	323	$ 244,860
71-09-15-326-010.000-023	7123060-023	23d	0.21	510	12/20/2023	$ 114,500	$ 118,368	0.00	0.21	$ 111,124	323	$ 244,860
71-09-15-328-028.000-023	7123060-023	23d	0.17	510	12/6/2023	$ 200,000	$ 210,472	0.00	0.17	$ 246,126	323	$ 244,860
71-09-15-235-001.000-023	7123060-023	23d	0.20	510	11/20/2023	$ 185,000	$ 195,787	0.00	0.20	$ 195,250	323	$ 244,860
71-09-15-254-004.000-023	7123060-023	23d	0.14	510	11/15/2023	$ 119,500	$ 124,102	0.00	0.14	$ 182,139	323	$ 244,860
71-09-15-201-006.000-023	7123060-023	23d	0.19	510	11/10/2023	$ 160,000	$ 169,330	0.00	0.19	$ 180,784	323	$ 244,860
71-09-15-132-001.000-023	7123060-023	23d	0.29	510	11/9/2023	$ 440,000	$ 459,211	0.00	0.29	$ 317,512	323	$ 244,860
71-09-15-206-016.000-023	7123060-023	23d	0.12	510	11/7/2023	$ 200,000	$ 211,662	0.00	0.12	$ 349,243	323	$ 244,860
71-09-15-281-009.000-023	7123060-023	23d	0.15	510	10/20/2023	$ 155,000	$ 164,986	0.00	0.15	$ 224,587	323	$ 244,860
71-09-15-251-009.000-023	7123060-023	23d	0.13	510	10/11/2023	$ 149,900	$ 159,558	0.00	0.13	$ 239,337	323	$ 244,860
71-09-15-206-013.000-023	7123060-023	23d	0.12	510	10/10/2023	$ 198,000	$ 210,756	0.00	0.12	$ 359,739	323	$ 244,860
71-09-15-356-008.000-023	7123060-023	23d	0.11	510	10/4/2023	$ 95,000	$ 99,128	0.00	0.11	$ 187,740	323	$ 244,860
71-09-15-381-015.000-023	7123060-023	23d	0.18	510	10/3/2023	$ 180,000	$ 191,597	0.00	0.18	$ 209,171	323	$ 244,860
71-09-15-178-028.000-023	7123060-023	23d	0.18	530	9/27/2023	$ 130,000	$ 136,315	0.00	0.18	$ 155,117	323	$ 244,860
71-09-15-159-006.000-023	7123060-023	23d	0.16	510	9/22/2023	$ 100,000	$ 104,858	0.00	0.16	$ 129,028	323	$ 244,860
71-09-15-160-015.000-023	7123060-023	23d	0.17	510	9/22/2023	$ 146,000	$ 156,322	0.00	0.17	$ 186,738	323	$ 244,860
71-09-15-330-025.000-023	7123060-023	23d	0.19	510	9/16/2023	$ 125,000	$ 131,072	0.00	0.19	$ 137,247	323	$ 244,860
71-09-15-383-011.000-023	7123060-023	23d	0.16	510	9/11/2023	$ 150,000	$ 160,605	0.00	0.16	$ 200,572	323	$ 244,860
71-09-15-204-015.000-023	7123060-023	23d	0.11	510	8/25/2023	$ 167,500	$ 180,418	0.00	0.11	$ 322,092	323	$ 244,860
71-09-15-328-019.000-023	7123060-023	23d	0.13	510	8/18/2023	$ 140,000	$ 147,544	0.00	0.13	$ 223,549	323	$ 244,860

State Parcel Number	Neighborhood Code	Market Area	Acres	Property Class	Sale Date	Adj Sale Price	Time Adjusted Sale Price (TASP)	Res Excess Acres	Res Homesite/ Frontage Acres	TASP/Acre	NBHD Sale Count	Median TASP/Acre
71-09-15-401-014.000-023	7123060-023	23d	0.13	510	8/15/2023	$ 173,050	$ 186,396	0.00	0.13	$ 294,181	323	$ 244,860
71-09-15-252-009.000-023	7123060-023	23d	0.14	510	8/14/2023	$ 145,000	$ 156,183	0.00	0.14	$ 229,068	323	$ 244,860
71-09-15-231-010.000-023	7123060-023	23d	0.21	510	8/8/2023	$ 180,000	$ 193,882	0.00	0.21	$ 182,016	323	$ 244,860
71-09-15-204-002.000-023	7123060-023	23d	0.13	510	7/27/2023	$ 129,900	$ 137,613	0.00	0.13	$ 216,249	323	$ 244,860
71-09-15-331-023.000-023	7123060-023	23d	0.19	510	7/20/2023	$ 199,000	$ 215,654	0.00	0.19	$ 229,344	323	$ 244,860
71-09-15-251-008.000-023	7123060-023	23d	0.15	510	7/18/2023	$ 170,000	$ 184,227	0.00	0.15	$ 243,180	323	$ 244,860
71-09-15-235-006.000-023	7123060-023	23d	0.10	510	7/14/2023	$ 250,000	$ 268,192	0.00	0.10	$ 534,914	323	$ 244,860
71-09-15-329-043.000-023	7123060-023	23d	0.18	510	7/5/2023	$ 160,000	$ 173,390	0.00	0.18	$ 190,489	323	$ 244,860
71-09-15-380-001.000-023	7123060-023	23d	0.24	510	7/3/2023	$ 90,000	$ 92,815	0.00	0.24	$ 78,353	323	$ 244,860
71-09-15-179-001.000-023	7123060-023	23d	0.15	510	6/30/2023	$ 175,000	$ 190,819	0.00	0.15	$ 260,893	323	$ 244,860
71-09-15-331-007.000-023	7123060-023	23d	0.17	510	6/30/2023	$ 97,100	$ 103,415	0.00	0.17	$ 122,081	323	$ 244,860
71-09-15-131-010.000-023	7123060-023	23d	0.89	530	6/21/2023	$ 325,000	$ 347,084	0.00	0.89	$ 77,609	323	$ 244,860
71-09-22-104-009.000-023	7123060-023	23d	0.18	510	6/12/2023	$ 210,000	$ 226,516	0.00	0.18	$ 256,754	323	$ 244,860
71-09-15-278-001.000-023	7123060-023	23d	0.15	510	6/8/2023	$ 200,000	$ 218,079	0.00	0.15	$ 296,859	323	$ 244,860
71-09-22-101-007.000-023	7123060-023	23d	0.13	510	6/2/2023	$ 155,000	$ 169,011	0.00	0.13	$ 259,412	323	$ 244,860
71-09-22-104-034.000-023	7123060-023	23d	0.15	510	5/25/2023	$ 220,000	$ 238,623	0.00	0.15	$ 313,557	323	$ 244,860
71-09-15-255-008.000-023	7123060-023	23d	0.13	510	5/19/2023	$ 80,000	$ 83,038	0.00	0.13	$ 125,814	323	$ 244,860
71-09-15-160-011.000-023	7123060-023	23d	0.29	510	5/18/2023	$ 215,000	$ 233,200	0.00	0.29	$ 159,220	323	$ 244,860
71-09-15-231-011.000-023	7123060-023	23d	0.11	510	5/5/2023	$ 125,000	$ 133,857	0.00	0.11	$ 251,328	323	$ 244,860
71-09-15-236-001.000-023	7123060-023	23d	0.11	510	4/26/2023	$ 172,400	$ 190,362	0.00	0.11	$ 344,359	323	$ 244,860
71-09-15-206-017.000-023	7123060-023	23d	0.09	510	4/24/2023	$ 189,900	$ 209,685	0.00	0.09	$ 447,739	323	$ 244,860
71-09-15-207-014.000-023	7123060-023	23d	0.12	510	4/12/2023	$ 227,000	$ 247,606	0.00	0.12	$ 401,854	323	$ 244,860
71-09-15-205-003.000-023	7123060-023	23d	0.11	510	4/7/2023	$ 171,000	$ 188,816	0.00	0.11	$ 345,579	323	$ 244,860
71-09-15-227-007.000-023	7123060-023	23d	0.11	510	4/7/2023	$ 175,500	$ 193,785	0.00	0.11	$ 363,847	323	$ 244,860
71-09-15-354-001.000-023	7123060-023	23d	0.24	510	4/5/2023	$ 231,000	$ 251,969	0.00	0.24	$ 207,875	323	$ 244,860
71-09-15-252-002.000-023	7123060-023	23d	0.14	510	3/30/2023	$ 205,000	$ 227,810	0.00	0.14	$ 326,858	323	$ 244,860
71-09-15-157-011.000-023	7123060-023	23d	0.06	510	3/29/2023	$ 98,800	$ 106,997	0.00	0.06	$ 345,247	323	$ 244,860
71-09-15-177-040.000-023	7123060-023	23d	0.11	510	3/29/2023	$ 134,600	$ 145,767	0.00	0.11	$ 267,240	323	$ 244,860
71-09-15-178-003.000-023	7123060-023	23d	0.21	510	3/29/2023	$ 98,800	$ 106,997	0.00	0.21	$ 104,362	323	$ 244,860
71-09-15-207-019.000-023	7123060-023	23d	0.12	510	3/29/2023	$ 134,600	$ 145,767	0.00	0.12	$ 236,574	323	$ 244,860
71-09-15-227-013.000-023	7123060-023	23d	0.11	510	3/29/2023	$ 134,600	$ 145,767	0.00	0.11	$ 273,690	323	$ 244,860
71-09-15-253-033.000-023	7123060-023	23d	0.15	510	3/29/2023	$ 98,800	$ 106,997	0.00	0.15	$ 142,315	323	$ 244,860
71-09-15-326-005.000-023	7123060-023	23d	0.13	510	3/29/2023	$ 134,600	$ 145,767	0.00	0.13	$ 218,952	323	$ 244,860
71-09-15-329-005.000-023	7123060-023	23d	0.13	510	3/29/2023	$ 117,700	$ 127,465	0.00	0.13	$ 200,628	323	$ 244,860
71-09-15-357-004.000-023	7123060-023	23d	0.11	510	3/29/2023	$ 98,800	$ 106,997	0.00	0.11	$ 202,644	323	$ 244,860
71-09-15-378-007.000-023	7123060-023	23d	0.13	510	3/29/2023	$ 134,600	$ 145,767	0.00	0.13	$ 218,952	323	$ 244,860
71-09-22-103-006.000-023	7123060-023	23d	0.13	510	3/29/2023	$ 98,800	$ 106,997	0.00	0.13	$ 162,114	323	$ 244,860
71-09-22-107-010.000-023	7123060-023	23d	0.15	510	3/29/2023	$ 98,800	$ 106,997	0.00	0.15	$ 140,597	323	$ 244,860
71-09-15-154-005.000-023	7123060-023	23d	0.11	510	3/27/2023	$ 140,000	$ 151,615	0.00	0.11	$ 270,450	323	$ 244,860
71-09-15-253-024.000-023	7123060-023	23d	0.12	510	3/15/2023	$ 160,000	$ 177,803	0.00	0.12	$ 302,543	323	$ 244,860
71-09-15-328-007.000-023	7123060-023	23d	0.13	510	3/3/2023	$ 94,000	$ 101,799	0.00	0.13	$ 154,238	323	$ 244,860
71-09-15-251-011.000-023	7123060-023	23d	0.13	510	2/24/2023	$ 196,000	$ 219,220	0.00	0.13	$ 328,830	323	$ 244,860
71-09-22-104-015.000-023	7123060-023	23d	0.18	510	2/22/2023	$ 208,000	$ 229,501	0.00	0.18	$ 248,993	323	$ 244,860
71-09-15-177-025.000-023	7123060-023	23d	0.12	510	2/17/2023	$ 86,250	$ 90,465	0.00	0.12	$ 145,627	323	$ 244,860
71-09-15-284-006.000-023	7123060-023	23d	0.15	510	2/16/2023	$ 80,000	$ 83,909	0.00	0.15	$ 114,221	323	$ 244,860
71-09-15-131-006.000-023	7123060-023	23d	1.37	510	2/10/2023	$ 399,000	$ 434,536	0.37	1.00	$ 63,519	323	$ 244,860
71-09-15-159-005.000-023	7123060-023	23d	0.13	510	2/10/2023	$ 195,000	$ 218,101	0.00	0.13	$ 323,147	323	$ 244,860
71-09-15-176-004.000-023	7123060-023	23d	0.25	510	2/8/2023	$ 145,000	$ 162,178	0.00	0.25	$ 128,961	323	$ 244,860
71-09-15-383-024.000-023	7123060-023	23d	0.16	510	1/23/2023	$ 188,757	$ 212,499	0.00	0.16	$ 273,663	323	$ 244,860
71-09-15-201-009.000-023	7123060-023	23d	0.12	510	1/13/2023	$ 168,000	$ 189,131	0.00	0.12	$ 319,325	323	$ 244,860
71-09-22-104-021.000-023	7123060-023	23d	0.16	510	12/7/2022	$ 190,000	$ 215,309	0.00	0.16	$ 270,439	323	$ 244,860
71-09-15-377-017.000-023	7123060-023	23d	0.24	510	12/2/2022	$ 175,000	$ 198,311	0.00	0.24	$ 168,719	323	$ 244,860
71-09-15-177-033.000-023	7123060-023	23d	0.15	510	11/21/2022	$ 118,000	$ 130,851	0.00	0.15	$ 172,723	323	$ 244,860
71-09-15-230-017.000-023	7123060-023	23d	0.10	510	10/17/2022	$ 169,999	$ 195,222	0.00	0.10	$ 383,058	323	$ 244,860
71-09-15-236-003.000-023	7123060-023	23d	0.11	510	10/14/2022	$ 141,000	$ 157,317	0.00	0.11	$ 284,582	323	$ 244,860
71-09-15-226-009.000-023	7123060-023	23d	0.12	510	10/11/2022	$ 155,000	$ 177,997	0.00	0.12	$ 290,613	323	$ 244,860
71-09-15-254-022.000-023	7123060-023	23d	0.12	510	10/7/2022	$ 70,000	$ 74,535	0.00	0.12	$ 127,323	323	$ 244,860
71-09-15-228-001.000-023	7123060-023	23d	0.11	510	10/6/2022	$ 125,000	$ 139,466	0.00	0.11	$ 258,296	323	$ 244,860
71-09-15-153-017.000-023	7123060-023	23d	0.06	520	10/5/2022	$ 197,000	$ 226,229	0.00	0.06	$ 801,179	323	$ 244,860
71-09-15-252-031.000-023	7123060-023	23d	0.20	510	9/28/2022	$ 210,000	$ 238,711	0.00	0.20	$ 238,711	323	$ 244,860
71-09-15-234-003.000-023	7123060-023	23d	0.10	510	9/26/2022	$ 152,000	$ 175,728	0.00	0.10	$ 338,704	323	$ 244,860
71-09-15-205-004.000-023	7123060-023	23d	0.11	510	9/21/2022	$ 190,000	$ 219,660	0.00	0.11	$ 402,032	323	$ 244,860
71-09-15-234-011.000-023	7123060-023	23d	0.10	510	9/16/2022	$ 135,000	$ 151,561	0.00	0.10	$ 297,388	323	$ 244,860
71-09-15-203-005.000-023	7123060-023	23d	0.11	510	9/9/2022	$ 181,000	$ 209,255	0.00	0.11	$ 382,989	323	$ 244,860

State Parcel Number	Neighborhood Code	Market Area	Acres	Property Class	Sale Date	Adj Sale Price	Time Adjusted Sale Price (TASP)	Res Excess Acres	Res Homesite/ Frontage Acres	TASP/Acre	NBHD Sale Count	Median TASP/Acre
71-09-15-383-018.000-023	7123060-023	23d	0.16	510	9/9/2022	$ 140,150	$ 157,343	0.00	0.16	$ 196,498	323	$ 244,860
71-09-15-178-042.000-023	7123060-023	23d	0.12	510	8/23/2022	$ 160,000	$ 186,231	0.00	0.12	$ 307,281	323	$ 244,860
71-09-15-236-010.000-023	7123060-023	23d	0.11	510	8/23/2022	$ 185,000	$ 215,330	0.00	0.11	$ 389,525	323	$ 244,860
71-09-22-104-003.000-023	7123060-023	23d	0.17	510	8/19/2022	$ 173,200	$ 201,595	0.00	0.17	$ 235,998	323	$ 244,860
71-09-15-226-015.000-023	7123060-023	23d	0.11	510	7/18/2022	$ 180,500	$ 211,524	0.00	0.11	$ 397,153	323	$ 244,860
71-09-15-357-005.000-023	7123060-023	23d	0.11	510	7/18/2022	$ 132,000	$ 150,076	0.00	0.11	$ 284,232	323	$ 244,860
71-09-15-155-003.000-023	7123060-023	23d	0.12	510	7/15/2022	$ 124,000	$ 140,981	0.00	0.12	$ 244,860	323	$ 244,860
71-09-15-207-010.000-023	7123060-023	23d	0.18	510	7/13/2022	$ 239,900	$ 276,064	0.00	0.18	$ 314,388	323	$ 244,860
71-09-15-253-004.000-023	7123060-023	23d	0.13	510	7/1/2022	$ 227,000	$ 261,220	0.00	0.13	$ 391,830	323	$ 244,860
71-09-15-252-030.000-023	7123060-023	23d	0.13	510	6/27/2022	$ 179,000	$ 211,203	0.00	0.13	$ 316,805	323	$ 244,860
71-09-15-284-004.000-023	7123060-023	23d	0.15	510	6/22/2022	$ 82,000	$ 88,735	0.00	0.15	$ 120,791	323	$ 244,860
71-09-22-104-035.000-023	7123060-023	23d	0.15	510	6/22/2022	$ 179,500	$ 211,793	0.00	0.15	$ 278,301	323	$ 244,860
71-09-15-204-012.000-023	7123060-023	23d	0.11	510	6/13/2022	$ 210,000	$ 243,159	0.00	0.11	$ 434,100	323	$ 244,860
71-09-15-229-013.000-023	7123060-023	23d	0.11	510	6/6/2022	$ 130,000	$ 148,753	0.00	0.11	$ 275,497	323	$ 244,860
71-09-15-283-006.000-023	7123060-023	23d	0.32	510	5/20/2022	$ 99,000	$ 114,017	0.00	0.32	$ 71,462	323	$ 244,860
71-09-15-329-015.000-023	7123060-023	23d	0.14	510	5/20/2022	$ 75,000	$ 81,501	0.00	0.14	$ 120,264	323	$ 244,860
71-09-22-103-011.000-023	7123060-023	23d	0.28	510	5/16/2022	$ 192,000	$ 228,101	0.00	0.28	$ 161,496	323	$ 244,860
71-09-15-327-004.000-023	7123060-023	23d	0.26	510	5/13/2022	$ 95,000	$ 109,410	0.00	0.26	$ 82,885	323	$ 244,860
71-09-15-279-003.000-023	7123060-023	23d	0.13	510	5/11/2022	$ 217,000	$ 252,836	0.00	0.13	$ 382,415	323	$ 244,860
71-09-15-228-004.000-023	7123060-023	23d	0.09	510	4/29/2022	$ 140,000	$ 162,293	0.00	0.09	$ 350,669	323	$ 244,860
71-09-15-201-011.000-023	7123060-023	23d	0.12	510	4/18/2022	$ 249,134	$ 292,102	0.00	0.12	$ 481,969	323	$ 244,860
71-09-15-377-020.000-023	7123060-023	23d	0.12	510	4/14/2022	$ 125,000	$ 144,905	0.00	0.12	$ 246,564	323	$ 244,860
71-09-15-178-029.000-023	7123060-023	23d	0.18	510	4/8/2022	$ 102,200	$ 118,474	0.00	0.18	$ 134,815	323	$ 244,860
71-09-15-233-002.000-023	7123060-023	23d	0.10	510	3/31/2022	$ 177,000	$ 213,203	0.00	0.10	$ 414,602	323	$ 244,860
71-09-15-228-012.000-023	7123060-023	23d	0.11	510	3/25/2022	$ 176,000	$ 211,998	0.00	0.11	$ 392,629	323	$ 244,860
71-09-15-278-015.000-023	7123060-023	23d	0.15	510	3/8/2022	$ 261,000	$ 307,950	0.00	0.15	$ 419,196	323	$ 244,860
71-09-22-103-015.000-023	7123060-023	23d	0.11	510	3/7/2022	$ 105,000	$ 122,524	0.00	0.11	$ 232,051	323	$ 244,860
71-09-15-180-006.000-023	7123060-023	23d	0.19	510	3/4/2022	$ 137,000	$ 159,865	0.00	0.19	$ 170,054	323	$ 244,860
71-09-15-177-039.000-023	7123060-023	23d	0.11	530	2/28/2022	$ 190,000	$ 230,455	0.00	0.11	$ 422,501	323	$ 244,860
71-09-15-251-017.000-023	7123060-023	23d	0.20	530	2/28/2022	$ 200,000	$ 242,584	0.00	0.20	$ 242,584	323	$ 244,860
71-09-15-383-019.000-023	7123060-023	23d	0.16	510	2/24/2022	$ 160,000	$ 194,067	0.00	0.16	$ 242,362	323	$ 244,860
71-09-15-254-017.000-023	7123060-023	23d	0.10	510	2/18/2022	$ 77,000	$ 84,760	0.00	0.10	$ 166,763	323	$ 244,860
71-09-15-330-020.000-023	7123060-023	23d	0.13	510	2/18/2022	$ 115,000	$ 135,087	0.00	0.13	$ 212,625	323	$ 244,860
71-09-15-206-018.000-023	7123060-023	23d	0.09	510	2/2/2022	$ 120,000	$ 140,961	0.00	0.09	$ 317,161	323	$ 244,860
71-09-15-159-003.000-023	7123060-023	23d	0.13	510	2/1/2022	$ 150,000	$ 181,938	0.00	0.13	$ 269,566	323	$ 244,860
71-09-15-177-006.000-023	7123060-023	23d	0.16	530	2/1/2022	$ 182,500	$ 221,358	0.00	0.16	$ 279,489	323	$ 244,860
71-09-22-106-013.000-023	7123060-023	23d	0.19	510	1/31/2022	$ 165,000	$ 201,530	0.00	0.19	$ 210,468	323	$ 244,860
71-09-15-330-003.000-023	7123060-023	23d	0.13	510	1/14/2022	$ 105,300	$ 124,523	0.00	0.13	$ 195,998	323	$ 244,860
71-09-15-201-010.000-023	7123060-023	23d	0.12	510	1/6/2022	$ 250,000	$ 298,741	0.00	0.12	$ 504,387	323	$ 244,860
71-09-15-279-017.000-023	7123060-023	23d	0.12	510	1/6/2022	$ 85,000	$ 93,978	0.00	0.12	$ 156,008	323	$ 244,860
71-09-15-278-002.000-023	7123060-023	23d	0.15	510	12/23/2021	$ 121,000	$ 144,056	0.00	0.15	$ 196,097	323	$ 244,860
71-09-15-252-043.000-023	7123060-023	23d	0.18	510	12/22/2021	$ 140,000	$ 166,677	0.00	0.18	$ 184,744	323	$ 244,860
71-09-15-236-006.000-023	7123060-023	23d	0.11	510	12/10/2021	$ 123,500	$ 147,033	0.00	0.11	$ 265,978	323	$ 244,860
71-09-22-103-013.000-023	7123060-023	23d	0.11	520	12/7/2021	$ 100,000	$ 119,055	0.00	0.11	$ 225,481	323	$ 244,860
71-09-15-328-004.000-023	7123060-023	23d	0.09	510	12/3/2021	$ 85,000	$ 94,395	0.00	0.09	$ 216,699	323	$ 244,860
71-09-15-382-001.000-023	7123060-023	23d	0.20	510	11/30/2021	$ 159,900	$ 198,050	0.00	0.20	$ 196,964	323	$ 244,860
71-09-15-207-001.000-023	7123060-023	23d	0.15	510	11/23/2021	$ 130,000	$ 155,824	0.00	0.15	$ 201,117	323	$ 244,860
71-09-15-227-001.000-023	7123060-023	23d	0.17	510	11/23/2021	$ 194,500	$ 240,905	0.00	0.17	$ 282,699	323	$ 244,860
71-09-15-207-018.000-023	7123060-023	23d	0.12	510	11/16/2021	$ 92,000	$ 110,276	0.00	0.12	$ 178,973	323	$ 244,860
71-09-15-235-014.000-023	7123060-023	23d	0.10	510	11/12/2021	$ 165,000	$ 204,366	0.00	0.10	$ 407,612	323	$ 244,860
71-09-15-203-017.000-023	7123060-023	23d	0.11	510	11/3/2021	$ 115,000	$ 137,845	0.00	0.11	$ 252,290	323	$ 244,860
71-09-15-229-009.000-023	7123060-023	23d	0.11	510	11/3/2021	$ 92,000	$ 110,276	0.00	0.11	$ 204,235	323	$ 244,860
71-09-15-381-014.000-023	7123060-023	23d	0.20	510	10/14/2021	$ 155,000	$ 193,332	0.00	0.20	$ 195,281	323	$ 244,860
71-09-15-228-016.000-023	7123060-023	23d	0.11	510	10/7/2021	$ 144,000	$ 173,787	0.00	0.11	$ 321,861	323	$ 244,860
71-09-15-252-006.000-023	7123060-023	23d	0.11	510	9/30/2021	$ 150,000	$ 188,414	0.00	0.11	$ 351,943	323	$ 244,860
71-09-15-236-002.000-023	7123060-023	23d	0.11	510	9/28/2021	$ 175,000	$ 219,817	0.00	0.11	$ 397,642	323	$ 244,860
71-09-15-329-029.000-023	7123060-023	23d	0.17	510	9/28/2021	$ 103,000	$ 125,162	0.00	0.17	$ 147,753	323	$ 244,860
71-09-15-157-004.000-023	7123060-023	23d	0.23	510	9/24/2021	$ 217,000	$ 266,059	0.00	0.23	$ 235,177	323	$ 244,860
71-09-15-252-042.000-023	7123060-023	23d	0.12	510	9/20/2021	$ 143,000	$ 173,769	0.00	0.12	$ 286,719	323	$ 244,860
71-09-15-377-018.000-023	7123060-023	23d	0.12	510	9/17/2021	$ 119,000	$ 144,605	0.00	0.12	$ 246,054	323	$ 244,860
71-09-15-231-003.000-023	7123060-023	23d	0.16	510	9/2/2021	$ 142,000	$ 172,554	0.00	0.16	$ 215,989	323	$ 244,860
71-09-15-203-014.000-023	7123060-023	23d	0.11	510	8/31/2021	$ 148,500	$ 187,848	0.00	0.11	$ 327,437	323	$ 244,860
71-09-15-202-017.000-023	7123060-023	23d	0.12	510	8/25/2021	$ 170,000	$ 215,044	0.00	0.12	$ 365,911	323	$ 244,860
71-09-22-104-020.000-023	7123060-023	23d	0.16	510	8/25/2021	$ 165,000	$ 208,719	0.00	0.16	$ 262,163	323	$ 244,860

State Parcel Number	Neighborhood Code	Market Area	Acres	Property Class	Sale Date	Adj Sale Price	Time Adjusted Sale Price (TASP)	Res Excess Acres	Res Homesite/ Frontage Acres	TASP/Acre	NBHD Sale Count	Median TASP/Acre
71-09-15-380-015.000-023	7123060-023	23d	0.25	510	8/23/2021	$ 145,500	$ 184,053	0.00	0.25	$ 147,730	323	$ 244,860
71-09-15-180-020.000-023	7123060-023	23d	0.06	510	8/12/2021	$ 62,000	$ 70,113	0.00	0.06	$ 224,568	323	$ 244,860
71-09-15-229-015.000-023	7123060-023	23d	0.11	510	8/9/2021	$ 139,900	$ 171,179	0.00	0.11	$ 324,762	323	$ 244,860
71-09-15-377-013.000-023	7123060-023	23d	0.18	510	7/30/2021	$ 95,000	$ 117,049	0.00	0.18	$ 132,777	323	$ 244,860
71-09-15-157-003.000-023	7123060-023	23d	0.23	510	7/28/2021	$ 215,000	$ 267,049	0.00	0.23	$ 236,052	323	$ 244,860
71-09-15-206-012.000-023	7123060-023	23d	0.18	510	7/26/2021	$ 238,000	$ 295,617	0.00	0.18	$ 319,926	323	$ 244,860
71-09-15-236-012.000-023	7123060-023	23d	0.11	510	7/23/2021	$ 128,000	$ 157,708	0.00	0.11	$ 285,290	323	$ 244,860
71-09-15-252-032.000-023	7123060-023	23d	0.13	510	7/20/2021	$ 162,500	$ 207,011	0.00	0.13	$ 310,517	323	$ 244,860
71-09-15-207-023.000-023	7123060-023	23d	0.12	510	7/15/2021	$ 170,000	$ 216,565	0.00	0.12	$ 357,333	323	$ 244,860
71-09-15-281-011.000-023	7123060-023	23d	0.15	510	7/1/2021	$ 120,000	$ 147,851	0.00	0.15	$ 201,262	323	$ 244,860
71-09-15-330-009.000-023	7123060-023	23d	0.19	510	7/1/2021	$ 165,000	$ 210,196	0.00	0.19	$ 220,099	323	$ 244,860
71-09-15-283-002.000-023	7123060-023	23d	0.17	510	6/28/2021	$ 150,000	$ 192,440	0.00	0.17	$ 226,558	323	$ 244,860
71-09-15-206-009.000-023	7123060-023	23d	0.11	510	6/24/2021	$ 120,000	$ 148,885	0.00	0.11	$ 262,039	323	$ 244,860
71-09-15-331-004.000-023	7123060-023	23d	0.13	510	6/17/2021	$ 113,500	$ 140,821	0.00	0.13	$ 221,650	323	$ 244,860
71-09-15-330-028.000-023	7123060-023	23d	0.18	510	6/8/2021	$ 165,000	$ 211,684	0.00	0.18	$ 231,101	323	$ 244,860
71-09-15-251-002.000-023	7123060-023	23d	0.10	510	6/4/2021	$ 162,500	$ 208,476	0.00	0.10	$ 429,981	323	$ 244,860
71-09-15-204-014.000-023	7123060-023	23d	0.11	510	5/27/2021	$ 173,000	$ 223,520	0.00	0.11	$ 399,040	323	$ 244,860
71-09-15-276-020.000-023	7123060-023	23d	0.14	510	5/27/2021	$ 95,000	$ 118,695	0.00	0.14	$ 174,086	323	$ 244,860
71-09-15-178-004.000-023	7123060-023	23d	0.21	510	5/21/2021	$ 160,000	$ 206,724	0.00	0.21	$ 201,632	323	$ 244,860
71-09-15-179-004.000-023	7123060-023	23d	0.08	510	5/21/2021	$ 150,000	$ 193,803	0.00	0.08	$ 472,680	323	$ 244,860
71-09-15-206-010.000-023	7123060-023	23d	0.10	510	5/19/2021	$ 130,000	$ 162,425	0.00	0.10	$ 321,602	323	$ 244,860
71-09-15-278-010.000-023	7123060-023	23d	0.15	510	5/7/2021	$ 178,000	$ 229,980	0.00	0.15	$ 313,060	323	$ 244,860
71-09-15-179-007.000-023	7123060-023	23d	0.11	510	5/3/2021	$ 145,000	$ 187,343	0.00	0.11	$ 354,814	323	$ 244,860
71-09-15-279-002.000-023	7123060-023	23d	0.13	510	4/30/2021	$ 115,000	$ 144,698	0.00	0.13	$ 218,856	323	$ 244,860
71-09-15-328-012.000-023	7123060-023	23d	0.13	510	4/28/2021	$ 149,900	$ 195,048	0.00	0.13	$ 295,522	323	$ 244,860
71-09-15-401-021.000-023	7123060-023	23d	0.31	510	4/12/2021	$ 94,000	$ 118,275	0.00	0.31	$ 75,765	323	$ 244,860
71-09-15-203-003.000-023	7123060-023	23d	0.11	510	4/5/2021	$ 135,000	$ 169,862	0.00	0.11	$ 310,890	323	$ 244,860
71-09-15-156-003.000-023	7123060-023	23d	0.12	510	3/31/2021	$ 125,500	$ 159,027	0.00	0.12	$ 255,382	323	$ 244,860
71-09-15-207-012.000-023	7123060-023	23d	0.13	510	3/26/2021	$ 144,900	$ 189,879	0.00	0.13	$ 282,484	323	$ 244,860
71-09-15-228-014.000-023	7123060-023	23d	0.11	510	3/19/2021	$ 136,000	$ 172,333	0.00	0.11	$ 319,167	323	$ 244,860
71-09-15-157-013.000-023	7123060-023	23d	0.19	520	3/12/2021	$ 110,000	$ 139,387	0.00	0.19	$ 143,743	323	$ 244,860
71-09-15-178-009.000-023	7123060-023	23d	0.14	510	3/10/2021	$ 125,000	$ 158,394	0.00	0.14	$ 229,758	323	$ 244,860
71-09-15-252-010.000-023	7123060-023	23d	0.13	530	3/3/2021	$ 200,000	$ 262,083	0.00	0.13	$ 402,267	323	$ 244,860
71-09-15-377-028.000-023	7123060-023	23d	0.21	510	2/26/2021	$ 163,000	$ 215,113	0.00	0.21	$ 203,349	323	$ 244,860
71-09-15-177-034.000-023	7123060-023	23d	0.17	520	2/26/2021	$ 115,000	$ 146,758	0.00	0.17	$ 176,110	323	$ 244,860
71-09-15-280-011.000-023	7123060-023	23d	0.15	510	2/19/2021	$ 75,500	$ 87,821	0.00	0.15	$ 119,547	323	$ 244,860
71-09-15-176-009.000-023	7123060-023	23d	0.16	510	2/12/2021	$ 180,000	$ 237,548	0.00	0.16	$ 288,435	323	$ 244,860
71-09-15-382-007.000-023	7123060-023	23d	0.33	510	2/12/2021	$ 155,000	$ 204,555	0.00	0.33	$ 125,853	323	$ 244,860
71-09-15-331-031.000-023	7123060-023	23d	0.26	510	2/9/2021	$ 115,000	$ 146,758	0.00	0.26	$ 110,986	323	$ 244,860
71-09-15-131-004.000-023	7123060-023	23d	0.74	510	2/5/2021	$ 313,375	$ 386,304	0.00	0.74	$ 104,505	323	$ 244,860
71-09-15-178-041.000-023	7123060-023	23d	0.12	510	2/2/2021	$ 139,900	$ 178,535	0.00	0.12	$ 294,582	323	$ 244,860
71-09-15-205-006.000-023	7123060-023	23d	0.11	510	1/15/2021	$ 157,500	$ 209,328	0.00	0.11	$ 383,122	323	$ 244,860
71-09-15-228-015.000-023	7123060-023	23d	0.11	510	1/12/2021	$ 115,000	$ 147,805	0.00	0.11	$ 273,741	323	$ 244,860
71-09-15-180-013.000-023	7123060-023	23d	0.10	510	12/28/2020	$ 91,700	$ 118,702	0.00	0.10	$ 247,399	323	$ 244,860
71-09-15-380-017.000-023	7123060-023	23d	0.19	510	12/18/2020	$ 110,000	$ 142,391	0.00	0.19	$ 146,493	323	$ 244,860
71-09-15-278-005.000-023	7123060-023	23d	0.13	510	12/16/2020	$ 149,900	$ 200,640	0.00	0.13	$ 303,469	323	$ 244,860
71-09-15-377-026.000-023	7123060-023	23d	0.16	510	11/25/2020	$ 165,000	$ 222,416	0.00	0.16	$ 285,626	323	$ 244,860
71-09-15-229-005.000-023	7123060-023	23d	0.11	510	11/24/2020	$ 146,000	$ 196,804	0.00	0.11	$ 373,379	323	$ 244,860
71-09-15-177-001.000-023	7123060-023	23d	0.19	510	11/18/2020	$ 169,000	$ 227,808	0.00	0.19	$ 243,218	323	$ 244,860
71-09-15-160-013.000-023	7123060-023	23d	0.26	510	11/13/2020	$ 100,000	$ 130,375	0.00	0.26	$ 100,427	323	$ 244,860
71-09-15-178-017.000-023	7123060-023	23d	0.18	510	9/29/2020	$ 147,500	$ 201,650	0.00	0.18	$ 228,152	323	$ 244,860
71-09-15-206-003.000-023	7123060-023	23d	0.12	510	9/28/2020	$ 184,000	$ 251,549	0.00	0.12	$ 429,368	323	$ 244,860
71-09-15-227-004.000-023	7123060-023	23d	0.11	510	9/25/2020	$ 131,500	$ 173,923	0.00	0.11	$ 326,554	323	$ 244,860
71-09-15-383-013.000-023	7123060-023	23d	0.20	510	9/18/2020	$ 155,000	$ 211,903	0.00	0.20	$ 211,708	323	$ 244,860
71-09-22-107-027.000-023	7123060-023	23d	0.15	510	9/18/2020	$ 110,000	$ 145,487	0.00	0.15	$ 191,173	323	$ 244,860
71-09-15-377-008.000-023	7123060-023	23d	0.12	510	9/17/2020	$ 87,000	$ 103,672	0.00	0.12	$ 176,404	323	$ 244,860
71-09-15-205-012.000-023	7123060-023	23d	0.11	510	9/16/2020	$ 125,000	$ 165,326	0.00	0.11	$ 302,587	323	$ 244,860
71-09-15-231-016.000-023	7123060-023	23d	0.11	510	9/14/2020	$ 123,000	$ 162,681	0.00	0.11	$ 305,446	323	$ 244,860
71-09-15-328-013.000-023	7123060-023	23d	0.13	510	9/8/2020	$ 74,900	$ 89,253	0.00	0.13	$ 135,230	323	$ 244,860
71-09-15-281-004.000-023	7123060-023	23d	0.15	520	8/27/2020	$ 184,125	$ 253,498	0.00	0.15	$ 345,073	323	$ 244,860
71-09-15-279-004.000-023	7123060-023	23d	0.13	510	8/21/2020	$ 125,000	$ 166,521	0.00	0.13	$ 251,864	323	$ 244,860
71-09-15-276-008.000-023	7123060-023	23d	0.14	510	8/18/2020	$ 128,000	$ 170,518	0.00	0.14	$ 250,557	323	$ 244,860
71-09-15-251-001.000-023	7123060-023	23d	0.10	510	7/29/2020	$ 170,000	$ 235,701	0.00	0.10	$ 457,538	323	$ 244,860
71-09-22-106-004.000-023	7123060-023	23d	0.29	510	7/22/2020	$ 122,500	$ 164,374	0.00	0.29	$ 115,207	323	$ 244,860

State Parcel Number	Neighborhood Code	Market Area	Acres	Property Class	Sale Date	Adj Sale Price	Time Adjusted Sale Price (TASP)	Res Excess Acres	Res Homesite/ Frontage Acres	TASP/Acre	NBHD Sale Count	Median TASP/Acre
71-09-15-251-019.000-023	7123060-023	23d	0.11	510	7/21/2020	$ 105,246	$ 141,222	0.00	0.11	$ 258,038	323	$ 244,860
71-09-15-330-021.000-023	7123060-023	23d	0.13	510	7/21/2020	$ 80,000	$ 96,267	0.00	0.13	$ 151,524	323	$ 244,860
71-09-15-383-022.000-023	7123060-023	23d	0.16	510	7/16/2020	$ 157,000	$ 217,677	0.00	0.16	$ 271,846	323	$ 244,860
71-09-15-207-017.000-023	7123060-023	23d	0.12	520	7/2/2020	$ 153,108	$ 212,281	0.00	0.12	$ 344,522	323	$ 244,860
71-09-15-234-007.000-023	7123060-023	23d	0.10	510	6/26/2020	$ 124,000	$ 167,594	0.00	0.10	$ 323,027	323	$ 244,860
71-09-15-329-032.000-023	7123060-023	23d	0.19	510	6/23/2020	$ 135,000	$ 182,461	0.00	0.19	$ 188,521	323	$ 244,860
71-09-15-283-001.000-023	7123060-023	23d	0.20	510	6/18/2020	$ 80,000	$ 96,741	0.00	0.20	$ 97,547	323	$ 244,860
71-09-15-277-008.000-023	7123060-023	23d	0.10	510	5/29/2020	$ 149,900	$ 210,765	0.00	0.10	$ 437,185	323	$ 244,860
71-09-15-326-013.000-023	7123060-023	23d	0.24	510	5/29/2020	$ 135,000	$ 183,788	0.00	0.24	$ 155,092	323	$ 244,860
71-09-15-235-012.000-023	7123060-023	23d	0.10	510	4/27/2020	$ 160,000	$ 226,542	0.00	0.10	$ 440,541	323	$ 244,860
71-09-15-202-016.000-023	7123060-023	23d	0.12	510	4/24/2020	$ 105,000	$ 143,988	0.00	0.12	$ 245,004	323	$ 244,860
71-09-15-155-006.000-023	7123060-023	23d	0.11	510	4/13/2020	$ 168,000	$ 237,869	0.00	0.11	$ 439,793	323	$ 244,860
71-09-15-331-020.000-023	7123060-023	23d	0.18	510	4/3/2020	$ 88,000	$ 107,469	0.00	0.18	$ 118,066	323	$ 244,860
71-09-15-208-022.000-023	7123060-023	23d	0.11	510	3/10/2020	$ 130,000	$ 179,570	0.00	0.11	$ 320,315	323	$ 244,860
71-09-15-254-003.000-023	7123060-023	23d	0.15	510	3/6/2020	$ 87,500	$ 107,387	0.00	0.15	$ 144,688	323	$ 244,860
71-09-15-230-014.000-023	7123060-023	23d	0.10	510	3/3/2020	$ 94,000	$ 129,843	0.00	0.10	$ 254,774	323	$ 244,860
71-09-15-281-002.000-023	7123060-023	23d	0.15	510	2/21/2020	$ 110,000	$ 153,053	0.00	0.15	$ 208,344	323	$ 244,860
71-09-15-178-039.000-023	7123060-023	23d	0.12	510	2/13/2020	$ 104,900	$ 145,957	0.00	0.12	$ 247,004	323	$ 244,860
71-09-15-236-018.000-023	7123060-023	23d	0.13	510	2/10/2020	$ 120,000	$ 166,967	0.00	0.13	$ 250,452	323	$ 244,860
71-09-15-204-007.000-023	7123060-023	23d	0.24	510	2/3/2020	$ 256,500	$ 356,127	0.00	0.24	$ 298,412	323	$ 244,860
71-09-15-327-012.000-023	7123060-023	23d	0.11	510	12/13/2019	$ 67,000	$ 83,458	0.00	0.11	$ 158,063	323	$ 244,860
71-09-15-329-027.000-023	7123060-023	23d	0.38	510	12/13/2019	$ 150,000	$ 218,352	0.00	0.38	$ 114,561	323	$ 244,860
71-09-15-177-029.000-023	7123060-023	23d	0.12	510	12/3/2019	$ 93,000	$ 131,298	0.00	0.12	$ 222,197	323	$ 244,860
71-09-22-107-016.000-023	7123060-023	23d	0.15	510	12/2/2019	$ 115,000	$ 162,358	0.00	0.15	$ 213,343	323	$ 244,860
71-09-22-107-006.000-023	7123060-023	23d	0.15	510	11/13/2019	$ 104,000	$ 147,902	0.00	0.15	$ 194,348	323	$ 244,860
71-09-15-331-037.000-023	7123060-023	23d	0.24	510	10/22/2019	$ 143,690	$ 205,843	0.00	0.24	$ 175,127	323	$ 244,860
71-09-15-253-005.000-023	7123060-023	23d	0.13	510	10/11/2019	$ 130,000	$ 186,231	0.00	0.13	$ 279,347	323	$ 244,860
71-09-15-253-020.000-023	7123060-023	23d	0.15	510	9/23/2019	$ 110,000	$ 158,734	0.00	0.15	$ 209,528	323	$ 244,860
71-09-15-279-013.000-023	7123060-023	23d	0.10	510	8/29/2019	$ 93,500	$ 135,911	0.00	0.10	$ 281,918	323	$ 244,860
71-09-15-202-018.000-023	7123060-023	23d	0.12	510	8/28/2019	$ 93,000	$ 135,184	0.00	0.12	$ 230,025	323	$ 244,860
71-09-15-381-002.000-023	7123060-023	23d	0.16	510	8/16/2019	$ 158,000	$ 236,363	0.00	0.16	$ 301,052	323	$ 244,860
71-09-15-253-027.000-023	7123060-023	23d	0.13	510	8/8/2019	$ 65,000	$ 82,588	0.00	0.13	$ 126,762	323	$ 244,860
71-09-15-283-003.000-023	7123060-023	23d	0.17	510	7/30/2019	$ 80,000	$ 102,151	0.00	0.17	$ 120,262	323	$ 244,860
71-09-15-226-014.000-023	7123060-023	23d	0.21	510	7/12/2019	$ 145,000	$ 218,384	0.00	0.21	$ 205,018	323	$ 244,860
71-09-15-357-001.000-023	7123060-023	23d	0.21	509	6/21/2019	$ 87,000	$ 111,640	0.00	0.21	$ 105,718	323	$ 244,860
71-09-15-233-015.000-023	7123060-023	23d	0.10	510	6/20/2019	$ 129,900	$ 191,595	0.00	0.10	$ 372,583	323	$ 244,860
71-09-15-281-015.000-023	7123060-023	23d	0.10	510	6/14/2019	$ 95,500	$ 140,857	0.00	0.10	$ 292,177	323	$ 244,860
71-09-15-253-030.000-023	7123060-023	23d	0.13	510	6/10/2019	$ 124,900	$ 184,221	0.00	0.13	$ 280,582	323	$ 244,860
71-09-15-383-016.000-023	7123060-023	23d	0.16	510	6/4/2019	$ 96,000	$ 141,595	0.00	0.16	$ 176,831	323	$ 244,860
71-09-15-276-007.000-023	7123060-023	23d	0.15	510	5/7/2019	$ 150,000	$ 228,957	0.00	0.15	$ 311,667	323	$ 244,860
71-09-15-178-014.000-023	7123060-023	23d	0.18	510	5/1/2019	$ 175,000	$ 267,117	0.00	0.18	$ 302,223	323	$ 244,860
71-09-15-236-016.000-023	7123060-023	23d	0.16	510	4/18/2019	$ 109,900	$ 164,475	0.00	0.16	$ 201,025	323	$ 244,860
71-09-15-207-024.000-023	7123060-023	23d	0.12	510	2/27/2019	$ 153,000	$ 238,196	0.00	0.12	$ 385,574	323	$ 244,860
71-09-22-104-018.000-023	7123060-023	23d	0.15	510	1/31/2019	$ 93,500	$ 143,014	0.00	0.15	$ 186,573	323	$ 244,860

State Parcel Number	Neighborhood Code	Market Area	Acres	Property Class	Sale Date	Adj Sale Price	Time Adjusted Sale Price (TASP)	Res Excess Acres	Res Homesite/ Frontage Acres	TASP/Acre	NBHD Sale Count	Median TASP/Acre
71-09-15-112-010.000-023	7123061-023	23c	0.13	510	7/15/2024	$ 165,000	$ 167,717	0.00	0.13	$ 263,413	8	$ 218,820
71-09-10-365-006.000-023	7123061-023	23c	0.07	510	11/21/2023	$ 110,000	$ 114,237	0.00	0.07	$ 344,371	8	$ 218,820
71-09-10-364-003.000-023	7123061-023	23c	0.29	510	10/16/2023	$ 60,500	$ 61,840	0.00	0.29	$ 42,826	8	$ 218,820
71-09-10-363-017.000-023	7123061-023	23c	0.14	510	6/26/2023	$ 149,000	$ 162,468	0.00	0.14	$ 225,746	8	$ 218,820
71-09-15-112-008.000-023	7123061-023	23c	0.12	510	8/31/2022	$ 93,000	$ 105,066	0.00	0.12	$ 169,507	8	$ 218,820
71-09-10-364-007.000-023	7123061-023	23c	0.09	520	11/12/2021	$ 179,999	$ 222,944	0.00	0.09	$ 476,050	8	$ 218,820
71-09-10-363-005.000-023	7123061-023	23c	0.07	510	10/18/2019	$ 58,000	$ 72,967	0.00	0.07	$ 211,894	8	$ 218,820
71-09-10-364-011.000-023	7123061-023	23c	0.09	520	5/3/2019	$ 54,286	$ 70,006	0.00	0.09	$ 152,473	8	$ 218,820

State Parcel Number	Neighborhood Code	Market Area	Acres	Property Class	Sale Date	Adj Sale Price	Time Adjusted Sale Price (TASP)	Res Excess Acres	Res Homesite/ Frontage Acres	TASP/Acre	NBHD Sale Count	Median TASP/Acre
71-09-15-115-003.000-023	7123062-023	23d	0.09	510	11/7/2024	$ 180,900	$ 181,335	0.00	0.09	$ 421,954	19	$ 352,311
71-09-15-128-013.000-023	7123062-023	23d	0.12	510	6/24/2024	$ 205,000	$ 209,276	0.00	0.12	$ 352,311	19	$ 352,311
71-09-15-115-001.000-023	7123062-023	23d	0.08	510	4/19/2024	$ 305,000	$ 311,882	0.00	0.08	$ 757,281	19	$ 352,311
71-09-15-128-010.000-023	7123062-023	23d	0.13	520	3/1/2024	$ 165,000	$ 170,878	0.00	0.13	$ 270,719	19	$ 352,311
71-09-15-115-009.000-023	7123062-023	23d	0.15	510	8/8/2023	$ 280,000	$ 298,766	0.00	0.15	$ 385,606	19	$ 352,311
71-09-15-115-014.000-023	7123062-023	23d	0.18	510	6/9/2023	$ 339,000	$ 362,035	0.00	0.18	$ 402,261	19	$ 352,311
71-09-15-130-037.000-023	7123062-023	23d	0.12	510	11/18/2022	$ 185,000	$ 211,036	0.00	0.12	$ 356,308	19	$ 352,311
71-09-15-128-014.000-023	7123062-023	23d	0.11	510	6/22/2022	$ 123,000	$ 140,743	0.00	0.11	$ 245,478	19	$ 352,311
71-09-15-128-017.000-023	7123062-023	23d	0.09	510	12/6/2021	$ 150,000	$ 184,492	0.00	0.09	$ 395,299	19	$ 352,311
71-09-15-130-020.000-023	7123062-023	23d	0.18	510	11/19/2021	$ 255,000	$ 308,643	0.00	0.18	$ 338,054	19	$ 352,311
71-09-15-130-028.000-023	7123062-023	23d	0.20	510	11/5/2021	$ 300,000	$ 363,110	0.00	0.20	$ 363,110	19	$ 352,311
71-09-15-130-004.000-023	7123062-023	23d	0.13	510	9/20/2021	$ 131,000	$ 159,187	0.00	0.13	$ 242,666	19	$ 352,311
71-09-15-115-011.000-023	7123062-023	23d	0.19	510	4/26/2021	$ 210,000	$ 265,993	0.00	0.19	$ 287,560	19	$ 352,311
71-09-15-130-009.000-023	7123062-023	23d	0.13	510	3/4/2021	$ 190,000	$ 248,979	0.00	0.13	$ 382,558	19	$ 352,311
71-09-15-130-010.000-023	7123062-023	23d	0.13	510	12/14/2020	$ 105,000	$ 135,918	0.00	0.13	$ 208,840	19	$ 352,311
71-09-15-130-013.000-023	7123062-023	23d	0.13	510	12/11/2020	$ 137,820	$ 178,402	0.00	0.13	$ 276,310	19	$ 352,311
71-09-15-130-036.000-023	7123062-023	23d	0.14	510	8/14/2020	$ 137,900	$ 183,706	0.00	0.14	$ 271,492	19	$ 352,311
71-09-15-112-007.000-023	7123062-023	23d	0.15	510	12/2/2019	$ 384,900	$ 507,495	0.00	0.15	$ 671,418	19	$ 352,311
71-09-15-115-012.000-023	7123062-023	23d	0.20	510	8/2/2019	$ 170,000	$ 254,315	0.00	0.20	$ 260,836	19	$ 352,311

State Parcel Number	Neighborhood Code	Market Area	Acres	Property Class	Sale Date	Adj Sale Price	Time Adjusted Sale Price (TASP)	Res Excess Acres	Res Homesite/ Frontage Acres	TASP/Acre	NBHD Sale Count	Median TASP/Acre
71-09-13-129-004.000-023	7123064-023	23d	0.13	510	11/21/2024	$ 199,900	$ 200,380	0.00	0.13	$ 307,887	91	$ 220,698
71-10-18-102-006.000-023	7123064-023	23d	0.33	510	11/8/2024	$ 100,000	$ 100,050	0.00	0.33	$ 60,030	91	$ 220,698
71-10-07-302-007.000-023	7123064-023	23d	0.23	510	10/22/2024	$ 334,900	$ 336,175	0.00	0.23	$ 292,876	91	$ 220,698
71-10-07-355-007.000-023	7123064-023	23d	0.19	510	9/12/2024	$ 219,900	$ 221,590	0.00	0.19	$ 232,366	91	$ 220,698
71-09-13-132-004.000-023	7123064-023	23d	0.18	510	8/23/2024	$ 200,000	$ 202,478	0.00	0.18	$ 223,290	91	$ 220,698
71-10-07-305-012.000-023	7123064-023	23d	0.28	510	8/12/2024	$ 170,000	$ 172,106	0.00	0.28	$ 122,180	91	$ 220,698
71-09-13-202-006.000-023	7123064-023	23d	0.24	510	8/6/2024	$ 198,000	$ 200,453	0.00	0.24	$ 163,669	91	$ 220,698
71-09-13-208-016.000-023	7123064-023	23d	0.32	510	6/25/2024	$ 149,600	$ 152,721	0.00	0.32	$ 96,190	91	$ 220,698
71-10-18-101-005.000-023	7123064-023	23d	0.25	510	6/13/2024	$ 210,743	$ 214,583	0.00	0.25	$ 173,097	91	$ 220,698
71-09-13-132-005.000-023	7123064-023	23d	0.18	510	5/1/2024	$ 212,000	$ 216,716	0.00	0.18	$ 238,991	91	$ 220,698
71-09-13-206-002.000-023	7123064-023	23d	0.15	510	4/26/2024	$ 180,000	$ 185,483	0.00	0.15	$ 245,881	91	$ 220,698
71-09-13-131-003.000-023	7123064-023	23d	0.09	510	4/19/2024	$ 159,000	$ 163,843	0.00	0.09	$ 375,632	91	$ 220,698
71-09-13-205-008.000-023	7123064-023	23d	0.15	510	4/19/2024	$ 225,000	$ 230,961	0.00	0.15	$ 301,307	91	$ 220,698
71-09-13-227-011.000-023	7123064-023	23d	0.91	510	3/5/2024	$ 150,000	$ 155,344	0.00	0.91	$ 34,176	91	$ 220,698
71-09-12-480-003.000-023	7123064-023	23d	0.27	510	2/1/2024	$ 192,500	$ 200,394	0.00	0.27	$ 149,216	91	$ 220,698
71-10-07-355-005.000-023	7123064-023	23d	0.22	510	12/19/2023	$ 175,000	$ 184,163	0.00	0.22	$ 169,997	91	$ 220,698
71-10-07-329-009.000-023	7123064-023	23d	0.48	510	12/14/2023	$ 195,500	$ 205,737	0.00	0.48	$ 86,488	91	$ 220,698
71-10-07-352-004.000-023	7123064-023	23d	0.24	510	12/4/2023	$ 195,500	$ 205,737	0.00	0.24	$ 169,348	91	$ 220,698
71-10-07-328-009.000-023	7123064-023	23d	0.29	510	11/20/2023	$ 225,000	$ 236,387	0.00	0.29	$ 162,516	91	$ 220,698
71-10-07-302-002.000-023	7123064-023	23d	0.22	510	11/9/2023	$ 485,000	$ 506,176	0.00	0.22	$ 452,288	91	$ 220,698
71-09-13-207-005.000-023	7123064-023	23d	0.16	510	11/6/2023	$ 199,000	$ 210,604	0.00	0.16	$ 260,623	91	$ 220,698
71-10-07-327-012.000-023	7123064-023	23d	0.41	510	10/24/2023	$ 700,000	$ 733,809	0.00	0.41	$ 355,164	91	$ 220,698
71-09-13-205-004.000-023	7123064-023	23d	0.15	510	9/29/2023	$ 179,325	$ 192,003	0.00	0.15	$ 250,484	91	$ 220,698
71-10-07-303-006.000-023	7123064-023	23d	0.18	510	9/18/2023	$ 420,000	$ 442,283	0.00	0.18	$ 484,309	91	$ 220,698
71-09-13-133-002.000-023	7123064-023	23d	0.16	510	8/23/2023	$ 131,000	$ 138,059	0.00	0.16	$ 175,588	91	$ 220,698
71-09-13-208-010.000-023	7123064-023	23d	0.15	510	8/22/2023	$ 307,500	$ 325,310	0.00	0.15	$ 446,667	91	$ 220,698
71-10-07-351-001.000-023	7123064-023	23d	0.15	510	7/31/2023	$ 145,000	$ 157,135	0.00	0.15	$ 214,235	91	$ 220,698
71-10-07-303-004.000-023	7123064-023	23d	0.15	510	6/29/2023	$ 250,000	$ 269,662	0.00	0.15	$ 348,043	91	$ 220,698
71-10-07-378-013.000-023	7123064-023	23d	0.37	510	6/28/2023	$ 219,900	$ 237,195	0.00	0.37	$ 127,811	91	$ 220,698
71-09-13-227-012.000-023	7123064-023	23d	0.91	510	6/23/2023	$ 290,000	$ 312,808	0.00	0.91	$ 68,818	91	$ 220,698
71-10-07-351-004.000-023	7123064-023	23d	0.13	510	5/31/2023	$ 162,000	$ 177,751	0.00	0.13	$ 265,984	91	$ 220,698
71-10-07-354-005.000-023	7123064-023	23d	0.46	510	4/27/2023	$ 225,000	$ 245,425	0.00	0.46	$ 106,375	91	$ 220,698
71-10-07-305-011.000-023	7123064-023	23d	0.24	510	3/27/2023	$ 158,750	$ 176,414	0.00	0.24	$ 147,215	91	$ 220,698
71-09-13-129-009.000-023	7123064-023	23d	0.13	510	3/17/2023	$ 158,000	$ 175,580	0.00	0.13	$ 269,781	91	$ 220,698
71-09-13-206-015.000-023	7123064-023	23d	0.16	510	3/16/2023	$ 185,000	$ 205,585	0.00	0.16	$ 262,617	91	$ 220,698
71-09-13-131-006.000-023	7123064-023	23d	0.09	510	3/10/2023	$ 67,000	$ 70,024	0.00	0.09	$ 160,539	91	$ 220,698
71-09-13-132-006.000-023	7123064-023	23d	0.18	510	3/10/2023	$ 159,000	$ 176,692	0.00	0.18	$ 193,627	91	$ 220,698
71-10-07-352-020.000-023	7123064-023	23d	0.25	510	2/6/2023	$ 147,500	$ 164,974	0.00	0.25	$ 131,616	91	$ 220,698
71-09-13-206-005.000-023	7123064-023	23d	0.15	510	2/2/2023	$ 165,000	$ 184,547	0.00	0.15	$ 244,641	91	$ 220,698

State Parcel Number	Neighborhood Code	Market Area	Acres	Property Class	Sale Date	Adj Sale Price	Time Adjusted Sale Price (TASP)	Res Excess Acres	Res Homesite/ Frontage Acres	TASP/Acre	NBHD Sale Count	Median TASP/Acre
71-10-07-353-018.000-023	7123064-023	23d	0.26	510	10/31/2022	$ 158,000	$ 181,443	0.00	0.26	$ 138,965	91	$ 220,698
71-10-07-353-010.000-023	7123064-023	23d	0.53	510	9/14/2022	$ 180,000	$ 208,099	0.00	0.53	$ 77,910	91	$ 220,698
71-09-13-227-023.000-023	7123064-023	23d	0.22	510	7/18/2022	$ 178,000	$ 208,594	0.00	0.22	$ 187,367	91	$ 220,698
71-09-13-204-005.000-023	7123064-023	23d	0.41	510	7/15/2022	$ 425,000	$ 479,676	0.00	0.41	$ 232,176	91	$ 220,698
71-09-13-205-007.000-023	7123064-023	23d	0.15	510	7/13/2022	$ 165,300	$ 193,711	0.00	0.15	$ 252,712	91	$ 220,698
71-10-07-306-004.000-023	7123064-023	23d	0.21	510	7/6/2022	$ 222,000	$ 255,466	0.00	0.21	$ 244,574	91	$ 220,698
71-09-12-477-009.000-023	7123064-023	23d	0.26	510	5/31/2022	$ 235,000	$ 273,808	0.00	0.26	$ 208,516	91	$ 220,698
71-10-07-352-013.000-023	7123064-023	23d	0.25	510	5/13/2022	$ 132,000	$ 152,023	0.00	0.25	$ 122,010	91	$ 220,698
71-10-07-377-002.000-023	7123064-023	23d	0.21	510	5/13/2022	$ 144,900	$ 172,145	0.00	0.21	$ 164,660	91	$ 220,698
71-10-07-378-010.000-023	7123064-023	23d	0.47	510	5/3/2022	$ 180,000	$ 213,844	0.00	0.47	$ 90,473	91	$ 220,698
71-09-12-477-007.000-023	7123064-023	23d	0.35	510	4/13/2022	$ 450,000	$ 515,880	0.00	0.35	$ 297,639	91	$ 220,698
71-10-07-329-001.000-023	7123064-023	23d	0.18	510	3/4/2022	$ 195,000	$ 234,884	0.00	0.18	$ 258,373	91	$ 220,698
71-10-07-381-002.000-023	7123064-023	23d	0.21	510	1/7/2022	$ 119,500	$ 141,316	0.00	0.21	$ 136,946	91	$ 220,698
71-09-13-202-003.000-023	7123064-023	23d	0.15	510	12/22/2021	$ 145,000	$ 178,342	0.00	0.15	$ 244,295	91	$ 220,698
71-09-12-477-004.000-023	7123064-023	23d	0.26	510	12/7/2021	$ 375,000	$ 438,978	0.00	0.26	$ 344,074	91	$ 220,698
71-09-13-206-007.000-023	7123064-023	23d	0.15	510	11/30/2021	$ 153,500	$ 190,123	0.00	0.15	$ 252,032	91	$ 220,698
71-09-13-205-005.000-023	7123064-023	23d	0.15	510	11/24/2021	$ 165,850	$ 205,419	0.00	0.15	$ 267,986	91	$ 220,698
71-09-13-131-001.000-023	7123064-023	23d	0.13	510	11/10/2021	$ 120,000	$ 143,838	0.00	0.13	$ 216,054	91	$ 220,698
71-10-07-329-002.000-023	7123064-023	23d	0.21	510	10/25/2021	$ 175,000	$ 218,278	0.00	0.21	$ 208,971	91	$ 220,698
71-10-07-355-016.000-023	7123064-023	23d	0.25	510	10/19/2021	$ 165,000	$ 205,805	0.00	0.25	$ 166,324	91	$ 220,698
71-10-07-328-006.000-023	7123064-023	23d	0.29	510	10/14/2021	$ 125,000	$ 150,857	0.00	0.29	$ 103,714	91	$ 220,698
71-09-13-127-005.000-023	7123064-023	23d	0.20	510	10/4/2021	$ 130,000	$ 156,891	0.00	0.20	$ 155,322	91	$ 220,698
71-10-07-351-014.000-023	7123064-023	23d	0.23	510	7/30/2021	$ 185,000	$ 235,674	0.00	0.23	$ 200,703	91	$ 220,698
71-10-07-302-005.000-023	7123064-023	23d	0.65	510	7/29/2021	$ 315,000	$ 378,468	0.00	0.65	$ 117,172	91	$ 220,698
71-09-13-227-014.000-023	7123064-023	23d	0.83	510	7/28/2021	$ 215,000	$ 267,049	0.00	0.83	$ 64,092	91	$ 220,698
71-09-13-131-016.000-023	7123064-023	23d	0.37	510	7/23/2021	$ 115,000	$ 141,691	0.00	0.37	$ 76,156	91	$ 220,698
71-10-07-328-002.000-023	7123064-023	23d	0.66	500	7/7/2021	$ 190,000	$ 242,043	0.00	0.66	$ 366,091	91	$ 220,698
71-10-07-328-003.000-023	7123064-023	23d	0.58	510	7/7/2021	$ 190,000	$ 242,043	0.00	0.58	$ 83,202	91	$ 220,698
71-09-13-227-007.000-023	7123064-023	23d	0.29	510	7/6/2021	$ 243,200	$ 302,076	0.00	0.29	$ 207,628	91	$ 220,698
71-10-07-351-015.000-023	7123064-023	23d	0.23	510	6/30/2021	$ 202,000	$ 259,152	0.00	0.23	$ 220,698	91	$ 220,698
71-10-07-353-006.000-023	7123064-023	23d	0.23	510	6/11/2021	$ 161,000	$ 206,552	0.00	0.23	$ 177,289	91	$ 220,698
71-09-13-203-001.000-023	7123064-023	23d	0.22	510	6/7/2021	$ 195,000	$ 250,172	0.00	0.22	$ 225,248	91	$ 220,698
71-09-13-128-006.000-023	7123064-023	23d	0.14	510	5/4/2021	$ 195,500	$ 252,591	0.00	0.14	$ 366,762	91	$ 220,698
71-09-13-130-003.000-023	7123064-023	23d	0.13	510	4/16/2021	$ 95,000	$ 119,533	0.00	0.13	$ 183,663	91	$ 220,698
71-09-13-206-012.000-023	7123064-023	23d	0.17	510	3/1/2021	$ 155,000	$ 203,114	0.00	0.17	$ 243,736	91	$ 220,698
71-10-18-102-005.000-023	7123064-023	23d	0.22	510	2/26/2021	$ 150,000	$ 197,956	0.00	0.22	$ 182,729	91	$ 220,698
71-10-07-351-021.000-023	7123064-023	23d	0.19	510	2/25/2021	$ 125,000	$ 159,520	0.00	0.19	$ 171,573	91	$ 220,698
71-09-13-201-006.000-023	7123064-023	23d	0.16	510	11/6/2020	$ 162,500	$ 219,046	0.00	0.16	$ 269,995	91	$ 220,698
71-10-07-303-003.000-023	7123064-023	23d	0.22	510	10/20/2020	$ 185,000	$ 251,141	0.00	0.22	$ 228,481	91	$ 220,698
71-10-07-302-006.000-023	7123064-023	23d	0.35	510	9/3/2020	$ 297,100	$ 394,005	0.00	0.35	$ 224,718	91	$ 220,698
71-09-13-208-015.000-023	7123064-023	23d	0.14	510	8/17/2020	$ 135,000	$ 179,843	0.00	0.14	$ 250,527	91	$ 220,698
71-09-13-132-002.000-023	7123064-023	23d	0.18	510	8/7/2020	$ 139,900	$ 186,371	0.00	0.18	$ 205,527	91	$ 220,698
71-10-07-302-003.000-023	7123064-023	23d	0.36	510	7/20/2020	$ 250,000	$ 335,926	0.00	0.36	$ 185,815	91	$ 220,698
71-09-13-127-002.000-023	7123064-023	23d	0.21	510	7/1/2020	$ 209,500	$ 281,506	0.00	0.21	$ 274,388	91	$ 220,698
71-09-13-204-014.000-023	7123064-023	23d	0.20	510	5/22/2020	$ 230,000	$ 313,132	0.00	0.20	$ 313,204	91	$ 220,698
71-09-13-206-013.000-023	7123064-023	23d	0.16	510	4/17/2020	$ 148,000	$ 209,551	0.00	0.16	$ 267,684	91	$ 220,698
71-10-07-327-011.000-023	7123064-023	23d	0.16	510	2/26/2020	$ 332,500	$ 434,470	0.00	0.16	$ 536,893	91	$ 220,698
71-10-07-327-008.000-023	7123064-023	23d	0.17	510	1/15/2020	$ 189,900	$ 274,534	0.00	0.17	$ 318,985	91	$ 220,698
71-09-12-477-003.000-023	7123064-023	23d	0.35	510	10/17/2019	$ 275,000	$ 391,857	0.00	0.35	$ 227,137	91	$ 220,698
71-09-13-201-007.000-023	7123064-023	23d	0.16	510	10/10/2019	$ 133,000	$ 190,529	0.00	0.16	$ 236,923	91	$ 220,698
71-09-13-207-007.000-023	7123064-023	23d	0.16	510	10/4/2019	$ 135,000	$ 193,394	0.00	0.16	$ 247,044	91	$ 220,698
71-09-13-206-010.000-023	7123064-023	23d	0.16	510	5/20/2019	$ 147,500	$ 225,141	0.00	0.16	$ 287,599	91	$ 220,698

State Parcel Number	Neighborhood Code	Market Area	Acres	Property Class	Sale Date	Adj Sale Price	Time Adjusted Sale Price (TASP)	Res Excess Acres	Res Homesite/ Frontage Acres	TASP/Acre	NBHD Sale Count	Median TASP/Acre
71-10-18-106-002.000-023	7123065-023	23c	0.14	510	12/26/2024	$ 151,000	$ 151,000	0.00	0.14	$ 214,953	66	$ 188,310
71-10-18-153-012.000-023	7123065-023	23c	0.23	510	12/23/2024	$ 166,515	$ 166,515	0.00	0.23	$ 143,461	66	$ 188,310
71-09-13-277-019.000-023	7123065-023	23c	0.42	510	12/17/2024	$ 215,000	$ 215,000	0.00	0.42	$ 101,379	66	$ 188,310
71-09-13-252-021.000-023	7123065-023	23c	0.19	510	11/15/2024	$ 182,000	$ 182,437	0.00	0.19	$ 188,496	66	$ 188,310
71-09-13-253-023.000-023	7123065-023	23c	0.15	510	10/16/2024	$ 189,000	$ 190,004	0.00	0.15	$ 254,664	66	$ 188,310
71-10-18-129-020.000-023	7123065-023	23c	0.21	510	9/19/2024	$ 202,500	$ 204,253	0.00	0.21	$ 199,088	66	$ 188,310
71-09-13-254-021.000-023	7123065-023	23c	0.24	510	8/16/2024	$ 75,854	$ 76,002	0.00	0.24	$ 63,568	66	$ 188,310
71-10-18-127-011.000-023	7123065-023	23c	0.19	510	8/15/2024	$ 162,000	$ 164,007	0.00	0.19	$ 171,817	66	$ 188,310
71-10-18-151-022.000-023	7123065-023	23c	0.26	510	8/7/2024	$ 129,000	$ 129,675	0.00	0.26	$ 100,743	66	$ 188,310
71-10-18-127-008.000-023	7123065-023	23c	0.25	510	7/25/2024	$ 213,000	$ 216,076	0.00	0.25	$ 174,301	66	$ 188,310
71-10-18-105-015.000-023	7123065-023	23c	0.15	510	7/15/2024	$ 15,000	$ 15,046	0.15	0.00	$ 20,197	66	$ 188,310
71-09-13-279-013.000-023	7123065-023	23c	1.00	500	7/3/2024	$ 6,500	$ 6,520	1.00	0.00	$ 6,520	66	$ 188,310
71-09-13-252-009.000-023	7123065-023	23c	0.13	510	6/7/2024	$ 90,000	$ 90,402	0.00	0.08	$ 143,212	66	$ 188,310
71-09-13-178-008.000-023	7123065-023	23c	0.28	510	6/6/2024	$ 200,000	$ 204,172	0.00	0.28	$ 147,271	66	$ 188,310
71-09-13-253-041.000-023	7123065-023	23c	0.17	510	4/25/2024	$ 195,400	$ 201,352	0.00	0.17	$ 235,777	66	$ 188,310
71-09-13-228-019.000-023	7123065-023	23c	0.22	510	3/15/2024	$ 110,000	$ 112,306	0.00	0.22	$ 103,207	66	$ 188,310
71-10-18-151-024.000-023	7123065-023	23c	0.25	510	2/16/2024	$ 149,900	$ 156,047	0.00	0.25	$ 125,692	66	$ 188,310
71-09-13-276-006.000-023	7123065-023	23c	0.27	510	2/14/2024	$ 252,000	$ 260,971	0.00	0.27	$ 195,661	66	$ 188,310
71-09-13-254-019.000-023	7123065-023	23c	0.24	510	12/21/2023	$ 135,000	$ 139,561	0.00	0.24	$ 116,730	66	$ 188,310
71-09-13-252-005.000-023	7123065-023	23c	0.35	510	11/21/2023	$ 133,500	$ 138,642	0.00	0.35	$ 79,484	66	$ 188,310
71-10-18-303-011.000-023	7123065-023	23c	0.97	510	11/14/2023	$ 140,000	$ 145,392	0.00	0.97	$ 30,081	66	$ 188,310
71-09-13-177-005.000-023	7123065-023	23c	0.20	510	11/8/2023	$ 150,000	$ 158,747	0.00	0.20	$ 159,663	66	$ 188,310
71-10-18-106-009.000-023	7123065-023	23c	0.14	510	8/7/2023	$ 199,900	$ 215,317	0.00	0.14	$ 306,510	66	$ 188,310
71-10-18-106-007.000-023	7123065-023	23c	0.14	510	8/2/2023	$ 174,000	$ 187,419	0.00	0.14	$ 266,797	66	$ 188,310
71-10-18-153-011.000-023	7123065-023	23c	0.24	510	7/11/2023	$ 107,800	$ 114,201	0.00	0.24	$ 97,160	66	$ 188,310
71-09-13-228-009.000-023	7123065-023	23c	0.17	510	7/10/2023	$ 175,000	$ 189,646	0.00	0.17	$ 222,009	66	$ 188,310
71-10-18-128-018.000-023	7123065-023	23c	0.15	510	6/28/2023	$ 160,000	$ 174,463	0.00	0.15	$ 234,556	66	$ 188,310
71-09-13-277-022.000-023	7123065-023	23c	0.55	510	5/1/2023	$ 155,000	$ 170,070	0.00	0.55	$ 61,383	66	$ 188,310
71-10-18-106-013.000-023	7123065-023	23c	0.14	510	5/1/2023	$ 160,000	$ 175,556	0.00	0.14	$ 249,909	66	$ 188,310
71-10-18-129-030.000-023	7123065-023	23c	0.18	510	4/14/2023	$ 214,000	$ 233,426	0.00	0.18	$ 255,574	66	$ 188,310
71-10-18-129-009.000-023	7123065-023	23c	0.15	510	3/22/2023	$ 212,000	$ 232,568	0.00	0.15	$ 309,805	66	$ 188,310
71-10-18-151-016.000-023	7123065-023	23c	0.16	510	2/17/2023	$ 110,000	$ 119,817	0.00	0.16	$ 153,960	66	$ 188,310
71-09-13-252-016.000-023	7123065-023	23c	0.29	510	2/9/2023	$ 159,000	$ 177,836	0.00	0.29	$ 121,897	66	$ 188,310
71-10-18-153-015.000-023	7123065-023	23c	0.32	510	12/16/2022	$ 140,000	$ 154,310	0.00	0.32	$ 96,466	66	$ 188,310
71-10-18-178-006.000-023	7123065-023	23c	0.25	510	10/28/2022	$ 120,000	$ 133,887	0.00	0.25	$ 106,815	66	$ 188,310
71-09-13-177-012.000-023	7123065-023	23c	0.13	510	9/23/2022	$ 130,501	$ 146,510	0.00	0.13	$ 232,495	66	$ 188,310
71-10-18-127-006.000-023	7123065-023	23c	0.20	510	9/22/2022	$ 170,000	$ 196,538	0.00	0.20	$ 198,176	66	$ 188,310
71-09-13-253-047.000-023	7123065-023	23c	0.26	510	8/17/2022	$ 140,000	$ 158,164	0.00	0.26	$ 120,871	66	$ 188,310
71-10-18-130-012.000-023	7123065-023	23c	0.13	510	8/1/2022	$ 130,000	$ 146,867	0.00	0.13	$ 234,771	66	$ 188,310
71-09-13-252-007.000-023	7123065-023	23c	0.53	510	7/22/2022	$ 220,000	$ 253,164	0.00	0.53	$ 96,061	66	$ 188,310
71-10-18-153-014.000-023	7123065-023	23c	0.12	510	7/19/2022	$ 110,000	$ 125,063	0.00	0.12	$ 203,274	66	$ 188,310
71-10-18-157-007.000-023	7123065-023	23c	0.96	510	7/5/2022	$ 152,500	$ 178,711	0.00	0.96	$ 37,149	66	$ 188,310
71-09-13-251-001.000-023	7123065-023	23c	0.25	510	5/24/2022	$ 215,000	$ 250,505	0.00	0.25	$ 202,074	66	$ 188,310
71-09-13-277-003.000-023	7123065-023	23c	0.17	510	5/12/2022	$ 206,000	$ 240,019	0.00	0.17	$ 284,496	66	$ 188,310
71-10-18-129-011.000-023	7123065-023	23c	0.15	510	5/2/2022	$ 155,000	$ 184,144	0.00	0.15	$ 247,572	66	$ 188,310
71-10-18-128-017.000-023	7123065-023	23c	0.22	510	12/8/2021	$ 175,000	$ 215,241	0.00	0.22	$ 199,572	66	$ 188,310
71-09-13-228-007.000-023	7123065-023	23c	0.14	510	10/29/2021	$ 192,500	$ 240,105	0.00	0.14	$ 332,032	66	$ 188,310
71-10-18-106-008.000-023	7123065-023	23c	0.14	510	9/24/2021	$ 145,000	$ 182,134	0.00	0.14	$ 259,273	66	$ 188,310
71-10-18-129-028.000-023	7123065-023	23c	0.14	510	8/26/2021	$ 170,500	$ 215,677	0.00	0.14	$ 302,426	66	$ 188,310
71-09-13-178-015.000-023	7123065-023	23c	0.10	510	8/25/2021	$ 135,000	$ 165,183	0.00	0.10	$ 323,679	66	$ 188,310
71-09-13-228-015.000-023	7123065-023	23c	0.15	510	8/20/2021	$ 128,000	$ 156,618	0.00	0.15	$ 210,565	66	$ 188,310
71-10-18-127-012.000-023	7123065-023	23c	0.15	510	7/27/2021	$ 135,000	$ 166,333	0.00	0.15	$ 219,959	66	$ 188,310
71-10-18-106-001.000-023	7123065-023	23c	0.14	510	6/15/2021	$ 123,000	$ 152,607	0.00	0.14	$ 218,778	66	$ 188,310
71-10-18-106-006.000-023	7123065-023	23c	0.14	510	6/10/2021	$ 140,000	$ 173,699	0.00	0.14	$ 247,266	66	$ 188,310
71-09-13-210-004.000-023	7123065-023	23c	0.16	510	6/1/2021	$ 164,000	$ 210,401	0.00	0.16	$ 262,009	66	$ 188,310
71-09-13-254-006.000-023	7123065-023	23c	0.36	510	5/21/2021	$ 193,000	$ 249,360	0.00	0.36	$ 139,044	66	$ 188,310
71-10-18-105-020.000-023	7123065-023	23c	0.33	510	5/21/2021	$ 156,000	$ 201,556	0.00	0.33	$ 121,941	66	$ 188,310
71-09-13-228-026.000-023	7123065-023	23c	0.40	510	5/19/2021	$ 104,900	$ 131,065	0.00	0.40	$ 65,472	66	$ 188,310
71-09-13-228-013.000-023	7123065-023	23c	0.45	510	5/12/2021	$ 183,000	$ 236,440	0.00	0.45	$ 105,699	66	$ 188,310
71-09-13-276-025.000-023	7123065-023	23c	0.17	510	1/15/2021	$ 125,000	$ 160,658	0.00	0.17	$ 188,125	66	$ 188,310
71-09-13-177-014.000-023	7123065-023	23c	0.38	510	12/22/2020	$ 150,000	$ 200,774	0.00	0.38	$ 106,202	66	$ 188,310
71-10-18-129-014.000-023	7123065-023	23c	0.15	510	8/10/2020	$ 125,000	$ 166,521	0.00	0.15	$ 229,474	66	$ 188,310
71-10-18-128-024.000-023	7123065-023	23c	0.15	510	7/14/2020	$ 110,000	$ 147,601	0.00	0.15	$ 198,441	66	$ 188,310
71-10-18-129-012.000-023	7123065-023	23c	0.15	510	4/20/2020	$ 145,000	$ 205,303	0.00	0.15	$ 276,019	66	$ 188,310
71-09-13-251-006.000-023	7123065-023	23c	0.35	510	3/20/2020	$ 167,000	$ 238,105	0.00	0.35	$ 136,006	66	$ 188,310
71-10-18-105-027.000-023	7123065-023	23c	0.16	510	10/15/2019	$ 95,000	$ 136,092	0.00	0.16	$ 166,990	66	$ 188,310

State Parcel Number	Neighborhood Code	Market Area	Acres	Property Class	Sale Date	Adj Sale Price	Time Adjusted Sale Price (TASP)	Res Excess Acres	Res Homesite/ Frontage Acres	TASP/Acre	NBHD Sale Count	Median TASP/Acre
71-09-16-255-006.000-023	7123066-023	23c	0.14	530	12/31/2024	$ 335,000	$ 335,000	0.00	0.14	$ 467,936	297	$ 276,884
71-09-16-309-008.000-023	7123066-023	23c	0.10	510	12/20/2024	$ 115,000	$ 115,000	0.00	0.10	$ 227,700	297	$ 276,884
71-09-16-310-009.000-023	7123066-023	23c	0.11	510	12/18/2024	$ 166,000	$ 166,000	0.00	0.11	$ 311,679	297	$ 276,884
71-09-16-428-003.000-023	7123066-023	23c	0.11	510	12/17/2024	$ 148,000	$ 148,000	0.00	0.11	$ 257,669	297	$ 276,884
71-09-16-378-014.000-023	7123066-023	23c	0.11	510	12/13/2024	$ 123,875	$ 123,875	0.00	0.11	$ 221,510	297	$ 276,884
71-09-16-482-011.000-023	7123066-023	23c	0.13	510	12/13/2024	$ 173,000	$ 173,000	0.00	0.13	$ 262,483	297	$ 276,884
71-09-16-405-005.000-023	7123066-023	23c	0.07	510	12/10/2024	$ 119,000	$ 119,000	0.00	0.07	$ 319,978	297	$ 276,884
71-09-16-157-012.000-023	7123066-023	23c	0.15	520	12/3/2024	$ 125,000	$ 125,000	0.00	0.15	$ 165,000	297	$ 276,884
71-09-16-158-005.000-023	7123066-023	23c	0.19	510	11/26/2024	$ 197,000	$ 197,474	0.00	0.19	$ 206,183	297	$ 276,884
71-09-16-432-013.000-023	7123066-023	23c	0.11	510	11/26/2024	$ 161,000	$ 161,387	0.00	0.11	$ 303,017	297	$ 276,884
71-09-16-336-007.000-023	7123066-023	23c	0.12	510	11/7/2024	$ 149,900	$ 150,260	0.00	0.12	$ 242,195	297	$ 276,884
71-09-16-309-013.000-023	7123066-023	23c	0.10	510	11/1/2024	$ 85,000	$ 85,004	0.00	0.10	$ 168,309	297	$ 276,884
71-09-16-389-002.000-023	7123066-023	23c	0.25	510	11/1/2024	$ 245,000	$ 245,537	0.00	0.25	$ 198,066	297	$ 276,884
71-09-16-484-014.000-023	7123066-023	23c	0.12	510	10/31/2024	$ 100,000	$ 100,158	0.00	0.12	$ 170,959	297	$ 276,884
71-09-16-480-017.000-023	7123066-023	23c	0.12	510	10/18/2024	$ 95,000	$ 95,150	0.00	0.12	$ 162,411	297	$ 276,884
71-09-16-430-007.000-023	7123066-023	23c	0.12	510	10/11/2024	$ 156,900	$ 157,733	0.00	0.12	$ 255,994	297	$ 276,884
71-09-16-405-004.000-023	7123066-023	23c	0.07	510	9/30/2024	$ 85,360	$ 85,449	0.00	0.07	$ 229,765	297	$ 276,884
71-09-16-312-024.000-023	7123066-023	23c	0.11	510	9/25/2024	$ 90,000	$ 90,094	0.00	0.11	$ 167,714	297	$ 276,884
71-09-16-458-002.000-023	7123066-023	23c	0.11	520	9/12/2024	$ 197,000	$ 198,705	0.00	0.11	$ 373,085	297	$ 276,884
71-09-16-387-001.000-023	7123066-023	23c	0.17	510	9/3/2024	$ 235,000	$ 236,806	0.00	0.17	$ 273,614	297	$ 276,884
71-09-16-188-004.000-023	7123066-023	23c	0.13	510	8/22/2024	$ 162,500	$ 164,513	0.00	0.13	$ 258,520	297	$ 276,884
71-09-16-433-005.000-023	7123066-023	23c	0.12	510	8/15/2024	$ 180,000	$ 182,230	0.00	0.12	$ 293,347	297	$ 276,884
71-09-16-387-014.000-023	7123066-023	23c	0.16	510	8/13/2024	$ 195,000	$ 197,416	0.00	0.16	$ 243,059	297	$ 276,884
71-09-16-461-029.000-023	7123066-023	23c	0.11	510	8/9/2024	$ 190,000	$ 192,354	0.00	0.11	$ 361,160	297	$ 276,884
71-09-16-379-004.000-023	7123066-023	23c	0.22	510	8/5/2024	$ 211,000	$ 213,304	0.00	0.22	$ 195,365	297	$ 276,884
71-09-16-480-007.000-023	7123066-023	23c	0.12	510	8/1/2024	$ 139,900	$ 140,632	0.00	0.12	$ 240,044	297	$ 276,884
71-09-16-339-012.000-023	7123066-023	23c	0.12	510	7/25/2024	$ 178,000	$ 180,932	0.00	0.12	$ 311,516	297	$ 276,884
71-09-16-337-011.000-023	7123066-023	23c	0.22	510	7/23/2024	$ 175,000	$ 177,882	0.00	0.22	$ 159,043	297	$ 276,884
71-09-16-478-002.000-023	7123066-023	23c	0.11	510	7/18/2024	$ 109,000	$ 109,839	0.00	0.11	$ 208,026	297	$ 276,884
71-09-16-456-010.000-023	7123066-023	23c	0.11	510	7/17/2024	$ 160,000	$ 162,635	0.00	0.11	$ 305,361	297	$ 276,884
71-09-16-313-023.000-023	7123066-023	23c	0.11	510	7/12/2024	$ 115,000	$ 115,885	0.00	0.11	$ 217,584	297	$ 276,884
71-09-16-455-010.000-023	7123066-023	23c	0.11	510	7/11/2024	$ 175,000	$ 177,882	0.00	0.11	$ 333,988	297	$ 276,884
71-09-16-406-003.000-023	7123066-023	23c	0.13	510	7/10/2024	$ 97,000	$ 97,747	0.00	0.13	$ 148,099	297	$ 276,884
71-09-16-452-010.000-023	7123066-023	23c	0.11	510	7/1/2024	$ 178,900	$ 181,846	0.00	0.11	$ 344,403	297	$ 276,884
71-09-16-301-002.000-023	7123066-023	23c	0.10	510	6/28/2024	$ 162,000	$ 165,379	0.00	0.10	$ 322,902	297	$ 276,884
71-09-16-377-009.000-023	7123066-023	23c	0.12	510	6/28/2024	$ 132,500	$ 133,896	0.00	0.12	$ 230,532	297	$ 276,884
71-09-16-336-005.000-023	7123066-023	23c	0.14	530	6/28/2024	$ 245,000	$ 249,465	0.00	0.14	$ 363,434	297	$ 276,884
71-09-16-313-011.000-023	7123066-023	23c	0.21	510	6/24/2024	$ 155,000	$ 158,233	0.00	0.21	$ 148,549	297	$ 276,884
71-09-16-461-009.000-023	7123066-023	23c	0.11	510	6/20/2024	$ 129,000	$ 130,359	0.00	0.11	$ 244,759	297	$ 276,884
71-09-16-455-020.000-023	7123066-023	23c	0.11	510	6/4/2024	$ 168,000	$ 171,504	0.00	0.11	$ 322,014	297	$ 276,884
71-09-16-311-017.000-023	7123066-023	23c	0.11	510	5/22/2024	$ 112,500	$ 114,042	0.00	0.11	$ 214,123	297	$ 276,884
71-09-16-187-007.000-023	7123066-023	23c	0.06	520	5/14/2024	$ 173,849	$ 178,288	0.00	0.06	$ 575,279	297	$ 276,884
71-09-16-453-004.000-023	7123066-023	23c	0.11	510	5/3/2024	$ 172,602	$ 177,009	0.00	0.11	$ 335,241	297	$ 276,884
71-09-16-160-006.000-023	7123066-023	23c	0.04	510	5/1/2024	$ 155,000	$ 158,957	0.00	0.04	$ 769,360	297	$ 276,884
71-09-16-310-012.000-023	7123066-023	23c	0.11	510	4/25/2024	$ 115,300	$ 117,282	0.00	0.11	$ 220,207	297	$ 276,884
71-09-16-336-002.000-023	7123066-023	23c	0.14	510	4/18/2024	$ 169,900	$ 175,075	0.00	0.14	$ 255,059	297	$ 276,884
71-09-16-384-007.000-023	7123066-023	23c	0.11	510	4/15/2024	$ 205,000	$ 211,244	0.00	0.11	$ 377,742	297	$ 276,884
71-09-16-330-006.000-023	7123066-023	23c	0.18	510	4/12/2024	$ 175,100	$ 180,434	0.00	0.18	$ 198,477	297	$ 276,884
71-09-16-452-005.000-023	7123066-023	23c	0.11	510	4/8/2024	$ 125,000	$ 127,149	0.00	0.11	$ 240,810	297	$ 276,884
71-09-16-338-011.000-023	7123066-023	23c	0.11	510	4/5/2024	$ 200,000	$ 206,092	0.00	0.11	$ 386,955	297	$ 276,884
71-09-16-186-014.000-023	7123066-023	23c	0.12	510	4/4/2024	$ 188,000	$ 193,727	0.00	0.12	$ 336,471	297	$ 276,884
71-09-16-310-028.000-023	7123066-023	23c	0.11	510	4/3/2024	$ 147,000	$ 151,478	0.00	0.11	$ 284,412	297	$ 276,884
71-09-16-458-018.000-023	7123066-023	23c	0.11	510	3/28/2024	$ 135,000	$ 137,830	0.00	0.11	$ 258,786	297	$ 276,884
71-09-16-401-008.000-023	7123066-023	23c	0.07	530	3/25/2024	$ 215,000	$ 221,654	0.00	0.07	$ 618,929	297	$ 276,884
71-09-16-401-009.000-023	7123066-023	23c	0.06	510	3/22/2024	$ 123,000	$ 125,578	0.00	0.06	$ 412,529	297	$ 276,884
71-09-16-402-001.000-023	7123066-023	23c	0.08	510	3/7/2024	$ 80,000	$ 80,784	0.00	0.08	$ 197,474	297	$ 276,884
71-09-16-382-001.000-023	7123066-023	23c	0.17	510	3/1/2024	$ 230,000	$ 237,118	0.00	0.17	$ 287,231	297	$ 276,884
71-09-16-410-009.000-023	7123066-023	23c	0.10	530	2/28/2024	$ 135,500	$ 138,887	0.00	0.10	$ 276,884	297	$ 276,884
71-09-16-432-002.000-023	7123066-023	23c	0.11	510	2/20/2024	$ 198,000	$ 206,119	0.00	0.11	$ 387,006	297	$ 276,884
71-09-16-386-003.000-023	7123066-023	23c	0.24	510	2/9/2024	$ 235,000	$ 243,366	0.00	0.24	$ 203,085	297	$ 276,884
71-09-16-255-007.000-023	7123066-023	23c	0.07	510	2/1/2024	$ 158,000	$ 164,479	0.00	0.07	$ 443,089	297	$ 276,884
71-09-16-477-022.000-023	7123066-023	23c	0.08	520	1/10/2024	$ 61,000	$ 61,871	0.00	0.08	$ 154,005	297	$ 276,884
71-09-16-179-007.000-023	7123066-023	23c	0.06	510	1/5/2024	$ 137,900	$ 141,937	0.00	0.06	$ 515,235	297	$ 276,884
71-09-16-377-018.000-023	7123066-023	23c	0.11	510	1/5/2024	$ 155,000	$ 162,221	0.00	0.11	$ 283,334	297	$ 276,884

State Parcel Number	Neighborhood Code	Market Area	Acres	Property Class	Sale Date	Adj Sale Price	Time Adjusted Sale Price (TASP)	Res Excess Acres	Res Homesite/ Frontage Acres	TASP/Acre	NBHD Sale Count	Median TASP/Acre
71-09-16-380-007.000-023	7123066-023	23c	0.12	510	12/29/2023	$ 96,500	$ 99,760	0.00	0.12	$ 170,280	297	$ 276,884
71-09-16-455-015.000-023	7123066-023	23c	0.11	510	12/29/2023	$ 110,000	$ 113,716	0.00	0.11	$ 198,616	297	$ 276,884
71-09-16-458-005.000-023	7123066-023	23c	0.11	510	12/18/2023	$ 127,500	$ 131,808	0.00	0.11	$ 247,480	297	$ 276,884
71-09-16-329-004.000-023	7123066-023	23c	0.14	510	11/17/2023	$ 106,000	$ 110,082	0.00	0.14	$ 154,883	297	$ 276,884
71-09-16-490-003.000-023	7123066-023	23c	0.12	510	11/8/2023	$ 190,000	$ 201,079	0.00	0.12	$ 346,204	297	$ 276,884
71-09-16-465-001.000-023	7123066-023	23c	0.11	510	11/6/2023	$ 210,000	$ 220,628	0.00	0.11	$ 387,600	297	$ 276,884
71-09-16-458-006.000-023	7123066-023	23c	0.11	510	10/23/2023	$ 220,000	$ 232,305	0.00	0.11	$ 436,172	297	$ 276,884
71-09-16-330-010.000-023	7123066-023	23c	0.16	510	10/19/2023	$ 100,000	$ 104,345	0.00	0.16	$ 129,939	297	$ 276,884
71-09-16-404-015.000-023	7123066-023	23c	0.09	510	10/17/2023	$ 131,000	$ 136,692	0.00	0.09	$ 298,460	297	$ 276,884
71-09-16-404-010.000-023	7123066-023	23c	0.07	510	10/15/2023	$ 135,000	$ 140,865	0.00	0.07	$ 422,594	297	$ 276,884
71-09-16-313-029.000-023	7123066-023	23c	0.10	510	10/6/2023	$ 179,900	$ 191,490	0.00	0.10	$ 388,872	297	$ 276,884
71-09-16-159-016.000-023	7123066-023	23c	0.15	510	9/29/2023	$ 160,000	$ 171,312	0.00	0.15	$ 226,132	297	$ 276,884
71-09-16-489-006.000-023	7123066-023	23c	0.12	510	9/22/2023	$ 135,000	$ 141,558	0.00	0.12	$ 243,725	297	$ 276,884
71-09-16-379-002.000-023	7123066-023	23c	0.11	510	9/19/2023	$ 170,000	$ 182,019	0.00	0.11	$ 325,481	297	$ 276,884
71-09-16-311-028.000-023	7123066-023	23c	0.10	510	9/18/2023	$ 103,000	$ 108,003	0.00	0.10	$ 219,329	297	$ 276,884
71-09-16-313-005.000-023	7123066-023	23c	0.11	510	9/15/2023	$ 120,000	$ 125,829	0.00	0.11	$ 236,254	297	$ 276,884
71-09-16-388-001.000-023	7123066-023	23c	0.15	510	9/12/2023	$ 252,000	$ 267,474	0.00	0.15	$ 357,016	297	$ 276,884
71-09-16-483-020.000-023	7123066-023	23c	0.12	510	9/6/2023	$ 125,000	$ 131,072	0.00	0.12	$ 223,726	297	$ 276,884
71-09-16-405-010.000-023	7123066-023	23c	0.10	510	9/1/2023	$ 230,000	$ 244,123	0.00	0.10	$ 496,918	297	$ 276,884
71-09-16-303-002.000-023	7123066-023	23c	0.11	510	8/29/2023	$ 156,000	$ 168,031	0.00	0.11	$ 292,778	297	$ 276,884
71-09-16-305-001.000-023	7123066-023	23c	0.10	510	8/25/2023	$ 198,500	$ 213,809	0.00	0.10	$ 423,342	297	$ 276,884
71-09-16-159-010.000-023	7123066-023	23c	0.10	510	8/18/2023	$ 155,000	$ 166,954	0.00	0.10	$ 330,569	297	$ 276,884
71-09-16-386-007.000-023	7123066-023	23c	0.16	510	8/18/2023	$ 187,000	$ 201,422	0.00	0.16	$ 252,124	297	$ 276,884
71-09-16-380-006.000-023	7123066-023	23c	0.12	510	8/17/2023	$ 142,555	$ 150,237	0.00	0.12	$ 256,439	297	$ 276,884
71-09-16-335-022.000-023	7123066-023	23c	0.11	510	8/11/2023	$ 97,900	$ 103,176	0.00	0.11	$ 193,721	297	$ 276,884
71-09-16-387-010.000-023	7123066-023	23c	0.16	510	8/10/2023	$ 183,000	$ 197,114	0.00	0.16	$ 246,731	297	$ 276,884
71-09-16-433-029.000-023	7123066-023	23c	0.16	510	8/9/2023	$ 140,000	$ 147,544	0.00	0.16	$ 184,684	297	$ 276,884
71-09-16-381-004.000-023	7123066-023	23c	0.11	510	8/8/2023	$ 129,000	$ 135,952	0.00	0.11	$ 243,105	297	$ 276,884
71-09-16-378-017.000-023	7123066-023	23c	0.11	510	7/28/2023	$ 125,000	$ 132,422	0.00	0.11	$ 236,794	297	$ 276,884
71-09-16-479-011.000-023	7123066-023	23c	0.13	510	7/28/2023	$ 199,700	$ 216,413	0.00	0.13	$ 346,260	297	$ 276,884
71-09-16-461-011.000-023	7123066-023	23c	0.11	510	7/24/2023	$ 119,000	$ 126,066	0.00	0.11	$ 236,699	297	$ 276,884
71-09-16-304-002.000-023	7123066-023	23c	0.13	510	7/21/2023	$ 107,000	$ 113,354	0.00	0.13	$ 179,551	297	$ 276,884
71-09-16-389-001.000-023	7123066-023	23c	0.30	510	7/21/2023	$ 230,000	$ 246,737	0.00	0.30	$ 165,862	297	$ 276,884
71-09-16-377-010.000-023	7123066-023	23c	0.08	510	7/14/2023	$ 148,500	$ 160,928	0.00	0.08	$ 388,583	297	$ 276,884
71-09-16-331-005.000-023	7123066-023	23c	0.13	510	7/13/2023	$ 168,000	$ 182,060	0.00	0.13	$ 269,746	297	$ 276,884
71-09-16-310-023.000-023	7123066-023	23c	0.11	510	7/5/2023	$ 190,000	$ 205,901	0.00	0.11	$ 386,596	297	$ 276,884
71-09-16-460-006.000-023	7123066-023	23c	0.11	510	6/30/2023	$ 158,000	$ 172,282	0.00	0.11	$ 323,474	297	$ 276,884
71-09-16-380-013.000-023	7123066-023	23c	0.23	510	6/28/2023	$ 210,710	$ 227,282	0.00	0.23	$ 196,203	297	$ 276,884
71-09-16-311-016.000-023	7123066-023	23c	0.11	510	6/23/2023	$ 150,000	$ 163,559	0.00	0.11	$ 307,095	297	$ 276,884
71-09-16-183-005.000-023	7123066-023	23c	0.09	510	6/16/2023	$ 183,000	$ 199,542	0.00	0.09	$ 463,576	297	$ 276,884
71-09-16-456-011.000-023	7123066-023	23c	0.11	510	6/1/2023	$ 145,000	$ 158,107	0.00	0.11	$ 296,859	297	$ 276,884
71-09-16-158-017.000-023	7123066-023	23c	0.15	510	5/19/2023	$ 197,000	$ 216,154	0.00	0.15	$ 285,323	297	$ 276,884
71-09-16-380-017.000-023	7123066-023	23c	0.17	510	5/19/2023	$ 235,500	$ 255,435	0.00	0.17	$ 295,139	297	$ 276,884
71-09-16-459-012.000-023	7123066-023	23c	0.11	510	5/19/2023	$ 196,000	$ 215,056	0.00	0.11	$ 403,786	297	$ 276,884
71-09-16-337-008.000-023	7123066-023	23c	0.11	510	5/16/2023	$ 159,000	$ 174,459	0.00	0.11	$ 311,963	297	$ 276,884
71-09-16-459-013.000-023	7123066-023	23c	0.11	510	5/15/2023	$ 235,000	$ 254,893	0.00	0.11	$ 478,583	297	$ 276,884
71-09-16-301-001.000-023	7123066-023	23c	0.23	510	5/12/2023	$ 202,500	$ 222,188	0.00	0.23	$ 193,571	297	$ 276,884
71-09-16-336-009.000-023	7123066-023	23c	0.14	510	5/5/2023	$ 165,000	$ 181,042	0.00	0.14	$ 263,753	297	$ 276,884
71-09-16-479-010.000-023	7123066-023	23c	0.13	510	4/28/2023	$ 151,431	$ 167,208	0.00	0.13	$ 267,533	297	$ 276,884
71-09-16-310-027.000-023	7123066-023	23c	0.11	530	4/27/2023	$ 110,000	$ 118,452	0.00	0.11	$ 222,404	297	$ 276,884
71-09-16-251-001.000-023	7123066-023	23c	0.10	510	4/24/2023	$ 145,000	$ 160,107	0.00	0.10	$ 309,967	297	$ 276,884
71-09-16-410-023.000-023	7123066-023	23c	0.12	510	4/21/2023	$ 181,000	$ 199,858	0.00	0.12	$ 336,455	297	$ 276,884
71-09-16-436-001.000-023	7123066-023	23c	0.08	520	4/5/2023	$ 151,000	$ 166,732	0.00	0.08	$ 417,404	297	$ 276,884
71-09-14-283-006.000-023	7123066-023	23c	0.12	510	3/29/2023	$ 117,700	$ 127,465	0.00	0.12	$ 216,678	297	$ 276,884
71-09-16-130-005.000-023	7123066-023	23c	0.08	510	3/29/2023	$ 134,600	$ 145,767	0.00	0.08	$ 370,890	297	$ 276,884
71-09-16-157-010.000-023	7123066-023	23c	0.15	510	3/29/2023	$ 98,800	$ 106,997	0.00	0.15	$ 141,236	297	$ 276,884
71-09-16-182-013.000-023	7123066-023	23c	0.10	510	3/29/2023	$ 134,600	$ 145,767	0.00	0.10	$ 285,055	297	$ 276,884
71-09-16-378-018.000-023	7123066-023	23c	0.11	510	3/29/2023	$ 134,600	$ 145,767	0.00	0.11	$ 260,657	297	$ 276,884
71-09-16-407-021.000-023	7123066-023	23c	0.11	510	3/29/2023	$ 98,800	$ 106,997	0.00	0.11	$ 202,644	297	$ 276,884
71-09-16-436-004.000-023	7123066-023	23c	0.11	510	3/29/2023	$ 98,800	$ 106,997	0.00	0.11	$ 191,329	297	$ 276,884
71-09-16-436-028.000-023	7123066-023	23c	0.11	510	3/29/2023	$ 98,800	$ 106,997	0.00	0.11	$ 202,644	297	$ 276,884
71-09-16-453-002.000-023	7123066-023	23c	0.11	510	3/29/2023	$ 98,800	$ 106,997	0.00	0.11	$ 202,644	297	$ 276,884
71-09-16-460-001.000-023	7123066-023	23c	0.11	510	3/29/2023	$ 117,700	$ 127,465	0.00	0.11	$ 227,930	297	$ 276,884
71-09-16-476-012.000-023	7123066-023	23c	0.08	510	3/29/2023	$ 98,800	$ 106,997	0.00	0.08	$ 270,975	297	$ 276,884

State Parcel Number	Neighborhood Code	Market Area	Acres	Property Class	Sale Date	Adj Sale Price	Time Adjusted Sale Price (TASP)	Res Excess Acres	Res Homesite/ Frontage Acres	TASP/Acre	NBHD Sale Count	Median TASP/Acre
71-09-16-301-003.000-023	7123066-023	23c	0.11	510	3/27/2023	$ 125,000	$ 135,371	0.00	0.11	$ 235,871	297	$ 276,884
71-09-16-435-012.000-023	7123066-023	23c	0.08	510	3/22/2023	$ 107,500	$ 116,419	0.00	0.08	$ 302,399	297	$ 276,884
71-09-16-312-014.000-023	7123066-023	23c	0.11	510	2/24/2023	$ 162,175	$ 181,388	0.00	0.11	$ 337,660	297	$ 276,884
71-09-16-410-014.000-023	7123066-023	23c	0.08	510	2/14/2023	$ 150,000	$ 167,770	0.00	0.08	$ 420,003	297	$ 276,884
71-09-16-338-005.000-023	7123066-023	23c	0.11	510	1/9/2023	$ 156,000	$ 175,622	0.00	0.11	$ 329,744	297	$ 276,884
71-09-16-481-003.000-023	7123066-023	23c	0.12	510	1/5/2023	$ 55,000	$ 57,899	0.00	0.12	$ 98,827	297	$ 276,884
71-09-16-383-015.000-023	7123066-023	23c	0.17	510	12/28/2022	$ 216,000	$ 241,143	0.00	0.17	$ 291,783	297	$ 276,884
71-09-16-335-016.000-023	7123066-023	23c	0.11	510	12/21/2022	$ 132,000	$ 145,492	0.00	0.11	$ 273,174	297	$ 276,884
71-09-16-311-014.000-023	7123066-023	23c	0.11	510	12/12/2022	$ 130,000	$ 143,288	0.00	0.11	$ 269,035	297	$ 276,884
71-09-16-313-003.000-023	7123066-023	23c	0.11	510	12/9/2022	$ 118,000	$ 130,061	0.00	0.11	$ 244,201	297	$ 276,884
71-09-16-387-002.000-023	7123066-023	23c	0.15	510	12/2/2022	$ 200,000	$ 226,641	0.00	0.15	$ 309,481	297	$ 276,884
71-09-16-376-005.000-023	7123066-023	23c	0.11	510	11/30/2022	$ 155,000	$ 176,814	0.00	0.11	$ 318,923	297	$ 276,884
71-09-16-377-022.000-023	7123066-023	23c	0.10	510	11/23/2022	$ 120,000	$ 133,069	0.00	0.10	$ 259,930	297	$ 276,884
71-09-16-305-013.000-023	7123066-023	23c	0.10	510	11/21/2022	$ 119,000	$ 131,960	0.00	0.10	$ 272,166	297	$ 276,884
71-09-16-401-004.000-023	7123066-023	23c	0.17	510	11/10/2022	$ 130,000	$ 144,158	0.00	0.17	$ 169,900	297	$ 276,884
71-09-16-311-021.000-023	7123066-023	23c	0.11	510	11/7/2022	$ 145,757	$ 166,270	0.00	0.11	$ 312,186	297	$ 276,884
71-09-16-333-004.000-023	7123066-023	23c	0.12	510	11/4/2022	$ 38,501	$ 40,837	0.00	0.12	$ 66,006	297	$ 276,884
71-09-16-381-014.000-023	7123066-023	23c	0.11	510	10/31/2022	$ 152,500	$ 175,127	0.00	0.11	$ 313,157	297	$ 276,884
71-09-16-484-001.000-023	7123066-023	23c	0.13	510	10/28/2022	$ 169,900	$ 195,108	0.00	0.13	$ 293,065	297	$ 276,884
71-09-16-378-013.000-023	7123066-023	23c	0.11	510	10/27/2022	$ 154,000	$ 176,849	0.00	0.11	$ 316,237	297	$ 276,884
71-09-16-432-004.000-023	7123066-023	23c	0.10	510	10/27/2022	$ 175,000	$ 200,965	0.00	0.10	$ 387,003	297	$ 276,884
71-09-16-307-001.000-023	7123066-023	23c	0.15	510	10/24/2022	$ 184,900	$ 212,334	0.00	0.15	$ 280,281	297	$ 276,884
71-09-16-177-004.000-023	7123066-023	23c	0.15	520	10/6/2022	$ 140,000	$ 156,201	0.00	0.15	$ 209,583	297	$ 276,884
71-09-16-336-012.000-023	7123066-023	23c	0.14	510	9/29/2022	$ 172,325	$ 199,226	0.00	0.14	$ 290,244	297	$ 276,884
71-09-16-338-006.000-023	7123066-023	23c	0.11	510	9/26/2022	$ 172,000	$ 198,851	0.00	0.11	$ 373,358	297	$ 276,884
71-09-16-310-032.000-023	7123066-023	23c	0.11	510	9/16/2022	$ 145,000	$ 167,636	0.00	0.11	$ 314,750	297	$ 276,884
71-09-16-487-011.000-023	7123066-023	23c	0.15	510	9/15/2022	$ 150,000	$ 173,416	0.00	0.15	$ 228,493	297	$ 276,884
71-09-16-380-003.000-023	7123066-023	23c	0.12	510	9/9/2022	$ 154,900	$ 179,081	0.00	0.12	$ 305,672	297	$ 276,884
71-09-16-311-010.000-023	7123066-023	23c	0.11	510	9/8/2022	$ 206,000	$ 234,164	0.00	0.11	$ 439,662	297	$ 276,884
71-09-16-332-019.000-023	7123066-023	23c	0.07	510	9/8/2022	$ 108,000	$ 121,249	0.00	0.07	$ 338,565	297	$ 276,884
71-09-16-306-005.000-023	7123066-023	23c	0.20	510	9/2/2022	$ 160,000	$ 184,977	0.00	0.20	$ 183,128	297	$ 276,884
71-09-16-305-012.000-023	7123066-023	23c	0.26	510	9/1/2022	$ 92,000	$ 103,286	0.00	0.26	$ 78,355	297	$ 276,884
71-09-16-158-016.000-023	7123066-023	23c	0.15	510	8/26/2022	$ 184,900	$ 215,213	0.00	0.15	$ 284,082	297	$ 276,884
71-09-16-407-026.000-023	7123066-023	23c	0.16	510	8/25/2022	$ 121,000	$ 136,699	0.00	0.16	$ 175,523	297	$ 276,884
71-09-16-183-002.000-023	7123066-023	23c	0.09	510	8/16/2022	$ 137,000	$ 154,775	0.00	0.09	$ 359,574	297	$ 276,884
71-09-16-483-001.000-023	7123066-023	23c	0.07	520	8/10/2022	$ 163,000	$ 189,723	0.00	0.07	$ 532,839	297	$ 276,884
71-09-16-159-015.000-023	7123066-023	23c	0.15	510	8/8/2022	$ 167,000	$ 194,379	0.00	0.15	$ 256,580	297	$ 276,884
71-09-16-455-018.000-023	7123066-023	23c	0.10	510	8/5/2022	$ 162,000	$ 188,559	0.00	0.10	$ 394,888	297	$ 276,884
71-09-16-251-005.000-023	7123066-023	23c	0.40	510	8/4/2022	$ 205,000	$ 238,608	0.00	0.40	$ 119,304	297	$ 276,884
71-09-16-480-004.000-023	7123066-023	23c	0.12	510	7/28/2022	$ 150,000	$ 175,782	0.00	0.12	$ 300,040	297	$ 276,884
71-09-16-159-008.000-023	7123066-023	23c	0.15	510	7/15/2022	$ 175,000	$ 205,078	0.00	0.15	$ 270,704	297	$ 276,884
71-09-16-386-009.000-023	7123066-023	23c	0.16	510	7/15/2022	$ 189,000	$ 221,485	0.00	0.16	$ 277,237	297	$ 276,884
71-09-16-387-004.000-023	7123066-023	23c	0.16	510	7/11/2022	$ 231,000	$ 265,823	0.00	0.16	$ 332,736	297	$ 276,884
71-09-16-481-002.000-023	7123066-023	23c	0.12	510	7/8/2022	$ 115,000	$ 130,748	0.00	0.12	$ 223,173	297	$ 276,884
71-09-16-430-018.000-023	7123066-023	23c	0.12	510	7/7/2022	$ 104,500	$ 118,810	0.00	0.12	$ 199,052	297	$ 276,884
71-09-16-383-011.000-023	7123066-023	23c	0.25	510	7/5/2022	$ 181,000	$ 212,110	0.00	0.25	$ 171,102	297	$ 276,884
71-09-16-306-016.000-023	7123066-023	23c	0.18	510	7/1/2022	$ 170,000	$ 199,219	0.00	0.18	$ 226,697	297	$ 276,884
71-09-16-455-016.000-023	7123066-023	23c	0.11	510	6/17/2022	$ 165,000	$ 194,684	0.00	0.11	$ 340,033	297	$ 276,884
71-09-16-306-003.000-023	7123066-023	23c	0.10	510	6/16/2022	$ 153,700	$ 181,351	0.00	0.10	$ 367,428	297	$ 276,884
71-09-16-309-009.000-023	7123066-023	23c	0.10	510	6/16/2022	$ 130,000	$ 148,753	0.00	0.10	$ 291,879	297	$ 276,884
71-09-16-305-006.000-023	7123066-023	23c	0.15	520	6/10/2022	$ 135,000	$ 154,474	0.00	0.15	$ 203,907	297	$ 276,884
71-09-16-457-005.000-023	7123066-023	23c	0.11	510	6/7/2022	$ 170,000	$ 200,584	0.00	0.11	$ 376,612	297	$ 276,884
71-09-16-259-002.000-023	7123066-023	23c	0.08	510	6/6/2022	$ 200,000	$ 235,981	0.00	0.08	$ 562,482	297	$ 276,884
71-09-16-456-002.000-023	7123066-023	23c	0.11	510	6/6/2022	$ 150,000	$ 176,986	0.00	0.11	$ 332,305	297	$ 276,884
71-09-16-307-003.000-023	7123066-023	23c	0.30	510	6/2/2022	$ 160,000	$ 188,785	0.00	0.30	$ 124,598	297	$ 276,884
71-09-16-186-013.000-023	7123066-023	23c	0.12	530	6/2/2022	$ 187,000	$ 220,642	0.00	0.12	$ 383,219	297	$ 276,884
71-09-16-484-008.000-023	7123066-023	23c	0.12	510	6/1/2022	$ 120,000	$ 137,311	0.00	0.12	$ 234,375	297	$ 276,884
71-09-16-487-008.000-023	7123066-023	23c	0.10	510	6/1/2022	$ 112,000	$ 128,157	0.00	0.10	$ 260,135	297	$ 276,884
71-09-16-407-007.000-023	7123066-023	23c	0.10	510	5/25/2022	$ 160,000	$ 190,084	0.00	0.10	$ 369,235	297	$ 276,884
71-09-16-182-006.000-023	7123066-023	23c	0.32	530	5/24/2022	$ 200,000	$ 237,605	0.00	0.32	$ 149,373	297	$ 276,884
71-09-16-339-013.000-023	7123066-023	23c	0.12	510	5/13/2022	$ 133,900	$ 154,211	0.00	0.12	$ 265,510	297	$ 276,884
71-09-16-334-014.000-023	7123066-023	23c	0.10	510	5/6/2022	$ 145,000	$ 172,264	0.00	0.10	$ 362,504	297	$ 276,884
71-09-16-311-019.000-023	7123066-023	23c	0.11	510	5/4/2022	$ 147,000	$ 174,640	0.00	0.11	$ 327,900	297	$ 276,884
71-09-16-337-009.000-023	7123066-023	23c	0.11	510	5/2/2022	$ 170,500	$ 202,558	0.00	0.11	$ 362,209	297	$ 276,884

State Parcel Number	Neighborhood Code	Market Area	Acres	Property Class	Sale Date	Adj Sale Price	Time Adjusted Sale Price (TASP)	Res Excess Acres	Res Homesite/ Frontage Acres	TASP/Acre	NBHD Sale Count	Median TASP/Acre
71-09-16-476-006.000-023	7123066-023	23c	0.13	510	4/27/2022	$ 166,000	$ 198,575	0.00	0.13	$ 298,273	297	$ 276,884
71-09-16-333-010.000-023	7123066-023	23c	0.11	510	4/22/2022	$ 119,400	$ 138,413	0.00	0.11	$ 249,658	297	$ 276,884
71-09-16-461-022.000-023	7123066-023	23c	0.11	510	4/18/2022	$ 142,000	$ 164,612	0.00	0.11	$ 309,072	297	$ 276,884
71-09-16-377-023.000-023	7123066-023	23c	0.13	510	3/29/2022	$ 110,000	$ 128,359	0.00	0.13	$ 194,548	297	$ 276,884
71-09-16-186-015.000-023	7123066-023	23c	0.12	510	3/10/2022	$ 92,000	$ 107,355	0.00	0.12	$ 177,135	297	$ 276,884
71-09-16-185-003.000-023	7123066-023	23c	0.16	520	2/15/2022	$ 200,500	$ 243,191	0.00	0.16	$ 298,405	297	$ 276,884
71-09-16-306-007.000-023	7123066-023	23c	0.15	510	2/3/2022	$ 85,000	$ 93,566	0.00	0.15	$ 123,507	297	$ 276,884
71-09-16-337-005.000-023	7123066-023	23c	0.11	510	2/1/2022	$ 132,200	$ 155,292	0.00	0.11	$ 277,688	297	$ 276,884
71-09-16-278-008.000-023	7123066-023	23c	0.14	510	1/28/2022	$ 150,000	$ 183,209	0.00	0.14	$ 267,402	297	$ 276,884
71-09-16-487-012.000-023	7123066-023	23c	0.10	510	1/26/2022	$ 107,500	$ 127,125	0.00	0.10	$ 258,040	297	$ 276,884
71-09-16-410-015.000-023	7123066-023	23c	0.08	510	1/17/2022	$ 165,000	$ 201,530	0.00	0.08	$ 504,518	297	$ 276,884
71-09-16-480-013.000-023	7123066-023	23c	0.08	510	1/12/2022	$ 125,000	$ 147,820	0.00	0.08	$ 353,792	297	$ 276,884
71-09-16-485-010.000-023	7123066-023	23c	0.09	510	1/5/2022	$ 84,900	$ 93,867	0.00	0.09	$ 207,345	297	$ 276,884
71-09-16-455-004.000-023	7123066-023	23c	0.11	510	12/16/2021	$ 120,000	$ 142,866	0.00	0.11	$ 268,242	297	$ 276,884
71-09-16-461-019.000-023	7123066-023	23c	0.11	510	12/7/2021	$ 173,000	$ 212,781	0.00	0.11	$ 399,514	297	$ 276,884
71-09-16-326-001.000-023	7123066-023	23c	0.12	510	11/12/2021	$ 131,025	$ 157,053	0.00	0.12	$ 266,974	297	$ 276,884
71-09-16-483-009.000-023	7123066-023	23c	0.12	510	11/12/2021	$ 120,000	$ 143,838	0.00	0.12	$ 245,516	297	$ 276,884
71-09-16-487-006.000-023	7123066-023	23c	0.13	510	11/12/2021	$ 149,900	$ 185,664	0.00	0.13	$ 290,499	297	$ 276,884
71-09-16-312-019.000-023	7123066-023	23c	0.11	510	10/26/2021	$ 175,000	$ 218,278	0.00	0.11	$ 406,332	297	$ 276,884
71-09-16-377-020.000-023	7123066-023	23c	0.11	510	10/22/2021	$ 95,000	$ 114,651	0.00	0.11	$ 200,248	297	$ 276,884
71-09-16-377-015.000-023	7123066-023	23c	0.11	510	10/21/2021	$ 140,000	$ 168,960	0.00	0.11	$ 295,103	297	$ 276,884
71-09-16-461-017.000-023	7123066-023	23c	0.11	510	10/21/2021	$ 92,500	$ 111,634	0.00	0.11	$ 209,602	297	$ 276,884
71-09-16-187-004.000-023	7123066-023	23c	0.15	510	10/14/2021	$ 138,500	$ 167,149	0.00	0.15	$ 220,638	297	$ 276,884
71-09-16-306-015.000-023	7123066-023	23c	0.15	510	10/7/2021	$ 169,900	$ 211,916	0.00	0.15	$ 279,730	297	$ 276,884
71-09-16-159-009.000-023	7123066-023	23c	0.15	510	9/30/2021	$ 158,000	$ 198,463	0.00	0.15	$ 261,971	297	$ 276,884
71-09-16-453-013.000-023	7123066-023	23c	0.07	510	9/30/2021	$ 122,000	$ 148,250	0.00	0.07	$ 410,018	297	$ 276,884
71-09-16-378-016.000-023	7123066-023	23c	0.11	510	9/24/2021	$ 122,000	$ 148,250	0.00	0.11	$ 265,097	297	$ 276,884
71-09-16-384-005.000-023	7123066-023	23c	0.11	510	9/23/2021	$ 135,000	$ 164,047	0.00	0.11	$ 293,345	297	$ 276,884
71-09-16-189-004.000-023	7123066-023	23c	0.10	510	9/17/2021	$ 120,000	$ 145,820	0.00	0.10	$ 290,970	297	$ 276,884
71-09-16-190-003.000-023	7123066-023	23c	0.10	510	9/3/2021	$ 154,851	$ 194,508	0.00	0.10	$ 389,015	297	$ 276,884
71-09-16-452-016.000-023	7123066-023	23c	0.11	510	9/3/2021	$ 177,500	$ 222,957	0.00	0.11	$ 418,259	297	$ 276,884
71-09-16-464-011.000-023	7123066-023	23c	0.10	510	9/3/2021	$ 130,000	$ 157,972	0.00	0.10	$ 304,479	297	$ 276,884
71-09-16-203-003.000-023	7123066-023	23c	0.16	510	8/27/2021	$ 147,500	$ 186,583	0.00	0.16	$ 237,301	297	$ 276,884
71-09-16-387-005.000-023	7123066-023	23c	0.16	510	8/27/2021	$ 172,500	$ 218,207	0.00	0.16	$ 273,134	297	$ 276,884
71-09-16-461-012.000-023	7123066-023	23c	0.11	510	8/27/2021	$ 150,000	$ 189,745	0.00	0.11	$ 356,262	297	$ 276,884
71-09-16-377-016.000-023	7123066-023	23c	0.11	510	8/20/2021	$ 118,000	$ 144,382	0.00	0.11	$ 252,176	297	$ 276,884
71-09-16-156-007.000-023	7123066-023	23c	0.13	510	8/19/2021	$ 215,000	$ 265,320	0.00	0.13	$ 420,265	297	$ 276,884
71-09-16-483-008.000-023	7123066-023	23c	0.12	510	8/17/2021	$ 154,900	$ 195,943	0.00	0.12	$ 334,454	297	$ 276,884
71-09-16-436-036.000-023	7123066-023	23c	0.13	510	8/13/2021	$ 146,500	$ 185,318	0.00	0.13	$ 292,479	297	$ 276,884
71-09-16-487-009.000-023	7123066-023	23c	0.10	510	8/13/2021	$ 101,000	$ 123,581	0.00	0.10	$ 250,848	297	$ 276,884
71-09-15-155-017.000-023	7123066-023	23c	0.15	530	8/12/2021	$ 190,000	$ 240,344	0.00	0.15	$ 311,034	297	$ 276,884
71-09-16-432-006.000-023	7123066-023	23c	0.09	510	8/6/2021	$ 131,000	$ 160,289	0.00	0.09	$ 375,388	297	$ 276,884
71-09-16-465-004.000-023	7123066-023	23c	0.10	510	8/4/2021	$ 115,000	$ 140,712	0.00	0.10	$ 271,212	297	$ 276,884
71-09-16-485-001.000-023	7123066-023	23c	0.14	510	7/26/2021	$ 170,000	$ 216,565	0.00	0.14	$ 312,784	297	$ 276,884
71-09-16-380-001.000-023	7123066-023	23c	0.12	510	7/13/2021	$ 120,200	$ 148,098	0.00	0.12	$ 252,787	297	$ 276,884
71-09-16-482-009.000-023	7123066-023	23c	0.13	510	7/8/2021	$ 156,000	$ 198,730	0.00	0.13	$ 301,522	297	$ 276,884
71-09-16-186-008.000-023	7123066-023	23c	0.14	510	6/22/2021	$ 208,000	$ 260,042	0.00	0.14	$ 363,583	297	$ 276,884
71-09-16-183-003.000-023	7123066-023	23c	0.17	530	6/21/2021	$ 185,000	$ 237,342	0.00	0.00	$ 275,697	297	$ 276,884
71-09-16-402-004.000-023	7123066-023	23c	0.12	510	6/8/2021	$ 65,500	$ 74,762	0.00	0.12	$ 123,358	297	$ 276,884
71-09-16-376-010.000-023	7123066-023	23c	0.11	510	6/7/2021	$ 102,900	$ 127,669	0.00	0.11	$ 228,294	297	$ 276,884
71-09-16-381-003.000-023	7123066-023	23c	0.11	510	5/25/2021	$ 66,000	$ 75,687	0.00	0.11	$ 135,341	297	$ 276,884
71-09-16-334-012.000-023	7123066-023	23c	0.10	510	5/18/2021	$ 150,000	$ 193,803	0.00	0.10	$ 407,831	297	$ 276,884
71-09-16-381-001.000-023	7123066-023	23c	0.11	510	5/17/2021	$ 193,500	$ 250,006	0.00	0.11	$ 447,055	297	$ 276,884
71-09-16-454-009.000-023	7123066-023	23c	0.12	510	5/14/2021	$ 158,689	$ 205,030	0.00	0.12	$ 334,748	297	$ 276,884
71-09-16-477-019.000-023	7123066-023	23c	0.12	510	4/23/2021	$ 94,500	$ 118,904	0.00	0.12	$ 202,956	297	$ 276,884
71-09-16-381-005.000-023	7123066-023	23c	0.11	510	4/20/2021	$ 90,250	$ 113,556	0.00	0.11	$ 203,058	297	$ 276,884
71-09-16-181-004.000-023	7123066-023	23c	0.11	510	4/7/2021	$ 95,000	$ 119,533	0.00	0.11	$ 211,660	297	$ 276,884
71-09-16-461-007.000-023	7123066-023	23c	0.11	510	2/26/2021	$ 170,000	$ 224,351	0.00	0.11	$ 421,236	297	$ 276,884
71-09-16-184-008.000-023	7123066-023	23c	0.15	510	2/19/2021	$ 92,000	$ 117,407	0.00	0.15	$ 154,977	297	$ 276,884
71-09-16-332-017.000-023	7123066-023	23c	0.07	510	2/19/2021	$ 168,900	$ 222,899	0.00	0.07	$ 622,405	297	$ 276,884
71-09-16-290-012.000-023	7123066-023	23c	0.11	510	2/8/2021	$ 101,900	$ 130,041	0.00	0.11	$ 226,402	297	$ 276,884
71-09-16-311-004.000-023	7123066-023	23c	0.11	510	12/2/2020	$ 101,000	$ 130,740	0.00	0.11	$ 245,476	297	$ 276,884
71-09-16-332-014.000-023	7123066-023	23c	0.07	510	11/19/2020	$ 91,900	$ 119,815	0.00	0.07	$ 334,561	297	$ 276,884
71-09-16-177-003.000-023	7123066-023	23c	0.18	510	11/17/2020	$ 142,000	$ 185,132	0.00	0.18	$ 210,833	297	$ 276,884

State Parcel Number	Neighborhood Code	Market Area	Acres	Property Class	Sale Date	Adj Sale Price	Time Adjusted Sale Price (TASP)	Res Excess Acres	Res Homesite/ Frontage Acres	TASP/Acre	NBHD Sale Count	Median TASP/Acre
71-09-16-185-001.000-023	7123066-023	23c	0.09	510	11/13/2020	$ 133,500	$ 174,051	0.00	0.09	$ 372,839	297	$ 276,884
71-09-16-459-001.000-023	7123066-023	23c	0.13	510	10/26/2020	$ 132,900	$ 174,515	0.00	0.13	$ 278,865	297	$ 276,884
71-09-16-334-011.000-023	7123066-023	23c	0.10	510	10/21/2020	$ 119,000	$ 156,263	0.00	0.10	$ 325,996	297	$ 276,884
71-09-16-155-008.000-023	7123066-023	23c	0.11	510	10/16/2020	$ 115,000	$ 151,010	0.00	0.11	$ 263,121	297	$ 276,884
71-09-16-186-009.000-023	7123066-023	23c	0.12	510	10/16/2020	$ 108,541	$ 142,529	0.00	0.12	$ 243,281	297	$ 276,884
71-09-16-190-001.000-023	7123066-023	23c	0.20	510	10/5/2020	$ 135,305	$ 177,673	0.00	0.20	$ 177,673	297	$ 276,884
71-09-16-462-007.000-023	7123066-023	23c	0.13	510	10/2/2020	$ 133,000	$ 174,647	0.00	0.13	$ 262,331	297	$ 276,884
71-09-16-455-007.000-023	7123066-023	23c	0.11	510	9/24/2020	$ 82,000	$ 97,714	0.00	0.11	$ 183,466	297	$ 276,884
71-09-16-158-014.000-023	7123066-023	23c	0.15	510	8/27/2020	$ 114,500	$ 152,534	0.00	0.15	$ 201,345	297	$ 276,884
71-09-16-461-020.000-023	7123066-023	23c	0.11	510	8/25/2020	$ 110,000	$ 146,539	0.00	0.11	$ 275,139	297	$ 276,884
71-09-16-461-008.000-023	7123066-023	23c	0.11	510	8/10/2020	$ 93,000	$ 123,892	0.00	0.11	$ 232,617	297	$ 276,884
71-09-16-476-002.000-023	7123066-023	23c	0.11	520	8/4/2020	$ 132,000	$ 175,847	0.00	0.11	$ 333,040	297	$ 276,884
71-09-16-482-002.000-023	7123066-023	23c	0.13	510	7/31/2020	$ 145,000	$ 201,039	0.00	0.13	$ 301,974	297	$ 276,884
71-09-16-476-005.000-023	7123066-023	23c	0.11	510	7/24/2020	$ 130,119	$ 174,597	0.00	0.11	$ 330,673	297	$ 276,884
71-09-16-384-009.000-023	7123066-023	23c	0.11	510	7/17/2020	$ 111,600	$ 149,748	0.00	0.11	$ 267,775	297	$ 276,884
71-09-16-308-015.000-023	7123066-023	23c	0.08	510	7/15/2020	$ 65,500	$ 78,819	0.00	0.08	$ 195,077	297	$ 276,884
71-09-16-436-027.000-023	7123066-023	23c	0.11	510	7/15/2020	$ 132,000	$ 177,121	0.00	0.11	$ 335,453	297	$ 276,884
71-09-16-436-026.000-023	7123066-023	23c	0.11	510	6/24/2020	$ 130,000	$ 175,704	0.00	0.11	$ 332,769	297	$ 276,884
71-09-16-452-004.000-023	7123066-023	23c	0.11	510	6/23/2020	$ 113,900	$ 153,943	0.00	0.11	$ 291,557	297	$ 276,884
71-09-16-157-003.000-023	7123066-023	23c	0.19	530	6/15/2020	$ 215,000	$ 290,798	0.00	0.19	$ 303,623	297	$ 276,884
71-09-16-313-010.000-023	7123066-023	23c	0.11	510	6/5/2020	$ 121,250	$ 163,877	0.00	0.11	$ 307,693	297	$ 276,884
71-09-16-183-001.000-023	7123066-023	23c	0.05	520	5/29/2020	$ 110,000	$ 149,753	0.00	0.05	$ 633,944	297	$ 276,884
71-09-16-256-006.000-023	7123066-023	23c	0.16	520	5/29/2020	$ 110,000	$ 149,753	0.00	0.16	$ 184,743	297	$ 276,884
71-09-16-290-004.000-023	7123066-023	23c	0.07	510	5/28/2020	$ 114,000	$ 155,199	0.00	0.07	$ 415,265	297	$ 276,884
71-09-16-313-013.000-023	7123066-023	23c	0.11	510	4/22/2020	$ 105,000	$ 143,988	0.00	0.11	$ 270,348	297	$ 276,884
71-09-16-160-002.000-023	7123066-023	23c	0.09	510	4/20/2020	$ 107,000	$ 146,730	0.00	0.09	$ 319,580	297	$ 276,884
71-09-16-309-011.000-023	7123066-023	23c	0.10	510	3/16/2020	$ 98,000	$ 135,368	0.00	0.10	$ 258,625	297	$ 276,884
71-09-16-338-021.000-023	7123066-023	23c	0.11	510	1/29/2020	$ 104,500	$ 146,463	0.00	0.11	$ 274,996	297	$ 276,884
71-09-16-433-006.000-023	7123066-023	23c	0.13	510	1/16/2020	$ 121,450	$ 170,220	0.00	0.13	$ 262,098	297	$ 276,884
71-09-16-488-009.000-023	7123066-023	23c	0.08	510	1/10/2020	$ 87,000	$ 107,835	0.00	0.08	$ 274,697	297	$ 276,884
71-09-16-335-009.000-023	7123066-023	23c	0.11	510	11/13/2019	$ 119,000	$ 169,234	0.00	0.11	$ 317,751	297	$ 276,884
71-09-16-335-006.000-023	7123066-023	23c	0.11	510	9/30/2019	$ 112,000	$ 161,620	0.00	0.11	$ 303,454	297	$ 276,884
71-09-16-465-005.000-023	7123066-023	23c	0.10	510	9/4/2019	$ 102,000	$ 147,189	0.00	0.10	$ 283,697	297	$ 276,884
71-09-16-310-007.000-023	7123066-023	23c	0.10	510	8/29/2019	$ 124,900	$ 181,554	0.00	0.10	$ 358,824	297	$ 276,884
71-09-16-463-001.000-023	7123066-023	23c	0.11	510	7/11/2019	$ 119,000	$ 174,244	0.00	0.11	$ 318,041	297	$ 276,884
71-09-16-261-005.000-023	7123066-023	23c	0.06	510	6/21/2019	$ 100,000	$ 147,494	0.00	0.06	$ 486,732	297	$ 276,884
71-09-16-483-018.000-023	7123066-023	23c	0.12	510	4/5/2019	$ 92,000	$ 137,686	0.00	0.12	$ 235,015	297	$ 276,884
71-09-16-407-020.000-023	7123066-023	23c	0.16	510	3/26/2019	$ 117,750	$ 177,509	0.00	0.16	$ 224,125	297	$ 276,884
71-09-16-458-014.000-023	7123066-023	23c	0.11	510	3/14/2019	$ 124,000	$ 186,931	0.00	0.11	$ 350,978	297	$ 276,884
71-09-16-455-027.000-023	7123066-023	23c	0.11	510	3/8/2019	$ 120,000	$ 180,901	0.00	0.11	$ 339,656	297	$ 276,884
71-09-16-312-021.000-023	7123066-023	23c	0.11	510	1/3/2019	$ 81,900	$ 107,715	0.00	0.11	$ 200,515	297	$ 276,884

State Parcel Number	Neighborhood Code	Market Area	Acres	Property Class	Sale Date	Adj Sale Price	Time Adjusted Sale Price (TASP)	Res Excess Acres	Res Homesite/ Frontage Acres	TASP/Acre	NBHD Sale Count	Median TASP/Acre
71-10-07-331-020.000-023	7123067-023	23i	0.17	510	7/28/2022	$ 460,000	$ 519,179	0.00	0.17	$ 609,168	9	$ 587,565
71-10-07-331-013.000-023	7123067-023	23i	0.16	510	6/27/2022	$ 406,000	$ 460,616	0.00	0.16	$ 593,184	9	$ 587,565
71-10-07-331-011.000-023	7123067-023	23i	0.17	510	9/24/2021	$ 414,900	$ 493,346	0.00	0.17	$ 587,565	9	$ 587,565
71-10-07-330-012.000-023	7123067-023	23i	0.30	510	5/12/2021	$ 330,000	$ 400,606	0.00	0.30	$ 262,807	9	$ 587,565
71-10-07-331-006.000-023	7123067-023	23i	0.15	510	7/31/2020	$ 392,000	$ 500,308	0.00	0.15	$ 665,954	9	$ 587,565
71-10-07-331-007.000-023	7123067-023	23i	0.15	510	7/22/2020	$ 395,000	$ 504,137	0.00	0.15	$ 682,525	9	$ 587,565
71-10-07-330-011.000-023	7123067-023	23i	0.45	510	7/2/2020	$ 492,115	$ 628,084	0.00	0.45	$ 278,679	9	$ 587,565
71-10-07-331-022.000-023	7123067-023	23i	0.17	510	5/21/2020	$ 352,338	$ 454,009	0.00	0.17	$ 544,809	9	$ 587,565
71-10-07-331-001.000-023	7123067-023	23i	0.26	510	12/9/2019	$ 272,500	$ 383,298	0.00	0.26	$ 291,897	9	$ 587,565

State Parcel Number	Neighborhood Code	Market Area	Acres	Property Class	Sale Date	Adj Sale Price	Time Adjusted Sale Price (TASP)	Res Excess Acres	Res Homesite/ Frontage Acres	TASP/Acre	NBHD Sale Count	Median TASP/Acre
71-09-15-477-007.000-023	7123068-023	23a	0.92	510	6/13/2024	$ 130,000	$ 131,369	0.00	0.92	$ 28,523	7	$ 46,612
71-09-15-434-004.000-023	7123068-023	23a	0.23	510	2/9/2024	$ 35,000	$ 35,418	0.00	0.23	$ 30,593	7	$ 46,612
71-09-15-434-001.000-023	7123068-023	23a	0.12	510	7/26/2023	$ 43,400	$ 44,758	0.00	0.12	$ 77,321	7	$ 46,612
71-09-15-479-011.000-023	7123068-023	23a	0.17	510	3/29/2023	$ 98,800	$ 106,997	0.00	0.17	$ 124,404	7	$ 46,612
71-09-15-479-009.000-023	7123068-023	23a	0.17	510	11/11/2022	$ 30,000	$ 31,820	0.00	0.17	$ 36,997	7	$ 46,612
71-09-15-427-009.000-023	7123068-023	23a	0.22	510	6/3/2021	$ 45,000	$ 51,363	0.00	0.22	$ 46,612	7	$ 46,612
71-09-15-429-008.000-023	7123068-023	23a	0.11	510	9/18/2020	$ 96,300	$ 127,367	0.00	0.11	$ 231,171	7	$ 46,612

State Parcel Number	Neighborhood Code	Market Area	Acres	Property Class	Sale Date	Adj Sale Price	Time Adjusted Sale Price (TASP)	Res Excess Acres	Res Homesite/ Frontage Acres	TASP/Acre	NBHD Sale Count	Median TASP/Acre
71-09-13-255-003.000-023	7123069-023	23c	1.07	510	9/11/2023	$ 107,000	$ 112,198	0.00	1.07	$ 20,994	3	$ 36,635
71-09-13-255-020.000-023	7123069-023	23c	0.74	510	4/29/2021	$ 216,000	$ 273,593	0.00	0.74	$ 74,207	3	$ 36,635
71-09-13-255-012.000-023	7123069-023	23c	0.73	510	8/18/2020	$ 100,000	$ 133,217	0.00	0.73	$ 36,635	3	$ 36,635

State Parcel Number	Neighborhood Code	Market Area	Acres	Property Class	Sale Date	Adj Sale Price	Time Adjusted Sale Price (TASP)	Res Excess Acres	Res Homesite/ Frontage Acres	TASP/Acre	NBHD Sale Count	Median TASP/Acre
71-09-14-284-006.000-023	7123070-023	23d	0.12	510	12/6/2024	$ 205,000	$ 205,000	0.00	0.12	$ 332,272	38	$ 194,594
71-09-14-433-003.000-023	7123070-023	23d	0.26	510	12/4/2024	$ 215,000	$ 215,000	0.00	0.26	$ 165,174	38	$ 194,594
71-09-14-283-004.000-023	7123070-023	23d	0.12	510	10/25/2024	$ 120,000	$ 120,190	0.00	0.12	$ 204,311	38	$ 194,594
71-09-14-476-011.000-023	7123070-023	23d	0.23	510	8/28/2024	$ 176,000	$ 178,181	0.00	0.23	$ 155,231	38	$ 194,594
71-09-14-434-010.000-023	7123070-023	23d	0.23	510	8/14/2024	$ 265,000	$ 267,894	0.00	0.23	$ 233,390	38	$ 194,594
71-09-14-281-010.000-023	7123070-023	23d	0.32	510	8/2/2024	$ 215,500	$ 217,854	0.00	0.32	$ 134,491	38	$ 194,594
71-09-14-436-002.000-023	7123070-023	23d	0.34	510	7/8/2024	$ 237,400	$ 240,828	0.00	0.34	$ 142,671	38	$ 194,594
71-09-14-435-015.000-023	7123070-023	23d	0.22	510	6/19/2024	$ 227,000	$ 231,137	0.00	0.22	$ 209,211	38	$ 194,594
71-09-14-427-005.000-023	7123070-023	23d	0.26	510	5/3/2024	$ 175,000	$ 179,468	0.00	0.26	$ 135,864	38	$ 194,594
71-09-14-429-003.000-023	7123070-023	23d	0.18	510	1/31/2024	$ 164,000	$ 171,641	0.00	0.18	$ 192,946	38	$ 194,594
71-09-14-431-004.000-023	7123070-023	23d	0.24	510	12/19/2023	$ 132,000	$ 136,460	0.00	0.24	$ 112,324	38	$ 194,594
71-09-14-476-003.000-023	7123070-023	23d	0.23	510	11/3/2023	$ 230,000	$ 241,640	0.00	0.23	$ 210,517	38	$ 194,594
71-09-14-431-001.000-023	7123070-023	23d	0.48	510	9/26/2023	$ 360,000	$ 379,099	0.00	0.48	$ 159,182	38	$ 194,594
71-09-14-281-003.000-023	7123070-023	23d	0.32	510	5/31/2023	$ 220,000	$ 238,623	0.00	0.32	$ 148,365	38	$ 194,594
71-09-14-436-020.000-023	7123070-023	23d	0.26	510	5/11/2023	$ 160,000	$ 175,556	0.00	0.26	$ 134,729	38	$ 194,594
71-09-14-283-003.000-023	7123070-023	23d	0.12	510	1/17/2023	$ 101,950	$ 111,703	0.00	0.12	$ 189,883	38	$ 194,594
71-09-14-283-011.000-023	7123070-023	23d	0.12	510	9/30/2022	$ 106,000	$ 119,003	0.00	0.12	$ 197,478	38	$ 194,594
71-09-14-433-014.000-023	7123070-023	23d	0.25	510	9/9/2022	$ 215,000	$ 244,395	0.00	0.25	$ 196,236	38	$ 194,594
71-09-14-436-005.000-023	7123070-023	23d	0.28	510	8/8/2022	$ 157,700	$ 183,554	0.00	0.28	$ 128,879	38	$ 194,594
71-09-14-477-008.000-023	7123070-023	23d	0.19	510	8/1/2022	$ 200,250	$ 233,080	0.00	0.19	$ 239,740	38	$ 194,594
71-09-14-431-007.000-023	7123070-023	23d	0.22	510	7/18/2022	$ 199,900	$ 234,258	0.00	0.22	$ 211,006	38	$ 194,594
71-09-14-435-007.000-023	7123070-023	23d	0.22	510	7/13/2022	$ 235,000	$ 270,426	0.00	0.22	$ 244,773	38	$ 194,594
71-09-14-477-003.000-023	7123070-023	23d	0.19	510	7/12/2022	$ 220,000	$ 253,164	0.00	0.19	$ 260,398	38	$ 194,594
71-09-14-430-011.000-023	7123070-023	23d	0.29	510	7/1/2022	$ 210,000	$ 241,657	0.00	0.29	$ 167,089	38	$ 194,594
71-09-14-431-006.000-023	7123070-023	23d	0.27	510	6/30/2022	$ 232,000	$ 268,633	0.00	0.27	$ 197,396	38	$ 194,594
71-09-14-281-008.000-023	7123070-023	23d	0.31	510	6/3/2022	$ 220,000	$ 254,738	0.00	0.31	$ 165,125	38	$ 194,594
71-09-14-476-006.000-023	7123070-023	23d	0.23	510	5/6/2022	$ 230,000	$ 267,982	0.00	0.23	$ 230,584	38	$ 194,594
71-09-14-434-005.000-023	7123070-023	23d	0.23	510	3/11/2022	$ 240,000	$ 283,172	0.00	0.23	$ 246,700	38	$ 194,594
71-09-14-435-011.000-023	7123070-023	23d	0.28	510	2/7/2022	$ 231,000	$ 274,285	0.00	0.28	$ 194,844	38	$ 194,594
71-09-14-476-008.000-023	7123070-023	23d	0.23	510	1/5/2022	$ 235,000	$ 280,816	0.00	0.23	$ 244,648	38	$ 194,594
71-09-14-433-012.000-023	7123070-023	23d	0.25	510	11/15/2021	$ 250,000	$ 302,591	0.00	0.25	$ 242,965	38	$ 194,594
71-09-14-432-004.000-023	7123070-023	23d	0.24	510	10/15/2021	$ 186,000	$ 231,998	0.00	0.24	$ 194,343	38	$ 194,594
71-09-14-431-005.000-023	7123070-023	23d	0.25	510	9/2/2021	$ 200,000	$ 251,219	0.00	0.25	$ 202,650	38	$ 194,594
71-09-14-436-003.000-023	7123070-023	23d	0.25	510	1/8/2021	$ 179,000	$ 237,903	0.00	0.25	$ 188,078	38	$ 194,594
71-09-14-281-012.000-023	7123070-023	23d	0.26	510	10/18/2019	$ 149,000	$ 219,891	0.00	0.26	$ 170,147	38	$ 194,594
71-09-14-432-014.000-023	7123070-023	23d	0.13	510	6/12/2019	$ 114,700	$ 169,176	0.00	0.13	$ 265,848	38	$ 194,594
71-09-14-432-015.000-023	7123070-023	23d	0.25	510	6/12/2019	$ 114,700	$ 169,176	0.00	0.25	$ 132,924	38	$ 194,594
71-09-14-427-003.000-023	7123070-023	23d	0.43	510	5/10/2019	$ 175,000	$ 267,117	0.00	0.43	$ 123,987	38	$ 194,594

State Parcel Number	Neighborhood Code	Market Area	Acres	Property Class	Sale Date	Adj Sale Price	Time Adjusted Sale Price (TASP)	Res Excess Acres	Res Homesite/ Frontage Acres	TASP/Acre	NBHD Sale Count	Median TASP/Acre
71-09-14-111-003.000-023	7123071-023	23c	0.13	510	12/18/2024	$ 201,500	$ 201,500	0.00	0.13	$ 313,868	184	$ 274,124
71-09-14-202-001.000-023	7123071-023	23c	0.11	510	12/6/2024	$ 175,000	$ 175,000	0.00	0.11	$ 317,625	184	$ 274,124
71-09-14-176-005.000-023	7123071-023	23c	0.14	510	11/25/2024	$ 95,000	$ 95,047	0.00	0.14	$ 140,443	184	$ 274,124
71-09-14-202-016.000-023	7123071-023	23c	0.12	510	11/21/2024	$ 168,500	$ 168,905	0.00	0.12	$ 278,694	184	$ 274,124
71-09-14-101-002.000-023	7123071-023	23c	0.16	510	11/15/2024	$ 194,900	$ 195,368	0.00	0.16	$ 240,097	184	$ 274,124
71-09-14-102-015.000-023	7123071-023	23c	0.11	510	10/18/2024	$ 189,000	$ 190,004	0.00	0.11	$ 353,699	184	$ 274,124
71-09-14-109-004.000-023	7123071-023	23c	0.13	510	10/18/2024	$ 176,000	$ 176,935	0.00	0.13	$ 274,475	184	$ 274,124
71-09-14-132-014.000-023	7123071-023	23c	0.13	510	10/17/2024	$ 130,000	$ 130,206	0.00	0.13	$ 204,608	184	$ 274,124
71-09-14-154-009.000-023	7123071-023	23c	0.16	510	9/27/2024	$ 101,000	$ 101,321	0.00	0.16	$ 130,540	184	$ 274,124
71-09-14-277-009.000-023	7123071-023	23c	0.12	510	9/17/2024	$ 128,000	$ 128,407	0.00	0.12	$ 217,303	184	$ 274,124
71-09-14-108-004.000-023	7123071-023	23c	0.16	510	9/12/2024	$ 110,000	$ 110,350	0.00	0.16	$ 141,149	184	$ 274,124
71-09-14-179-014.000-023	7123071-023	23c	0.13	510	8/27/2024	$ 195,000	$ 197,416	0.00	0.13	$ 303,332	184	$ 274,124
71-09-14-129-012.000-023	7123071-023	23c	0.12	510	8/26/2024	$ 170,000	$ 172,106	0.00	0.12	$ 298,920	184	$ 274,124
71-09-14-203-022.000-023	7123071-023	23c	0.18	510	8/14/2024	$ 129,360	$ 130,037	0.00	0.18	$ 143,041	184	$ 274,124
71-09-14-205-011.000-023	7123071-023	23c	0.10	510	8/13/2024	$ 165,500	$ 167,550	0.00	0.10	$ 320,110	184	$ 274,124
71-09-14-177-001.000-023	7123071-023	23c	0.13	510	8/9/2024	$ 150,000	$ 151,858	0.00	0.13	$ 233,332	184	$ 274,124
71-09-14-280-015.000-023	7123071-023	23c	0.14	510	7/12/2024	$ 110,000	$ 110,847	0.00	0.14	$ 153,285	184	$ 274,124
71-09-10-488-003.000-023	7123071-023	23c	0.14	510	7/11/2024	$ 199,900	$ 203,192	0.00	0.14	$ 295,035	184	$ 274,124
71-09-14-176-006.000-023	7123071-023	23c	0.14	510	7/3/2024	$ 167,900	$ 170,665	0.00	0.14	$ 252,176	184	$ 274,124
71-09-14-202-004.000-023	7123071-023	23c	0.19	510	7/1/2024	$ 210,000	$ 213,033	0.00	0.19	$ 220,946	184	$ 274,124
71-09-14-131-007.000-023	7123071-023	23c	0.12	510	6/28/2024	$ 188,000	$ 191,922	0.00	0.12	$ 329,137	184	$ 274,124
71-09-14-202-015.000-023	7123071-023	23c	0.12	510	6/19/2024	$ 125,000	$ 126,317	0.00	0.12	$ 208,423	184	$ 274,124
71-09-14-152-005.000-023	7123071-023	23c	0.15	510	6/17/2024	$ 139,000	$ 140,464	0.00	0.15	$ 187,343	184	$ 274,124
71-09-14-131-006.000-023	7123071-023	23c	0.40	510	6/14/2024	$ 249,000	$ 253,537	0.00	0.40	$ 126,031	184	$ 274,124
71-09-14-104-011.000-023	7123071-023	23c	0.16	510	6/7/2024	$ 234,900	$ 239,181	0.00	0.16	$ 296,070	184	$ 274,124
71-09-14-230-012.000-023	7123071-023	23c	0.14	510	5/31/2024	$ 199,900	$ 205,004	0.00	0.14	$ 298,661	184	$ 274,124
71-09-14-104-014.000-023	7123071-023	23c	0.16	510	5/21/2024	$ 249,000	$ 254,539	0.00	0.16	$ 315,082	184	$ 274,124
71-09-14-253-007.000-023	7123071-023	23c	0.13	510	5/16/2024	$ 158,500	$ 162,547	0.00	0.13	$ 245,853	184	$ 274,124
71-09-14-276-006.000-023	7123071-023	23c	0.12	510	5/15/2024	$ 182,000	$ 186,647	0.00	0.12	$ 302,919	184	$ 274,124
71-09-14-280-014.000-023	7123071-023	23c	0.14	510	5/13/2024	$ 176,200	$ 180,699	0.00	0.14	$ 249,881	184	$ 274,124
71-09-14-207-010.000-023	7123071-023	23c	0.12	510	4/24/2024	$ 150,000	$ 154,569	0.00	0.12	$ 262,752	184	$ 274,124
71-09-14-206-001.000-023	7123071-023	23c	0.14	510	4/18/2024	$ 181,000	$ 186,513	0.00	0.14	$ 265,681	184	$ 274,124
71-09-14-180-001.000-023	7123071-023	23c	0.15	510	4/12/2024	$ 125,000	$ 127,149	0.00	0.15	$ 169,766	184	$ 274,124
71-09-14-106-003.000-023	7123071-023	23c	0.11	510	4/11/2024	$ 195,000	$ 200,940	0.00	0.11	$ 374,057	184	$ 274,124
71-09-14-154-019.000-023	7123071-023	23c	0.15	510	4/2/2024	$ 145,000	$ 149,417	0.00	0.15	$ 200,697	184	$ 274,124
71-09-14-205-026.000-023	7123071-023	23c	0.12	510	3/13/2024	$ 129,000	$ 131,704	0.00	0.12	$ 215,678	184	$ 274,124
71-09-14-202-010.000-023	7123071-023	23c	0.16	510	3/4/2024	$ 200,000	$ 207,125	0.00	0.16	$ 252,727	184	$ 274,124
71-09-14-203-008.000-023	7123071-023	23c	0.17	510	3/4/2024	$ 160,000	$ 165,700	0.00	0.17	$ 194,552	184	$ 274,124
71-09-14-179-011.000-023	7123071-023	23c	0.13	510	3/1/2024	$ 182,500	$ 189,002	0.00	0.13	$ 290,403	184	$ 274,124
71-09-14-204-003.000-023	7123071-023	23c	0.10	510	2/13/2024	$ 134,000	$ 137,349	0.00	0.10	$ 262,410	184	$ 274,124
71-09-14-127-013.000-023	7123071-023	23c	0.10	510	2/12/2024	$ 175,000	$ 182,176	0.00	0.10	$ 356,977	184	$ 274,124
71-09-14-127-021.000-023	7123071-023	23c	0.12	510	1/25/2024	$ 139,500	$ 143,584	0.00	0.12	$ 249,381	184	$ 274,124
71-09-14-111-008.000-023	7123071-023	23c	0.11	510	1/18/2024	$ 104,000	$ 107,044	0.00	0.11	$ 197,579	184	$ 274,124
71-09-14-110-007.000-023	7123071-023	23c	0.11	510	1/8/2024	$ 164,900	$ 172,583	0.00	0.11	$ 321,269	184	$ 274,124
71-09-14-153-007.000-023	7123071-023	23c	0.15	510	12/22/2023	$ 125,000	$ 129,223	0.00	0.15	$ 168,028	184	$ 274,124
71-09-14-153-022.000-023	7123071-023	23c	0.16	510	12/8/2023	$ 150,000	$ 157,854	0.00	0.16	$ 200,763	184	$ 274,124
71-09-14-105-002.000-023	7123071-023	23c	0.14	510	12/4/2023	$ 250,000	$ 261,360	0.00	0.14	$ 381,594	184	$ 274,124
71-09-10-487-003.000-023	7123071-023	23c	0.12	510	11/30/2023	$ 155,000	$ 164,038	0.00	0.12	$ 278,848	184	$ 274,124
71-09-14-208-003.000-023	7123071-023	23c	0.13	510	11/21/2023	$ 194,900	$ 206,265	0.00	0.13	$ 311,976	184	$ 274,124
71-09-14-107-003.000-023	7123071-023	23c	0.16	510	11/13/2023	$ 219,900	$ 231,029	0.00	0.16	$ 281,894	184	$ 274,124
71-09-14-256-005.000-023	7123071-023	23c	0.15	510	11/13/2023	$ 133,800	$ 138,953	0.00	0.15	$ 189,742	184	$ 274,124
71-09-14-228-003.000-023	7123071-023	23c	0.11	510	11/9/2023	$ 175,000	$ 185,204	0.00	0.11	$ 345,209	184	$ 274,124
71-09-14-126-017.000-023	7123071-023	23c	0.12	510	10/16/2023	$ 120,000	$ 125,214	0.00	0.12	$ 217,475	184	$ 274,124
71-09-14-129-003.000-023	7123071-023	23c	0.12	510	10/2/2023	$ 174,900	$ 186,168	0.00	0.12	$ 323,343	184	$ 274,124
71-09-14-129-009.000-023	7123071-023	23c	0.17	510	10/2/2023	$ 174,900	$ 186,168	0.00	0.17	$ 215,563	184	$ 274,124
71-09-14-280-001.000-023	7123071-023	23c	0.15	510	9/28/2023	$ 125,000	$ 131,072	0.00	0.15	$ 175,004	184	$ 274,124
71-09-14-207-016.000-023	7123071-023	23c	0.22	510	9/22/2023	$ 160,000	$ 171,312	0.00	0.22	$ 155,062	184	$ 274,124
71-09-14-126-005.000-023	7123071-023	23c	0.12	510	9/21/2023	$ 139,000	$ 145,752	0.00	0.12	$ 253,147	184	$ 274,124
71-09-14-232-006.000-023	7123071-023	23c	0.15	510	9/21/2023	$ 202,000	$ 216,281	0.00	0.15	$ 297,904	184	$ 274,124
71-09-14-106-001.000-023	7123071-023	23c	0.21	510	8/25/2023	$ 285,000	$ 304,101	0.00	0.21	$ 283,048	184	$ 274,124
71-09-14-126-016.000-023	7123071-023	23c	0.12	510	8/23/2023	$ 70,000	$ 71,968	0.00	0.12	$ 124,996	184	$ 274,124
71-09-14-127-024.000-023	7123071-023	23c	0.12	510	8/21/2023	$ 146,000	$ 157,260	0.00	0.12	$ 273,135	184	$ 274,124
71-09-14-231-006.000-023	7123071-023	23c	0.27	510	8/1/2023	$ 271,000	$ 289,162	0.00	0.27	$ 210,634	184	$ 274,124
71-09-14-204-017.000-023	7123071-023	23c	0.13	510	7/27/2023	$ 205,000	$ 222,156	0.00	0.13	$ 354,928	184	$ 274,124

State Parcel Number	Neighborhood Code	Market Area	Acres	Property Class	Sale Date	Adj Sale Price	Time Adjusted Sale Price (TASP)	Res Excess Acres	Res Homesite/ Frontage Acres	TASP/Acre	NBHD Sale Count	Median TASP/Acre
71-09-14-201-017.000-023	7123071-023	23c	0.40	510	6/28/2023	$ 373,900	$ 399,307	0.00	0.40	$ 201,960	184	$ 274,124
71-09-14-256-004.000-023	7123071-023	23c	0.15	510	6/26/2023	$ 75,000	$ 77,593	0.00	0.15	$ 105,954	184	$ 274,124
71-09-14-206-007.000-023	7123071-023	23c	0.15	510	6/22/2023	$ 121,000	$ 128,870	0.00	0.15	$ 172,725	184	$ 274,124
71-09-10-489-002.000-023	7123071-023	23c	0.11	510	6/21/2023	$ 175,000	$ 190,819	0.00	0.11	$ 332,483	184	$ 274,124
71-09-14-182-005.000-023	7123071-023	23c	0.14	510	6/16/2023	$ 190,100	$ 207,284	0.00	0.14	$ 296,528	184	$ 274,124
71-09-14-280-003.000-023	7123071-023	23c	0.15	510	6/16/2023	$ 110,000	$ 117,154	0.00	0.15	$ 156,421	184	$ 274,124
71-09-14-109-003.000-023	7123071-023	23c	0.13	510	6/14/2023	$ 205,500	$ 221,662	0.00	0.13	$ 343,860	184	$ 274,124
71-09-14-227-004.000-023	7123071-023	23c	0.25	510	5/31/2023	$ 340,000	$ 364,856	0.00	0.25	$ 296,375	184	$ 274,124
71-09-10-487-008.000-023	7123071-023	23c	0.18	510	5/26/2023	$ 192,000	$ 210,668	0.00	0.18	$ 236,147	184	$ 274,124
71-09-14-102-012.000-023	7123071-023	23c	0.11	510	5/15/2023	$ 185,000	$ 202,987	0.00	0.11	$ 377,868	184	$ 274,124
71-09-14-105-013.000-023	7123071-023	23c	0.11	510	4/20/2023	$ 182,000	$ 200,962	0.00	0.11	$ 370,929	184	$ 274,124
71-09-14-127-011.000-023	7123071-023	23c	0.12	510	4/17/2023	$ 191,000	$ 210,900	0.00	0.12	$ 366,298	184	$ 274,124
71-09-14-126-011.000-023	7123071-023	23c	0.12	510	3/29/2023	$ 134,600	$ 145,767	0.00	0.12	$ 253,174	184	$ 274,124
71-09-14-152-019.000-023	7123071-023	23c	0.16	510	3/29/2023	$ 134,600	$ 145,767	0.00	0.16	$ 187,803	184	$ 274,124
71-09-14-177-012.000-023	7123071-023	23c	0.13	510	3/29/2023	$ 98,800	$ 106,997	0.00	0.13	$ 169,483	184	$ 274,124
71-09-14-154-005.000-023	7123071-023	23c	0.15	510	3/10/2023	$ 134,900	$ 146,092	0.00	0.15	$ 192,143	184	$ 274,124
71-09-14-232-001.000-023	7123071-023	23c	0.15	510	3/9/2023	$ 237,500	$ 260,541	0.00	0.15	$ 346,804	184	$ 274,124
71-09-14-103-008.000-023	7123071-023	23c	0.11	510	2/27/2023	$ 260,000	$ 286,876	0.00	0.11	$ 534,031	184	$ 274,124
71-09-14-277-012.000-023	7123071-023	23c	0.12	510	2/6/2023	$ 140,000	$ 152,494	0.00	0.12	$ 247,491	184	$ 274,124
71-09-14-202-007.000-023	7123071-023	23c	0.19	510	12/27/2022	$ 170,000	$ 192,645	0.00	0.19	$ 199,801	184	$ 274,124
71-09-10-489-004.000-023	7123071-023	23c	0.11	510	12/13/2022	$ 225,000	$ 251,191	0.00	0.11	$ 437,675	184	$ 274,124
71-09-14-153-008.000-023	7123071-023	23c	0.15	510	12/8/2022	$ 199,000	$ 225,508	0.00	0.15	$ 291,055	184	$ 274,124
71-09-14-156-013.000-023	7123071-023	23c	0.11	530	12/2/2022	$ 165,900	$ 187,999	0.00	0.11	$ 344,809	184	$ 274,124
71-09-14-277-011.000-023	7123071-023	23c	0.12	510	11/16/2022	$ 124,950	$ 138,558	0.00	0.12	$ 224,873	184	$ 274,124
71-09-14-208-006.000-023	7123071-023	23c	0.13	510	10/7/2022	$ 175,000	$ 200,965	0.00	0.13	$ 309,439	184	$ 274,124
71-09-14-126-015.000-023	7123071-023	23c	0.09	510	9/30/2022	$ 135,000	$ 151,561	0.00	0.09	$ 350,981	184	$ 274,124
71-09-14-131-010.000-023	7123071-023	23c	0.12	510	9/26/2022	$ 149,126	$ 172,406	0.00	0.12	$ 295,668	184	$ 274,124
71-09-14-252-011.000-023	7123071-023	23c	0.13	510	9/16/2022	$ 138,000	$ 154,929	0.00	0.13	$ 235,969	184	$ 274,124
71-09-14-204-024.000-023	7123071-023	23c	0.13	510	9/12/2022	$ 132,000	$ 148,193	0.00	0.13	$ 236,760	184	$ 274,124
71-09-14-106-014.000-023	7123071-023	23c	0.16	510	9/9/2022	$ 170,000	$ 196,538	0.00	0.16	$ 243,909	184	$ 274,124
71-09-14-278-003.000-023	7123071-023	23c	0.22	510	8/22/2022	$ 115,000	$ 129,921	0.00	0.22	$ 120,029	184	$ 274,124
71-09-14-110-011.000-023	7123071-023	23c	0.12	510	8/17/2022	$ 160,000	$ 186,231	0.00	0.12	$ 305,545	184	$ 274,124
71-09-14-154-012.000-023	7123071-023	23c	0.11	510	8/15/2022	$ 141,931	$ 160,346	0.00	0.11	$ 303,683	184	$ 274,124
71-09-14-178-007.000-023	7123071-023	23c	0.13	510	7/22/2022	$ 160,000	$ 187,500	0.00	0.13	$ 292,323	184	$ 274,124
71-09-14-276-001.000-023	7123071-023	23c	0.14	510	7/22/2022	$ 172,500	$ 202,149	0.00	0.14	$ 294,501	184	$ 274,124
71-09-14-126-004.000-023	7123071-023	23c	0.12	510	7/13/2022	$ 110,000	$ 125,063	0.00	0.12	$ 217,215	184	$ 274,124
71-09-14-177-006.000-023	7123071-023	23c	0.13	510	7/5/2022	$ 119,000	$ 135,296	0.00	0.13	$ 212,607	184	$ 274,124
71-09-14-254-013.000-023	7123071-023	23c	0.11	510	7/5/2022	$ 115,500	$ 131,317	0.00	0.11	$ 229,172	184	$ 274,124
71-09-10-487-001.000-023	7123071-023	23c	0.12	510	7/1/2022	$ 200,000	$ 234,375	0.00	0.12	$ 398,415	184	$ 274,124
71-09-14-201-002.000-023	7123071-023	23c	0.36	510	6/29/2022	$ 212,000	$ 245,475	0.00	0.36	$ 136,389	184	$ 274,124
71-09-14-154-029.000-023	7123071-023	23c	0.11	510	6/24/2022	$ 130,000	$ 148,753	0.00	0.11	$ 279,598	184	$ 274,124
71-09-14-176-002.000-023	7123071-023	23c	0.14	510	6/24/2022	$ 145,000	$ 171,086	0.00	0.14	$ 247,181	184	$ 274,124
71-09-14-206-013.000-023	7123071-023	23c	0.15	510	6/17/2022	$ 131,000	$ 149,897	0.00	0.15	$ 200,909	184	$ 274,124
71-09-14-129-008.000-023	7123071-023	23c	0.17	510	6/13/2022	$ 125,000	$ 143,032	0.00	0.17	$ 165,616	184	$ 274,124
71-09-10-490-003.000-023	7123071-023	23c	0.10	510	6/3/2022	$ 185,000	$ 218,282	0.00	0.10	$ 431,904	184	$ 274,124
71-09-14-102-002.000-023	7123071-023	23c	0.14	510	5/26/2022	$ 226,000	$ 263,322	0.00	0.14	$ 384,459	184	$ 274,124
71-09-14-107-006.000-023	7123071-023	23c	0.11	510	5/23/2022	$ 74,000	$ 80,415	0.00	0.11	$ 147,178	184	$ 274,124
71-09-14-276-009.000-023	7123071-023	23c	0.12	510	5/9/2022	$ 106,250	$ 122,367	0.00	0.12	$ 198,596	184	$ 274,124
71-09-14-152-003.000-023	7123071-023	23c	0.15	510	4/26/2022	$ 170,000	$ 203,360	0.00	0.15	$ 275,105	184	$ 274,124
71-09-14-104-010.000-023	7123071-023	23c	0.16	510	4/7/2022	$ 275,000	$ 322,429	0.00	0.16	$ 399,120	184	$ 274,124
71-09-14-181-003.000-023	7123071-023	23c	0.14	510	3/23/2022	$ 132,000	$ 154,031	0.00	0.14	$ 220,347	184	$ 274,124
71-09-14-104-004.000-023	7123071-023	23c	0.16	510	2/18/2022	$ 165,000	$ 200,132	0.00	0.16	$ 245,952	184	$ 274,124
71-09-14-206-012.000-023	7123071-023	23c	0.15	510	2/18/2022	$ 116,500	$ 136,849	0.00	0.15	$ 183,421	184	$ 274,124
71-09-14-109-008.000-023	7123071-023	23c	0.11	510	2/11/2022	$ 198,990	$ 241,359	0.00	0.11	$ 445,493	184	$ 274,124
71-09-14-181-001.000-023	7123071-023	23c	0.14	530	2/7/2022	$ 175,000	$ 212,261	0.00	0.14	$ 303,649	184	$ 274,124
71-09-14-129-016.000-023	7123071-023	23c	0.12	510	2/4/2022	$ 249,000	$ 295,658	0.00	0.12	$ 496,104	184	$ 274,124
71-09-14-205-018.000-023	7123071-023	23c	0.24	510	1/21/2022	$ 89,900	$ 99,395	0.00	0.24	$ 81,384	184	$ 274,124
71-09-14-154-004.000-023	7123071-023	23c	0.15	510	1/11/2022	$ 150,000	$ 183,209	0.00	0.15	$ 242,645	184	$ 274,124
71-09-14-254-011.000-023	7123071-023	23c	0.11	510	1/10/2022	$ 154,500	$ 188,705	0.00	0.11	$ 329,326	184	$ 274,124
71-09-14-128-014.000-023	7123071-023	23c	0.14	510	12/23/2021	$ 165,000	$ 202,941	0.00	0.14	$ 281,982	184	$ 274,124
71-09-14-202-018.000-023	7123071-023	23c	0.12	510	12/16/2021	$ 170,000	$ 209,091	0.00	0.12	$ 345,001	184	$ 274,124
71-09-14-230-011.000-023	7123071-023	23c	0.14	510	12/13/2021	$ 215,500	$ 259,166	0.00	0.14	$ 377,567	184	$ 274,124
71-09-14-108-001.000-023	7123071-023	23c	0.16	510	12/10/2021	$ 135,000	$ 160,724	0.00	0.16	$ 205,584	184	$ 274,124
71-09-14-178-008.000-023	7123071-023	23c	0.13	510	12/9/2021	$ 154,900	$ 190,519	0.00	0.13	$ 290,430	184	$ 274,124

State Parcel Number	Neighborhood Code	Market Area	Acres	Property Class	Sale Date	Adj Sale Price	Time Adjusted Sale Price (TASP)	Res Excess Acres	Res Homesite/ Frontage Acres	TASP/Acre	NBHD Sale Count	Median TASP/Acre
71-09-10-486-001.000-023	7123071-023	23c	0.11	510	12/6/2021	$ 155,000	$ 190,642	0.00	0.11	$ 332,175	184	$ 274,124
71-09-14-102-016.000-023	7123071-023	23c	0.12	510	11/23/2021	$ 145,000	$ 179,595	0.00	0.12	$ 303,929	184	$ 274,124
71-09-14-106-006.000-023	7123071-023	23c	0.11	510	11/15/2021	$ 175,000	$ 216,752	0.00	0.11	$ 403,493	184	$ 274,124
71-09-10-487-007.000-023	7123071-023	23c	0.18	510	11/10/2021	$ 168,000	$ 208,082	0.00	0.18	$ 233,248	184	$ 274,124
71-09-14-129-015.000-023	7123071-023	23c	0.12	510	11/5/2021	$ 110,000	$ 131,851	0.00	0.12	$ 223,133	184	$ 274,124
71-09-14-203-009.000-023	7123071-023	23c	0.15	510	11/1/2021	$ 176,000	$ 217,991	0.00	0.15	$ 294,897	184	$ 274,124
71-09-14-280-028.000-023	7123071-023	23c	0.14	510	11/1/2021	$ 80,700	$ 90,022	0.00	0.14	$ 126,659	184	$ 274,124
71-09-14-183-003.000-023	7123071-023	23c	0.14	510	10/12/2021	$ 89,000	$ 99,730	0.00	0.14	$ 142,669	184	$ 274,124
71-09-14-111-010.000-023	7123071-023	23c	0.11	510	9/23/2021	$ 135,000	$ 164,047	0.00	0.11	$ 293,345	184	$ 274,124
71-09-14-128-016.000-023	7123071-023	23c	0.12	510	9/10/2021	$ 155,000	$ 194,695	0.00	0.12	$ 338,153	184	$ 274,124
71-09-14-201-008.000-023	7123071-023	23c	0.32	510	9/10/2021	$ 270,000	$ 331,041	0.00	0.32	$ 206,002	184	$ 274,124
71-09-14-127-012.000-023	7123071-023	23c	0.10	510	9/3/2021	$ 124,000	$ 150,681	0.00	0.10	$ 295,261	184	$ 274,124
71-09-14-153-013.000-023	7123071-023	23c	0.15	510	8/27/2021	$ 64,161	$ 72,557	0.00	0.15	$ 98,003	184	$ 274,124
71-09-14-126-012.000-023	7123071-023	23c	0.12	510	8/20/2021	$ 135,000	$ 165,183	0.00	0.12	$ 286,896	184	$ 274,124
71-09-14-204-002.000-023	7123071-023	23c	0.10	510	8/19/2021	$ 153,000	$ 193,540	0.00	0.10	$ 369,764	184	$ 274,124
71-09-14-129-010.000-023	7123071-023	23c	0.17	510	8/2/2021	$ 135,000	$ 165,183	0.00	0.17	$ 191,265	184	$ 274,124
71-09-14-108-010.000-023	7123071-023	23c	0.16	510	7/23/2021	$ 190,000	$ 242,043	0.00	0.16	$ 305,606	184	$ 274,124
71-09-14-110-012.000-023	7123071-023	23c	0.14	510	7/20/2021	$ 153,000	$ 194,909	0.00	0.14	$ 282,161	184	$ 274,124
71-09-14-102-013.000-023	7123071-023	23c	0.11	510	7/7/2021	$ 155,000	$ 197,456	0.00	0.11	$ 367,573	184	$ 274,124
71-09-14-227-002.000-023	7123071-023	23c	0.39	510	7/6/2021	$ 335,000	$ 402,498	0.00	0.39	$ 207,673	184	$ 274,124
71-09-14-205-013.000-023	7123071-023	23c	0.10	510	7/1/2021	$ 150,000	$ 191,087	0.00	0.10	$ 365,077	184	$ 274,124
71-09-14-203-010.000-023	7123071-023	23c	0.16	510	6/21/2021	$ 180,000	$ 230,928	0.00	0.16	$ 293,271	184	$ 274,124
71-09-14-276-010.000-023	7123071-023	23c	0.12	510	6/18/2021	$ 170,600	$ 218,868	0.00	0.12	$ 370,392	184	$ 274,124
71-09-14-204-023.000-023	7123071-023	23c	0.13	510	5/28/2021	$ 125,500	$ 156,803	0.00	0.13	$ 250,516	184	$ 274,124
71-09-14-208-013.000-023	7123071-023	23c	0.11	510	5/28/2021	$ 164,000	$ 211,892	0.00	0.11	$ 391,103	184	$ 274,124
71-09-10-454-004.000-023	7123071-023	23c	0.11	510	5/19/2021	$ 142,000	$ 177,418	0.00	0.11	$ 309,258	184	$ 274,124
71-09-14-128-012.000-023	7123071-023	23c	0.12	510	5/1/2021	$ 142,837	$ 178,464	0.00	0.12	$ 309,963	184	$ 274,124
71-09-14-129-005.000-023	7123071-023	23c	0.12	510	4/30/2021	$ 135,000	$ 169,862	0.00	0.12	$ 295,023	184	$ 274,124
71-09-14-101-013.000-023	7123071-023	23c	0.16	510	4/15/2021	$ 182,500	$ 237,466	0.00	0.16	$ 293,948	184	$ 274,124
71-09-14-177-002.000-023	7123071-023	23c	0.13	510	4/7/2021	$ 110,550	$ 139,098	0.00	0.13	$ 213,726	184	$ 274,124
71-09-14-101-004.000-023	7123071-023	23c	0.16	510	3/12/2021	$ 170,000	$ 222,770	0.00	0.16	$ 273,773	184	$ 274,124
71-09-14-126-008.000-023	7123071-023	23c	0.23	510	3/4/2021	$ 145,000	$ 190,010	0.00	0.23	$ 165,009	184	$ 274,124
71-09-14-205-020.000-023	7123071-023	23c	0.12	510	3/4/2021	$ 87,750	$ 101,585	0.00	0.12	$ 166,356	184	$ 274,124
71-09-14-127-001.000-023	7123071-023	23c	0.12	510	3/2/2021	$ 125,000	$ 158,394	0.00	0.12	$ 275,104	184	$ 274,124
71-09-14-203-003.000-023	7123071-023	23c	0.32	510	2/19/2021	$ 210,000	$ 269,500	0.00	0.32	$ 167,706	184	$ 274,124
71-09-14-106-008.000-023	7123071-023	23c	0.11	510	2/10/2021	$ 161,000	$ 212,473	0.00	0.11	$ 395,527	184	$ 274,124
71-09-10-488-006.000-023	7123071-023	23c	0.11	510	2/8/2021	$ 140,099	$ 178,789	0.00	0.11	$ 331,124	184	$ 274,124
71-09-14-253-006.000-023	7123071-023	23c	0.13	510	1/6/2021	$ 145,000	$ 192,715	0.00	0.13	$ 298,106	184	$ 274,124
71-09-14-280-022.000-023	7123071-023	23c	0.15	510	1/5/2021	$ 134,400	$ 172,739	0.00	0.15	$ 230,637	184	$ 274,124
71-09-14-151-019.000-023	7123071-023	23c	0.15	510	12/14/2020	$ 137,500	$ 177,988	0.00	0.15	$ 229,723	184	$ 274,124
71-09-14-151-008.000-023	7123071-023	23c	0.15	510	11/30/2020	$ 167,500	$ 225,786	0.00	0.15	$ 291,414	184	$ 274,124
71-09-14-201-009.000-023	7123071-023	23c	0.42	510	11/18/2020	$ 228,000	$ 298,419	0.00	0.42	$ 143,257	184	$ 274,124
71-09-14-126-002.000-023	7123071-023	23c	0.12	510	11/16/2020	$ 117,500	$ 153,191	0.00	0.12	$ 266,067	184	$ 274,124
71-09-14-177-004.000-023	7123071-023	23c	0.13	510	10/2/2020	$ 110,500	$ 145,101	0.00	0.13	$ 222,950	184	$ 274,124
71-09-10-489-008.000-023	7123071-023	23c	0.11	510	9/23/2020	$ 151,000	$ 206,435	0.00	0.11	$ 382,325	184	$ 274,124
71-09-14-203-018.000-023	7123071-023	23c	0.18	510	8/18/2020	$ 152,000	$ 209,269	0.00	0.18	$ 230,196	184	$ 274,124
71-09-14-110-003.000-023	7123071-023	23c	0.13	510	8/7/2020	$ 137,000	$ 182,507	0.00	0.13	$ 283,120	184	$ 274,124
71-09-14-205-005.000-023	7123071-023	23c	0.10	510	8/7/2020	$ 102,500	$ 136,548	0.00	0.10	$ 260,878	184	$ 274,124
71-09-14-230-001.000-023	7123071-023	23c	0.14	510	6/10/2020	$ 159,000	$ 222,001	0.00	0.14	$ 323,423	184	$ 274,124
71-09-14-106-011.000-023	7123071-023	23c	0.11	510	2/4/2020	$ 132,900	$ 184,916	0.00	0.11	$ 344,229	184	$ 274,124
71-09-14-109-002.000-023	7123071-023	23c	0.13	510	11/1/2019	$ 160,000	$ 234,514	0.00	0.13	$ 363,797	184	$ 274,124
71-09-14-176-003.000-023	7123071-023	23c	0.14	510	8/30/2019	$ 84,700	$ 107,618	0.00	0.14	$ 155,484	184	$ 274,124
71-09-14-109-001.000-023	7123071-023	23c	0.13	510	8/13/2019	$ 154,900	$ 231,726	0.00	0.13	$ 359,471	184	$ 274,124
71-09-14-202-021.000-023	7123071-023	23c	0.21	510	7/10/2019	$ 130,000	$ 190,350	0.00	0.21	$ 179,473	184	$ 274,124
71-09-14-204-012.000-023	7123071-023	23c	0.10	510	6/11/2019	$ 95,000	$ 140,120	0.00	0.10	$ 267,703	184	$ 274,124
71-09-14-153-011.000-023	7123071-023	23c	0.14	510	3/15/2019	$ 153,000	$ 236,643	0.00	0.14	$ 347,427	184	$ 274,124

State Parcel Number	Neighborhood Code	Market Area	Acres	Property Class	Sale Date	Adj Sale Price	Time Adjusted Sale Price (TASP)	Res Excess Acres	Res Homesite/ Frontage Acres	TASP/Acre	NBHD Sale Count	Median TASP/Acre
71-09-21-204-001.000-023	7123072-023	23c	0.11	510	12/31/2024	$ 160,000	$ 160,000	0.00	0.11	$ 300,673	64	$ 232,137
71-09-21-203-003.000-023	7123072-023	23c	0.12	510	10/1/2024	$ 104,500	$ 104,665	0.00	0.12	$ 176,372	64	$ 232,137
71-09-21-130-001.000-023	7123072-023	23c	0.20	510	9/25/2024	$ 244,000	$ 245,876	0.00	0.20	$ 242,316	64	$ 232,137
71-09-21-229-002.000-023	7123072-023	23c	0.12	510	9/17/2024	$ 153,500	$ 154,829	0.00	0.12	$ 259,249	64	$ 232,137
71-09-21-126-001.000-023	7123072-023	23c	0.29	510	9/11/2024	$ 199,900	$ 201,630	0.00	0.29	$ 137,546	64	$ 232,137
71-09-21-205-010.000-023	7123072-023	23c	0.11	510	8/26/2024	$ 95,545	$ 96,045	0.00	0.11	$ 171,464	64	$ 232,137
71-09-21-255-006.000-023	7123072-023	23c	0.14	510	7/22/2024	$ 195,000	$ 198,212	0.00	0.14	$ 278,520	64	$ 232,137
71-09-21-205-024.000-023	7123072-023	23c	0.11	510	7/16/2024	$ 175,000	$ 177,882	0.00	0.11	$ 317,564	64	$ 232,137
71-09-21-131-016.000-023	7123072-023	23c	0.22	510	7/12/2024	$ 219,000	$ 222,163	0.00	0.22	$ 204,164	64	$ 232,137
71-09-21-130-022.000-023	7123072-023	23c	0.23	510	7/11/2024	$ 240,000	$ 243,466	0.00	0.23	$ 209,179	64	$ 232,137
71-09-21-207-005.000-023	7123072-023	23c	0.20	510	7/2/2024	$ 213,000	$ 216,076	0.00	0.20	$ 217,877	64	$ 232,137
71-09-21-130-002.000-023	7123072-023	23c	0.19	510	6/24/2024	$ 206,000	$ 209,754	0.00	0.19	$ 223,122	64	$ 232,137
71-09-21-208-007.000-023	7123072-023	23c	0.11	510	6/14/2024	$ 145,651	$ 148,689	0.00	0.11	$ 265,448	64	$ 232,137
71-09-21-278-019.000-023	7123072-023	23c	0.22	510	5/28/2024	$ 240,000	$ 245,339	0.00	0.22	$ 221,262	64	$ 232,137
71-09-21-126-004.000-023	7123072-023	23c	0.19	510	5/8/2024	$ 206,000	$ 210,583	0.00	0.19	$ 218,795	64	$ 232,137
71-09-21-227-016.000-023	7123072-023	23c	0.12	510	3/15/2024	$ 80,000	$ 80,784	0.00	0.12	$ 135,345	64	$ 232,137
71-09-21-278-040.000-023	7123072-023	23c	0.24	510	3/8/2024	$ 159,000	$ 164,664	0.00	0.24	$ 135,655	64	$ 232,137
71-09-21-206-012.000-023	7123072-023	23c	0.13	510	2/15/2024	$ 170,100	$ 177,075	0.00	0.13	$ 275,479	64	$ 232,137
71-09-21-202-005.000-023	7123072-023	23c	0.12	510	11/7/2023	$ 136,900	$ 142,173	0.00	0.12	$ 243,820	64	$ 232,137
71-09-21-226-002.000-023	7123072-023	23c	0.13	510	9/29/2023	$ 150,000	$ 160,605	0.00	0.13	$ 239,177	64	$ 232,137
71-09-21-278-039.000-023	7123072-023	23c	0.24	510	7/17/2023	$ 108,000	$ 114,413	0.00	0.24	$ 94,257	64	$ 232,137
71-09-21-231-005.000-023	7123072-023	23c	0.12	510	5/24/2023	$ 185,000	$ 202,987	0.00	0.12	$ 347,839	64	$ 232,137
71-09-21-229-013.000-023	7123072-023	23c	0.17	510	5/8/2023	$ 212,000	$ 229,946	0.00	0.17	$ 271,413	64	$ 232,137
71-09-21-278-049.000-023	7123072-023	23c	0.49	510	2/27/2023	$ 129,000	$ 140,512	0.00	0.49	$ 57,811	64	$ 232,137
71-09-21-278-006.000-023	7123072-023	23c	0.12	510	12/28/2022	$ 183,500	$ 207,943	0.00	0.12	$ 356,332	64	$ 232,137
71-09-21-204-005.000-023	7123072-023	23c	0.22	510	12/5/2022	$ 205,000	$ 232,307	0.00	0.22	$ 207,362	64	$ 232,137
71-09-21-129-007.000-023	7123072-023	23c	0.23	510	11/21/2022	$ 192,000	$ 219,021	0.00	0.23	$ 188,177	64	$ 232,137
71-09-21-128-003.000-023	7123072-023	23c	0.18	510	11/14/2022	$ 180,000	$ 205,332	0.00	0.18	$ 231,118	64	$ 232,137
71-09-21-276-003.000-023	7123072-023	23c	0.12	510	11/8/2022	$ 145,000	$ 165,407	0.00	0.12	$ 270,259	64	$ 232,137
71-09-21-230-022.000-023	7123072-023	23c	0.11	510	10/21/2022	$ 123,000	$ 137,234	0.00	0.11	$ 241,045	64	$ 232,137
71-09-21-127-007.000-023	7123072-023	23c	0.18	510	10/18/2022	$ 175,000	$ 200,965	0.00	0.18	$ 226,202	64	$ 232,137
71-09-21-279-024.000-023	7123072-023	23c	0.24	510	10/14/2022	$ 149,000	$ 171,107	0.00	0.24	$ 141,970	64	$ 232,137
71-09-21-231-008.000-023	7123072-023	23c	0.12	510	10/11/2022	$ 190,000	$ 218,190	0.00	0.12	$ 373,892	64	$ 232,137
71-09-21-203-006.000-023	7123072-023	23c	0.13	510	9/26/2022	$ 134,000	$ 150,438	0.00	0.13	$ 236,402	64	$ 232,137
71-09-21-209-015.000-023	7123072-023	23c	0.26	511	9/20/2022	$ 205,000	$ 237,002	0.00	0.26	$ 182,981	64	$ 232,137
71-09-21-128-001.000-023	7123072-023	23c	0.19	510	9/9/2022	$ 221,500	$ 251,783	0.00	0.19	$ 269,908	64	$ 232,137
71-09-21-229-003.000-023	7123072-023	23c	0.12	510	9/9/2022	$ 120,000	$ 134,721	0.00	0.12	$ 225,580	64	$ 232,137
71-09-21-229-006.000-023	7123072-023	23c	0.11	510	9/7/2022	$ 145,000	$ 167,636	0.00	0.11	$ 317,489	64	$ 232,137
71-09-21-208-002.000-023	7123072-023	23c	0.11	510	8/8/2022	$ 143,000	$ 161,554	0.00	0.11	$ 288,414	64	$ 232,137
71-09-21-231-017.000-023	7123072-023	23c	0.12	510	6/18/2022	$ 125,000	$ 143,032	0.00	0.12	$ 245,100	64	$ 232,137
71-09-21-130-010.000-023	7123072-023	23c	0.19	510	6/16/2022	$ 215,000	$ 248,948	0.00	0.19	$ 260,678	64	$ 232,137
71-09-21-229-007.000-023	7123072-023	23c	1.15	510	6/2/2022	$ 312,775	$ 354,850	0.00	1.15	$ 61,632	64	$ 232,137
71-09-21-278-041.000-023	7123072-023	23c	0.24	510	5/18/2022	$ 150,000	$ 178,204	0.00	0.24	$ 146,809	64	$ 232,137
71-09-21-231-023.000-023	7123072-023	23c	0.11	510	4/29/2022	$ 192,500	$ 230,275	0.00	0.11	$ 417,949	64	$ 232,137
71-09-21-208-022.000-023	7123072-023	23c	0.35	510	4/12/2022	$ 198,000	$ 236,855	0.00	0.35	$ 136,203	64	$ 232,137
71-09-21-130-011.000-023	7123072-023	23c	0.19	510	3/29/2022	$ 210,000	$ 247,776	0.00	0.19	$ 267,819	64	$ 232,137
71-09-21-130-020.000-023	7123072-023	23c	0.23	510	3/10/2022	$ 230,000	$ 271,373	0.00	0.23	$ 233,157	64	$ 232,137
71-09-21-209-014.000-023	7123072-023	23c	0.26	510	2/4/2022	$ 179,900	$ 218,205	0.00	0.26	$ 168,468	64	$ 232,137
71-09-21-278-043.000-023	7123072-023	23c	0.24	510	12/28/2021	$ 150,000	$ 184,492	0.00	0.24	$ 151,990	64	$ 232,137
71-09-21-229-005.000-023	7123072-023	23c	0.11	510	11/24/2021	$ 132,000	$ 158,222	0.00	0.11	$ 299,660	64	$ 232,137
71-09-21-204-003.000-023	7123072-023	23c	0.13	510	11/15/2021	$ 200,000	$ 247,717	0.00	0.13	$ 393,098	64	$ 232,137
71-09-21-205-013.000-023	7123072-023	23c	0.11	510	10/19/2021	$ 124,900	$ 150,736	0.00	0.11	$ 269,102	64	$ 232,137
71-09-21-229-004.000-023	7123072-023	23c	0.11	510	9/10/2021	$ 142,000	$ 172,554	0.00	0.11	$ 318,829	64	$ 232,137
71-09-21-130-015.000-023	7123072-023	23c	0.23	510	8/27/2021	$ 270,000	$ 333,192	0.00	0.23	$ 286,270	64	$ 232,137
71-09-21-207-004.000-023	7123072-023	23c	0.46	510	8/19/2021	$ 205,000	$ 259,318	0.00	0.46	$ 113,606	64	$ 232,137
71-09-21-131-003.000-023	7123072-023	23c	0.19	510	5/6/2021	$ 165,000	$ 213,184	0.00	0.19	$ 219,275	64	$ 232,137
71-09-21-278-036.000-023	7123072-023	23c	0.22	510	12/2/2020	$ 89,900	$ 105,580	0.00	0.22	$ 95,565	64	$ 232,137
71-09-21-205-023.000-023	7123072-023	23c	0.11	510	11/5/2020	$ 118,000	$ 153,842	0.00	0.11	$ 274,648	64	$ 232,137
71-09-21-204-006.000-023	7123072-023	23c	0.13	510	10/16/2020	$ 141,375	$ 185,644	0.00	0.13	$ 294,596	64	$ 232,137
71-09-21-231-011.000-023	7123072-023	23c	0.12	510	10/1/2020	$ 123,000	$ 161,515	0.00	0.12	$ 276,773	64	$ 232,137
71-09-21-209-002.000-023	7123072-023	23c	0.17	510	9/1/2020	$ 140,000	$ 185,165	0.00	0.17	$ 216,822	64	$ 232,137
71-09-21-252-015.000-023	7123072-023	23c	0.15	510	8/31/2020	$ 119,000	$ 158,528	0.00	0.15	$ 209,258	64	$ 232,137
71-09-21-209-009.000-023	7123072-023	23c	0.25	511	8/14/2020	$ 143,062	$ 190,583	0.00	0.25	$ 155,029	64	$ 232,137
71-09-21-279-014.000-023	7123072-023	23c	0.24	510	4/15/2020	$ 88,500	$ 108,079	0.00	0.24	$ 89,675	64	$ 232,137

State Parcel Number	Neighborhood Code	Market Area	Acres	Property Class	Sale Date	Adj Sale Price	Time Adjusted Sale Price (TASP)	Res Excess Acres	Res Homesite/ Frontage Acres	TASP/Acre	NBHD Sale Count	Median TASP/Acre
71-09-24-154-008.000-023	7123073-023	23e	0.24	510	12/27/2024	$ 250,000	$ 250,000	0.00	0.24	$ 209,423	104	$ 212,781
71-09-24-105-013.000-023	7123073-023	23e	0.21	510	12/12/2024	$ 260,000	$ 260,000	0.00	0.21	$ 248,915	104	$ 212,781
71-09-24-127-021.000-023	7123073-023	23e	0.24	510	11/21/2024	$ 278,500	$ 279,110	0.00	0.24	$ 230,922	104	$ 212,781
71-09-24-126-005.000-023	7123073-023	23e	0.22	510	10/31/2024	$ 199,100	$ 200,157	0.00	0.22	$ 178,848	104	$ 212,781
71-09-24-127-016.000-023	7123073-023	23e	0.19	510	10/9/2024	$ 250,000	$ 251,192	0.00	0.19	$ 261,206	104	$ 212,781
71-09-24-127-006.000-023	7123073-023	23e	0.19	510	9/27/2024	$ 250,000	$ 251,922	0.00	0.19	$ 267,978	104	$ 212,781
71-09-24-156-012.000-023	7123073-023	23e	0.29	510	9/20/2024	$ 247,558	$ 249,461	0.00	0.29	$ 170,055	104	$ 212,781
71-09-24-105-007.000-023	7123073-023	23e	0.20	510	8/16/2024	$ 249,999	$ 252,729	0.00	0.20	$ 254,658	104	$ 212,781
71-09-24-127-013.000-023	7123073-023	23e	0.25	510	8/16/2024	$ 244,000	$ 246,665	0.00	0.25	$ 198,315	104	$ 212,781
71-09-24-131-006.000-023	7123073-023	23e	0.17	510	8/7/2024	$ 195,000	$ 197,416	0.00	0.17	$ 229,319	104	$ 212,781
71-09-24-103-030.000-023	7123073-023	23e	0.20	510	7/11/2024	$ 236,500	$ 239,915	0.00	0.20	$ 234,689	104	$ 212,781
71-09-24-104-002.000-023	7123073-023	23e	0.27	510	7/3/2024	$ 230,000	$ 233,321	0.00	0.27	$ 175,233	104	$ 212,781
71-09-24-178-030.000-023	7123073-023	23e	0.28	510	6/21/2024	$ 250,000	$ 254,556	0.00	0.28	$ 184,623	104	$ 212,781
71-09-24-103-011.000-023	7123073-023	23e	0.21	510	6/10/2024	$ 215,000	$ 218,918	0.00	0.21	$ 210,231	104	$ 212,781
71-09-24-131-002.000-023	7123073-023	23e	0.17	510	5/15/2024	$ 162,800	$ 166,957	0.00	0.17	$ 192,397	104	$ 212,781
71-09-24-176-007.000-023	7123073-023	23e	0.21	510	4/4/2024	$ 236,000	$ 242,252	0.00	0.21	$ 234,500	104	$ 212,781
71-09-24-103-008.000-023	7123073-023	23e	0.18	510	2/14/2024	$ 240,000	$ 248,544	0.00	0.18	$ 277,605	104	$ 212,781
71-09-24-103-025.000-023	7123073-023	23e	0.21	510	12/29/2023	$ 190,000	$ 199,949	0.00	0.21	$ 187,872	104	$ 212,781
71-09-24-154-016.000-023	7123073-023	23e	0.24	510	12/15/2023	$ 244,000	$ 255,087	0.00	0.24	$ 213,685	104	$ 212,781
71-09-24-127-023.000-023	7123073-023	23e	0.22	510	12/11/2023	$ 225,000	$ 235,224	0.00	0.22	$ 215,940	104	$ 212,781
71-09-24-104-003.000-023	7123073-023	23e	0.25	510	11/27/2023	$ 220,000	$ 231,134	0.00	0.25	$ 185,111	104	$ 212,781
71-09-24-131-005.000-023	7123073-023	23e	0.17	510	11/7/2023	$ 207,000	$ 217,476	0.00	0.17	$ 252,621	104	$ 212,781
71-09-24-156-002.000-023	7123073-023	23e	0.29	510	10/27/2023	$ 242,000	$ 255,536	0.00	0.29	$ 173,450	104	$ 212,781
71-09-24-103-015.000-023	7123073-023	23e	0.19	510	10/3/2023	$ 202,100	$ 215,121	0.00	0.19	$ 228,831	104	$ 212,781
71-09-24-103-014.000-023	7123073-023	23e	0.23	510	9/29/2023	$ 210,000	$ 222,895	0.00	0.23	$ 191,506	104	$ 212,781
71-09-24-131-019.000-023	7123073-023	23e	0.18	510	9/22/2023	$ 210,000	$ 222,895	0.00	0.18	$ 245,185	104	$ 212,781
71-09-24-130-001.000-023	7123073-023	23e	0.24	510	8/29/2023	$ 199,900	$ 215,317	0.00	0.24	$ 179,524	104	$ 212,781
71-09-24-133-013.000-023	7123073-023	23e	0.33	510	8/10/2023	$ 284,000	$ 303,034	0.00	0.33	$ 184,051	104	$ 212,781
71-09-24-127-019.000-023	7123073-023	23e	0.24	510	7/25/2023	$ 275,000	$ 295,012	0.00	0.24	$ 245,970	104	$ 212,781
71-09-24-176-008.000-023	7123073-023	23e	0.21	510	7/21/2023	$ 219,900	$ 235,902	0.00	0.21	$ 228,353	104	$ 212,781
71-09-24-177-010.000-023	7123073-023	23e	0.26	510	6/20/2023	$ 195,000	$ 212,627	0.00	0.26	$ 160,478	104	$ 212,781
71-09-24-178-005.000-023	7123073-023	23e	0.21	510	6/13/2023	$ 200,000	$ 218,079	0.00	0.21	$ 211,877	104	$ 212,781
71-09-24-152-023.000-023	7123073-023	23e	0.24	510	5/25/2023	$ 230,000	$ 249,470	0.00	0.24	$ 209,080	104	$ 212,781
71-09-24-103-007.000-023	7123073-023	23e	0.18	510	5/16/2023	$ 229,000	$ 248,385	0.00	0.18	$ 277,428	104	$ 212,781
71-09-24-132-003.000-023	7123073-023	23e	0.25	510	5/8/2023	$ 218,000	$ 236,454	0.00	0.25	$ 190,740	104	$ 212,781
71-09-24-128-005.000-023	7123073-023	23e	0.25	510	4/24/2023	$ 165,000	$ 182,191	0.00	0.25	$ 142,995	104	$ 212,781
71-09-24-132-009.000-023	7123073-023	23e	0.26	510	4/6/2023	$ 223,500	$ 243,788	0.00	0.26	$ 189,632	104	$ 212,781
71-09-24-151-007.000-023	7123073-023	23e	0.27	510	3/29/2023	$ 243,000	$ 266,575	0.00	0.27	$ 198,496	104	$ 212,781
71-09-24-129-018.000-023	7123073-023	23e	0.26	510	1/27/2023	$ 262,000	$ 290,776	0.00	0.26	$ 219,899	104	$ 212,781
71-09-24-152-015.000-023	7123073-023	23e	0.29	510	1/27/2023	$ 250,000	$ 277,458	0.00	0.29	$ 191,782	104	$ 212,781
71-09-24-102-016.000-023	7123073-023	23e	0.18	510	1/13/2023	$ 186,000	$ 209,395	0.00	0.18	$ 237,532	104	$ 212,781
71-09-24-133-012.000-023	7123073-023	23e	0.30	510	12/19/2022	$ 245,900	$ 274,523	0.00	0.30	$ 182,457	104	$ 212,781
71-09-24-176-002.000-023	7123073-023	23e	0.24	510	12/14/2022	$ 224,000	$ 250,074	0.00	0.24	$ 206,311	104	$ 212,781
71-09-24-178-011.000-023	7123073-023	23e	0.22	510	12/1/2022	$ 196,910	$ 223,139	0.00	0.22	$ 205,974	104	$ 212,781
71-09-24-153-003.000-023	7123073-023	23e	0.23	510	11/10/2022	$ 200,000	$ 228,147	0.00	0.23	$ 195,631	104	$ 212,781
71-09-24-106-008.000-023	7123073-023	23e	0.23	510	11/7/2022	$ 270,000	$ 303,230	0.00	0.23	$ 258,994	104	$ 212,781
71-09-24-153-033.000-023	7123073-023	23e	0.30	510	11/2/2022	$ 242,500	$ 272,346	0.00	0.30	$ 184,357	104	$ 212,781
71-09-24-178-003.000-023	7123073-023	23e	0.19	510	10/26/2022	$ 195,000	$ 223,932	0.00	0.19	$ 235,161	104	$ 212,781
71-09-24-155-001.000-023	7123073-023	23e	0.24	510	10/14/2022	$ 189,000	$ 217,042	0.00	0.24	$ 180,083	104	$ 212,781
71-09-24-127-014.000-023	7123073-023	23e	0.21	510	10/6/2022	$ 180,000	$ 206,707	0.00	0.21	$ 195,742	104	$ 212,781
71-09-24-180-004.000-023	7123073-023	23e	0.21	510	9/2/2022	$ 217,000	$ 246,668	0.00	0.21	$ 235,840	104	$ 212,781
71-09-24-177-007.000-023	7123073-023	23e	0.17	510	8/18/2022	$ 195,000	$ 226,969	0.00	0.17	$ 267,935	104	$ 212,781
71-09-24-152-003.000-023	7123073-023	23e	0.25	510	8/17/2022	$ 215,000	$ 245,893	0.00	0.25	$ 193,045	104	$ 212,781
71-09-24-176-001.000-023	7123073-023	23e	0.21	510	8/12/2022	$ 180,000	$ 209,510	0.00	0.21	$ 195,005	104	$ 212,781
71-09-24-132-017.000-023	7123073-023	23e	0.26	510	8/1/2022	$ 224,400	$ 256,643	0.00	0.26	$ 196,129	104	$ 212,781
71-09-24-153-027.000-023	7123073-023	23e	0.26	510	7/14/2022	$ 263,000	$ 302,647	0.00	0.26	$ 232,264	104	$ 212,781
71-09-24-153-032.000-023	7123073-023	23e	0.26	510	5/14/2022	$ 206,000	$ 240,019	0.00	0.26	$ 187,470	104	$ 212,781
71-09-24-154-017.000-023	7123073-023	23e	0.22	510	5/13/2022	$ 225,000	$ 262,157	0.00	0.22	$ 234,247	104	$ 212,781
71-09-24-155-003.000-023	7123073-023	23e	0.28	510	5/11/2022	$ 225,000	$ 262,157	0.00	0.28	$ 190,326	104	$ 212,781
71-09-24-105-008.000-023	7123073-023	23e	0.20	510	5/9/2022	$ 217,000	$ 252,836	0.00	0.20	$ 247,606	104	$ 212,781
71-09-24-128-001.000-023	7123073-023	23e	0.28	510	5/9/2022	$ 196,000	$ 232,853	0.00	0.28	$ 169,051	104	$ 212,781
71-09-24-126-014.000-023	7123073-023	23e	0.18	510	4/15/2022	$ 185,000	$ 221,304	0.00	0.18	$ 239,444	104	$ 212,781
71-09-24-126-012.000-023	7123073-023	23e	0.21	510	4/12/2022	$ 190,000	$ 227,285	0.00	0.21	$ 219,159	104	$ 212,781
71-09-24-126-011.000-023	7123073-023	23e	0.21	510	3/14/2022	$ 202,000	$ 243,316	0.00	0.21	$ 230,010	104	$ 212,781

State Parcel Number	Neighborhood Code	Market Area	Acres	Property Class	Sale Date	Adj Sale Price	Time Adjusted Sale Price (TASP)	Res Excess Acres	Res Homesite/ Frontage Acres	TASP/Acre	NBHD Sale Count	Median TASP/Acre
71-09-24-154-015.000-023	7123073-023	23e	0.24	510	3/4/2022	$ 235,000	$ 277,273	0.00	0.24	$ 232,269	104	$ 212,781
71-09-24-153-014.000-023	7123073-023	23e	0.27	510	2/28/2022	$ 210,000	$ 249,350	0.00	0.27	$ 181,634	104	$ 212,781
71-09-24-101-006.000-023	7123073-023	23e	0.23	510	2/4/2022	$ 205,000	$ 248,649	0.00	0.23	$ 219,788	104	$ 212,781
71-09-24-101-016.000-023	7123073-023	23e	0.20	510	12/23/2021	$ 185,000	$ 227,540	0.00	0.20	$ 229,835	104	$ 212,781
71-09-24-132-012.000-023	7123073-023	23e	0.28	510	12/6/2021	$ 220,000	$ 264,578	0.00	0.28	$ 190,969	104	$ 212,781
71-09-24-102-009.000-023	7123073-023	23e	0.17	510	12/1/2021	$ 209,000	$ 251,349	0.00	0.17	$ 289,649	104	$ 212,781
71-09-24-153-015.000-023	7123073-023	23e	0.27	510	11/12/2021	$ 221,000	$ 267,491	0.00	0.27	$ 194,848	104	$ 212,781
71-09-24-151-012.000-023	7123073-023	23e	0.26	510	10/26/2021	$ 197,000	$ 245,718	0.00	0.26	$ 190,589	104	$ 212,781
71-09-24-179-009.000-023	7123073-023	23e	0.22	510	9/24/2021	$ 198,000	$ 248,707	0.00	0.22	$ 229,526	104	$ 212,781
71-09-24-102-011.000-023	7123073-023	23e	0.18	510	9/20/2021	$ 185,000	$ 232,378	0.00	0.18	$ 254,458	104	$ 212,781
71-09-24-101-007.000-023	7123073-023	23e	0.19	510	9/10/2021	$ 185,500	$ 233,006	0.00	0.19	$ 240,231	104	$ 212,781
71-09-24-102-004.000-023	7123073-023	23e	0.21	510	8/31/2021	$ 195,100	$ 246,795	0.00	0.21	$ 230,596	104	$ 212,781
71-09-24-133-007.000-023	7123073-023	23e	0.40	510	8/25/2021	$ 310,000	$ 370,534	0.00	0.40	$ 183,874	104	$ 212,781
71-09-24-153-021.000-023	7123073-023	23e	0.23	510	7/28/2021	$ 186,000	$ 236,948	0.00	0.23	$ 202,799	104	$ 212,781
71-09-24-151-001.000-023	7123073-023	23e	0.20	510	7/23/2021	$ 209,000	$ 259,596	0.00	0.20	$ 262,003	104	$ 212,781
71-09-24-153-029.000-023	7123073-023	23e	0.26	510	7/23/2021	$ 230,000	$ 285,680	0.00	0.26	$ 220,154	104	$ 212,781
71-09-24-106-005.000-023	7123073-023	23e	0.18	510	6/28/2021	$ 167,000	$ 214,250	0.00	0.18	$ 239,301	104	$ 212,781
71-09-24-179-012.000-023	7123073-023	23e	0.24	510	6/28/2021	$ 200,000	$ 256,586	0.00	0.24	$ 210,389	104	$ 212,781
71-09-24-177-001.000-023	7123073-023	23e	0.23	510	6/24/2021	$ 158,000	$ 202,703	0.00	0.23	$ 177,840	104	$ 212,781
71-09-24-129-008.000-023	7123073-023	23e	0.33	510	6/18/2021	$ 216,000	$ 270,043	0.00	0.33	$ 163,888	104	$ 212,781
71-09-24-131-012.000-023	7123073-023	23e	0.20	510	6/8/2021	$ 162,000	$ 207,835	0.00	0.20	$ 204,826	104	$ 212,781
71-09-24-177-003.000-023	7123073-023	23e	0.15	510	5/6/2021	$ 160,500	$ 207,370	0.00	0.15	$ 268,840	104	$ 212,781
71-09-24-105-012.000-023	7123073-023	23e	0.21	510	4/19/2021	$ 156,000	$ 202,985	0.00	0.21	$ 188,932	104	$ 212,781
71-09-24-152-022.000-023	7123073-023	23e	0.22	510	2/25/2021	$ 220,000	$ 282,333	0.00	0.22	$ 260,202	104	$ 212,781
71-09-24-152-001.000-023	7123073-023	23e	0.22	510	12/4/2020	$ 193,000	$ 258,329	0.00	0.22	$ 229,790	104	$ 212,781
71-09-24-106-006.000-023	7123073-023	23e	0.18	510	12/1/2020	$ 155,000	$ 207,466	0.00	0.18	$ 231,724	104	$ 212,781
71-09-24-177-012.000-023	7123073-023	23e	0.18	510	11/12/2020	$ 153,000	$ 206,240	0.00	0.18	$ 226,864	104	$ 212,781
71-09-24-177-011.000-023	7123073-023	23e	0.18	510	11/6/2020	$ 143,450	$ 187,023	0.00	0.18	$ 207,295	104	$ 212,781
71-09-24-101-004.000-023	7123073-023	23e	0.24	510	10/1/2020	$ 215,000	$ 283,259	0.00	0.24	$ 233,689	104	$ 212,781
71-09-24-106-003.000-023	7123073-023	23e	0.24	510	9/4/2020	$ 185,000	$ 252,917	0.00	0.24	$ 206,776	104	$ 212,781
71-09-24-127-017.000-023	7123073-023	23e	0.22	510	8/24/2020	$ 185,500	$ 255,391	0.00	0.22	$ 231,285	104	$ 212,781
71-09-24-101-010.000-023	7123073-023	23e	0.17	510	8/18/2020	$ 171,500	$ 236,116	0.00	0.17	$ 285,701	104	$ 212,781
71-09-24-177-004.000-023	7123073-023	23e	0.19	510	8/7/2020	$ 145,000	$ 199,632	0.00	0.19	$ 214,055	104	$ 212,781
71-09-24-131-015.000-023	7123073-023	23e	0.20	510	5/29/2020	$ 143,000	$ 194,680	0.00	0.20	$ 199,067	104	$ 212,781
71-09-24-127-012.000-023	7123073-023	23e	0.17	510	5/26/2020	$ 135,000	$ 183,788	0.00	0.17	$ 210,374	104	$ 212,781
71-09-24-102-003.000-023	7123073-023	23e	0.18	510	8/29/2019	$ 159,900	$ 239,206	0.00	0.18	$ 267,175	104	$ 212,781
71-09-24-178-013.000-023	7123073-023	23e	0.20	510	8/26/2019	$ 140,000	$ 203,503	0.00	0.20	$ 203,550	104	$ 212,781
71-09-24-176-005.000-023	7123073-023	23e	0.21	510	7/16/2019	$ 135,000	$ 197,671	0.00	0.21	$ 191,346	104	$ 212,781
71-09-24-126-009.000-023	7123073-023	23e	0.22	510	5/24/2019	$ 157,000	$ 239,642	0.00	0.22	$ 217,475	104	$ 212,781
71-09-24-103-004.000-023	7123073-023	23e	0.18	510	5/10/2019	$ 144,000	$ 213,945	0.00	0.18	$ 238,960	104	$ 212,781

State Parcel Number	Neighborhood Code	Market Area	Acres	Property Class	Sale Date	Adj Sale Price	Time Adjusted Sale Price (TASP)	Res Excess Acres	Res Homesite/ Frontage Acres	TASP/Acre	NBHD Sale Count	Median TASP/Acre
71-09-24-204-002.000-023	7123074-023	23g	0.31	510	10/15/2024	$ 275,000	$ 276,311	0.00	0.31	$ 177,917	69	$ 250,748
71-09-24-229-005.000-023	7123074-023	23g	0.11	510	10/10/2024	$ 285,000	$ 286,358	0.00	0.11	$ 514,275	69	$ 250,748
71-10-19-126-007.000-023	7123074-023	23g	0.25	510	8/28/2024	$ 347,700	$ 350,835	0.00	0.25	$ 275,780	69	$ 250,748
71-10-19-156-002.000-023	7123074-023	23g	0.28	510	8/9/2024	$ 131,800	$ 132,490	0.00	0.28	$ 96,187	69	$ 250,748
71-10-19-156-014.000-023	7123074-023	23g	0.28	510	5/28/2024	$ 359,900	$ 366,684	0.00	0.28	$ 266,213	69	$ 250,748
71-09-24-229-002.000-023	7123074-023	23g	0.30	510	5/14/2024	$ 255,000	$ 260,673	0.00	0.30	$ 172,044	69	$ 250,748
71-10-19-129-009.000-023	7123074-023	23g	0.24	510	5/3/2024	$ 300,000	$ 306,674	0.00	0.24	$ 260,912	69	$ 250,748
71-10-19-155-011.000-023	7123074-023	23g	0.29	510	4/26/2024	$ 400,055	$ 409,082	0.00	0.29	$ 281,733	69	$ 250,748
71-10-19-156-009.000-023	7123074-023	23g	0.28	510	4/18/2024	$ 463,900	$ 474,368	0.00	0.28	$ 344,391	69	$ 250,748
71-09-24-204-004.000-023	7123074-023	23g	0.30	510	3/15/2024	$ 228,500	$ 235,572	0.00	0.30	$ 155,478	69	$ 250,748
71-10-19-152-001.000-023	7123074-023	23g	0.37	510	3/1/2024	$ 425,000	$ 436,248	0.00	0.37	$ 239,031	69	$ 250,748
71-10-19-153-015.000-023	7123074-023	23g	0.28	510	1/30/2024	$ 465,000	$ 481,169	0.00	0.28	$ 349,329	69	$ 250,748
71-09-24-228-014.000-023	7123074-023	23g	0.28	510	12/21/2023	$ 265,000	$ 277,041	0.00	0.28	$ 201,132	69	$ 250,748
71-09-24-229-006.000-023	7123074-023	23g	0.23	510	11/15/2023	$ 285,000	$ 299,424	0.00	0.23	$ 262,961	69	$ 250,748
71-10-19-103-020.000-023	7123074-023	23g	0.28	510	11/2/2023	$ 322,000	$ 336,059	0.00	0.28	$ 243,979	69	$ 250,748
71-10-19-129-010.000-023	7123074-023	23g	0.24	510	9/15/2023	$ 315,000	$ 331,712	0.00	0.24	$ 282,214	69	$ 250,748
71-10-19-153-007.000-023	7123074-023	23g	0.44	510	9/15/2023	$ 380,000	$ 400,161	0.00	0.44	$ 180,529	69	$ 250,748
71-10-19-156-018.000-023	7123074-023	23g	0.29	510	8/15/2023	$ 368,750	$ 390,108	0.00	0.29	$ 266,558	69	$ 250,748

State Parcel Number	Neighborhood Code	Market Area	Acres	Property Class	Sale Date	Adj Sale Price	Time Adjusted Sale Price (TASP)	Res Excess Acres	Res Homesite/ Frontage Acres	TASP/Acre	NBHD Sale Count	Median TASP/Acre
71-09-24-204-014.000-023	7123074-023	23g	0.26	510	6/27/2023	$ 285,000	$ 307,415	0.00	0.26	$ 234,436	69	$ 250,748
71-09-24-204-020.000-023	7123074-023	23g	0.33	510	6/21/2023	$ 300,000	$ 323,594	0.00	0.33	$ 194,760	69	$ 250,748
71-09-24-230-006.000-023	7123074-023	23g	0.28	510	6/21/2023	$ 339,500	$ 362,569	0.00	0.28	$ 263,225	69	$ 250,748
71-09-24-230-012.000-023	7123074-023	23g	0.28	510	6/16/2023	$ 295,000	$ 318,201	0.00	0.28	$ 227,975	69	$ 250,748
71-09-24-231-003.000-023	7123074-023	23g	0.29	510	6/9/2023	$ 330,000	$ 352,424	0.00	0.29	$ 240,809	69	$ 250,748
71-10-19-156-012.000-023	7123074-023	23g	0.28	510	6/8/2023	$ 480,000	$ 512,616	0.00	0.28	$ 372,160	69	$ 250,748
71-10-19-155-006.000-023	7123074-023	23g	0.29	510	6/7/2023	$ 317,500	$ 339,074	0.00	0.29	$ 236,416	69	$ 250,748
71-10-19-154-004.000-023	7123074-023	23g	0.28	510	5/18/2023	$ 359,900	$ 386,211	0.00	0.28	$ 280,389	69	$ 250,748
71-09-24-205-012.000-023	7123074-023	23g	0.30	510	4/6/2023	$ 280,000	$ 305,417	0.00	0.30	$ 202,727	69	$ 250,748
71-10-19-156-011.000-023	7123074-023	23g	0.27	510	3/22/2023	$ 559,620	$ 606,441	0.00	0.27	$ 443,231	69	$ 250,748
71-10-19-154-010.000-023	7123074-023	23g	0.28	510	1/24/2023	$ 354,850	$ 388,395	0.00	0.28	$ 281,975	69	$ 250,748
71-10-19-155-002.000-023	7123074-023	23g	0.28	510	1/12/2023	$ 280,000	$ 310,753	0.00	0.28	$ 225,607	69	$ 250,748
71-10-19-129-003.000-023	7123074-023	23g	0.26	510	11/30/2022	$ 267,000	$ 299,861	0.00	0.26	$ 227,659	69	$ 250,748
71-10-19-103-021.000-023	7123074-023	23g	0.26	510	11/29/2022	$ 300,000	$ 336,923	0.00	0.26	$ 260,913	69	$ 250,748
71-09-24-231-012.000-023	7123074-023	23g	0.25	510	11/18/2022	$ 290,000	$ 325,692	0.00	0.25	$ 263,017	69	$ 250,748
71-10-19-103-026.000-023	7123074-023	23g	0.30	510	11/18/2022	$ 238,000	$ 267,292	0.00	0.30	$ 176,627	69	$ 250,748
71-10-19-154-011.000-023	7123074-023	23g	0.34	510	10/31/2022	$ 400,635	$ 445,239	0.00	0.34	$ 258,594	69	$ 250,748
71-10-19-127-010.000-023	7123074-023	23g	0.21	510	10/3/2022	$ 280,000	$ 316,358	0.00	0.21	$ 298,765	69	$ 250,748
71-10-19-153-014.000-023	7123074-023	23g	0.35	510	8/30/2022	$ 410,000	$ 460,358	0.00	0.35	$ 261,621	69	$ 250,748
71-10-19-104-001.000-023	7123074-023	23g	0.32	510	8/24/2022	$ 390,000	$ 437,902	0.00	0.32	$ 275,252	69	$ 250,748
71-09-24-205-011.000-023	7123074-023	23g	0.17	510	8/15/2022	$ 298,000	$ 340,819	0.00	0.17	$ 401,244	69	$ 250,748
71-10-19-129-005.000-023	7123074-023	23g	0.24	510	7/8/2022	$ 315,000	$ 355,525	0.00	0.24	$ 302,474	69	$ 250,748
71-10-19-154-009.000-023	7123074-023	23g	0.28	510	6/29/2022	$ 449,900	$ 510,422	0.00	0.28	$ 370,566	69	$ 250,748
71-09-24-231-004.000-023	7123074-023	23g	0.29	510	6/28/2022	$ 305,000	$ 346,029	0.00	0.29	$ 236,440	69	$ 250,748
71-09-24-276-001.000-023	7123074-023	23g	0.55	510	6/17/2022	$ 360,250	$ 408,712	0.00	0.55	$ 149,509	69	$ 250,748
71-10-19-126-010.000-023	7123074-023	23g	0.29	510	5/23/2022	$ 311,550	$ 355,304	0.00	0.29	$ 245,355	69	$ 250,748
71-10-19-156-017.000-023	7123074-023	23g	0.28	510	5/10/2022	$ 429,900	$ 490,275	0.00	0.28	$ 355,940	69	$ 250,748
71-09-24-230-008.000-023	7123074-023	23g	0.29	510	4/25/2022	$ 300,000	$ 351,741	0.00	0.29	$ 240,342	69	$ 250,748
71-09-24-231-018.000-023	7123074-023	23g	0.22	510	8/24/2021	$ 310,000	$ 370,534	0.00	0.22	$ 333,481	69	$ 250,748
71-10-19-126-003.000-023	7123074-023	23g	0.27	510	8/19/2021	$ 300,000	$ 370,214	0.00	0.27	$ 278,044	69	$ 250,748
71-09-24-232-016.000-023	7123074-023	23g	0.45	510	7/30/2021	$ 323,000	$ 388,080	0.00	0.45	$ 172,718	69	$ 250,748
71-10-19-152-012.000-023	7123074-023	23g	0.28	510	6/1/2021	$ 273,000	$ 341,304	0.00	0.28	$ 247,787	69	$ 250,748
71-09-24-230-010.000-023	7123074-023	23g	0.46	510	5/3/2021	$ 235,000	$ 295,720	0.00	0.46	$ 127,793	69	$ 250,748
71-10-19-154-008.000-023	7123074-023	23g	0.29	510	5/3/2021	$ 369,050	$ 448,011	0.00	0.29	$ 306,123	69	$ 250,748
71-09-24-228-008.000-023	7123074-023	23g	0.29	510	3/9/2021	$ 329,900	$ 404,610	0.00	0.29	$ 279,759	69	$ 250,748
71-09-24-230-001.000-023	7123074-023	23g	0.25	510	1/15/2021	$ 240,900	$ 311,190	0.00	0.25	$ 250,748	69	$ 250,748
71-10-19-155-001.000-023	7123074-023	23g	0.29	510	11/16/2020	$ 275,000	$ 359,936	0.00	0.29	$ 245,942	69	$ 250,748
71-10-19-106-008.000-023	7123074-023	23g	0.27	510	11/12/2020	$ 245,000	$ 320,670	0.00	0.27	$ 240,316	69	$ 250,748
71-10-19-153-001.000-023	7123074-023	23g	0.35	510	10/23/2020	$ 325,000	$ 408,754	0.00	0.35	$ 236,647	69	$ 250,748
71-10-19-152-006.000-023	7123074-023	23g	0.29	510	7/29/2020	$ 263,000	$ 353,394	0.00	0.29	$ 241,472	69	$ 250,748
71-10-19-129-018.000-023	7123074-023	23g	0.29	510	7/27/2020	$ 202,100	$ 280,207	0.00	0.29	$ 191,014	69	$ 250,748
71-10-19-104-011.000-023	7123074-023	23g	0.25	510	6/19/2020	$ 250,000	$ 338,137	0.00	0.25	$ 269,028	69	$ 250,748
71-10-19-127-011.000-023	7123074-023	23g	0.23	510	6/18/2020	$ 209,900	$ 283,900	0.00	0.23	$ 249,328	69	$ 250,748
71-09-24-276-013.000-023	7123074-023	23g	0.28	510	5/22/2020	$ 256,500	$ 349,211	0.00	0.28	$ 253,527	69	$ 250,748
71-09-24-276-005.000-023	7123074-023	23g	0.28	510	5/15/2020	$ 228,000	$ 310,409	0.00	0.28	$ 220,938	69	$ 250,748
71-09-24-230-011.000-023	7123074-023	23g	0.31	510	4/24/2020	$ 234,000	$ 320,671	0.00	0.31	$ 203,918	69	$ 250,748
71-10-19-154-007.000-023	7123074-023	23g	0.29	510	3/27/2020	$ 339,699	$ 441,840	0.00	0.29	$ 309,181	69	$ 250,748
71-09-24-228-012.000-023	7123074-023	23g	0.28	510	3/17/2020	$ 232,500	$ 320,705	0.00	0.28	$ 232,832	69	$ 250,748
71-10-19-126-005.000-023	7123074-023	23g	0.22	510	12/5/2019	$ 201,925	$ 293,938	0.00	0.22	$ 262,645	69	$ 250,748
71-09-24-205-018.000-023	7123074-023	23g	0.23	510	11/19/2019	$ 192,500	$ 282,150	0.00	0.23	$ 247,392	69	$ 250,748
71-10-19-103-015.000-023	7123074-023	23g	0.28	510	8/30/2019	$ 242,000	$ 349,303	0.00	0.28	$ 253,594	69	$ 250,748

State Parcel Number	Neighborhood Code	Market Area	Acres	Property Class	Sale Date	Adj Sale Price	Time Adjusted Sale Price (TASP)	Res Excess Acres	Res Homesite/ Frontage Acres	TASP/Acre	NBHD Sale Count	Median TASP/Acre
71-09-14-204-028.000-023	7123078-023	23k	0.16	447	12/29/2023	$ 80,000	$ 81,340	0.00	0.00	$ 101,699	5	$ 114,861
71-09-16-387-007.000-023	7123078-023	23k	0.16	530	3/29/2023	$ 117,700	$ 127,465	0.00	0.00	$ 156,935	5	$ 114,861
71-09-09-162-010.000-023	7123078-023	23k	0.47	401	12/22/2022	$ 450,000	$ 495,031	0.00	0.00	$ 211,242	5	$ 114,861
71-09-09-187-001.000-023	7123078-023	23k	2.00	401	8/27/2019	$ 845,142	$ 1,133,679	0.00	0.00	$ 113,368	5	$ 114,861
71-09-09-187-003.000-023	7123078-023	23k	1.97	402	8/27/2019	$ 845,142	$ 1,133,679	0.00	0.00	$ 114,861	5	$ 114,861

State Parcel Number	Neighborhood Code	Market Area	Acres	Property Class	Sale Date	Adj Sale Price	Time Adjusted Sale Price (TASP)	Res Excess Acres	Res Homesite/ Frontage Acres	TASP/Acre	NBHD Sale Count	Median TASP/Acre
71-10-08-451-095.000-030	7123080-030	30g	0.21	510	12/27/2024	$ 475,000	$ 475,000	0.00	0.21	$ 444,967	111	$ 336,702
71-10-08-451-023.000-030	7123080-030	30g	0.20	510	12/3/2024	$ 435,100	$ 435,100	0.00	0.20	$ 445,952	111	$ 336,702
71-10-08-376-033.000-030	7123080-030	30g	0.21	510	10/24/2024	$ 275,000	$ 276,311	0.00	0.21	$ 266,138	111	$ 336,702
71-10-08-451-068.000-030	7123080-030	30g	0.28	510	10/1/2024	$ 311,435	$ 312,621	0.00	0.28	$ 221,068	111	$ 336,702
71-10-08-451-043.000-030	7123080-030	30g	0.20	510	9/20/2024	$ 365,000	$ 367,284	0.00	0.20	$ 370,345	111	$ 336,702
71-10-08-376-085.000-030	7123080-030	30g	0.34	510	9/4/2024	$ 345,000	$ 347,159	0.00	0.34	$ 205,186	111	$ 336,702
71-10-08-451-111.000-030	7123080-030	30g	0.22	510	8/16/2024	$ 355,000	$ 358,201	0.00	0.22	$ 332,870	111	$ 336,702
71-10-08-376-035.000-030	7123080-030	30g	0.33	510	7/17/2024	$ 361,900	$ 366,262	0.00	0.33	$ 224,868	111	$ 336,702
71-10-08-451-050.000-030	7123080-030	30g	0.19	510	7/8/2024	$ 350,000	$ 354,219	0.00	0.19	$ 367,376	111	$ 336,702
71-10-08-376-082.000-030	7123080-030	30g	0.31	510	5/17/2024	$ 395,000	$ 402,446	0.00	0.31	$ 258,448	111	$ 336,702
71-10-08-376-034.000-030	7123080-030	30g	0.20	510	4/18/2024	$ 353,550	$ 361,528	0.00	0.20	$ 361,611	111	$ 336,702
71-10-08-451-022.000-030	7123080-030	30g	0.24	510	12/15/2023	$ 353,000	$ 366,819	0.00	0.24	$ 310,567	111	$ 336,702
71-10-08-451-045.000-030	7123080-030	30g	0.19	510	11/10/2023	$ 299,900	$ 315,078	0.00	0.19	$ 326,781	111	$ 336,702
71-10-08-452-002.000-030	7123080-030	30g	0.23	510	11/9/2023	$ 305,000	$ 318,317	0.00	0.23	$ 277,318	111	$ 336,702
71-10-08-451-051.000-030	7123080-030	30g	0.19	510	10/30/2023	$ 265,000	$ 279,822	0.00	0.19	$ 290,217	111	$ 336,702
71-10-08-376-141.000-030	7123080-030	30g	0.19	510	10/27/2023	$ 368,000	$ 385,774	0.00	0.19	$ 416,774	111	$ 336,702
71-10-08-376-126.000-030	7123080-030	30g	0.24	510	9/15/2023	$ 400,000	$ 421,222	0.00	0.24	$ 351,704	111	$ 336,702
71-10-08-376-032.000-030	7123080-030	30g	0.26	510	9/7/2023	$ 289,900	$ 307,702	0.00	0.26	$ 239,348	111	$ 336,702
71-10-08-376-075.000-030	7123080-030	30g	0.21	510	8/14/2023	$ 335,000	$ 354,403	0.00	0.00	$ 336,702	111	$ 336,702
71-10-08-451-048.000-030	7123080-030	30g	0.21	510	7/10/2023	$ 384,000	$ 408,148	0.00	0.21	$ 379,892	111	$ 336,702
71-10-08-376-010.000-030	7123080-030	30g	0.34	510	6/16/2023	$ 360,000	$ 384,462	0.00	0.34	$ 228,615	111	$ 336,702
71-10-08-376-154.000-030	7123080-030	30g	0.25	510	6/12/2023	$ 409,900	$ 437,753	0.00	0.25	$ 353,973	111	$ 336,702
71-10-08-376-079.000-030	7123080-030	30g	0.36	510	6/9/2023	$ 378,820	$ 404,561	0.00	0.36	$ 224,851	111	$ 336,702
71-10-08-376-124.000-030	7123080-030	30g	0.24	510	5/25/2023	$ 375,000	$ 402,414	0.00	0.24	$ 340,537	111	$ 336,702
71-10-08-451-083.000-030	7123080-030	30g	0.24	510	5/12/2023	$ 433,350	$ 465,030	0.00	0.24	$ 391,056	111	$ 336,702
71-10-08-376-078.000-030	7123080-030	30g	0.34	510	4/7/2023	$ 315,000	$ 339,679	0.00	0.34	$ 200,304	111	$ 336,702
71-10-08-403-001.000-030	7123080-030	30g	0.31	510	2/23/2023	$ 369,900	$ 402,845	0.00	0.31	$ 263,482	111	$ 336,702
71-10-08-376-044.000-030	7123080-030	30g	0.34	510	12/22/2022	$ 340,000	$ 374,024	0.00	0.34	$ 219,029	111	$ 336,702
71-10-08-451-094.000-030	7123080-030	30g	0.20	510	12/2/2022	$ 400,581	$ 440,667	0.00	0.20	$ 438,754	111	$ 336,702
71-10-08-376-148.000-030	7123080-030	30g	0.25	510	11/2/2022	$ 358,412	$ 396,286	0.00	0.25	$ 321,397	111	$ 336,702
71-10-08-376-145.000-030	7123080-030	30g	0.27	510	10/21/2022	$ 346,200	$ 384,743	0.00	0.27	$ 281,624	111	$ 336,702
71-10-08-376-054.000-030	7123080-030	30g	0.25	510	9/23/2022	$ 310,000	$ 346,286	0.00	0.25	$ 277,284	111	$ 336,702
71-10-08-451-033.000-030	7123080-030	30g	0.20	510	9/23/2022	$ 280,100	$ 318,395	0.00	0.20	$ 317,013	111	$ 336,702
71-10-08-376-127.000-030	7123080-030	30g	0.24	510	9/9/2022	$ 379,900	$ 424,368	0.00	0.24	$ 355,079	111	$ 336,702
71-10-08-451-086.000-030	7123080-030	30g	0.24	510	8/26/2022	$ 387,995	$ 435,650	0.00	0.24	$ 361,465	111	$ 336,702
71-10-08-451-091.000-030	7123080-030	30g	0.22	510	8/26/2022	$ 439,750	$ 493,762	0.00	0.22	$ 458,844	111	$ 336,702
71-10-08-376-149.000-030	7123080-030	30g	0.32	510	8/16/2022	$ 366,678	$ 411,715	0.00	0.32	$ 253,956	111	$ 336,702
71-10-08-451-074.000-030	7123080-030	30g	0.20	510	8/12/2022	$ 390,682	$ 438,668	0.00	0.20	$ 436,763	111	$ 336,702
71-10-08-376-146.000-030	7123080-030	30g	0.25	510	8/11/2022	$ 487,611	$ 547,502	0.00	0.25	$ 431,347	111	$ 336,702
71-10-08-376-087.000-030	7123080-030	30g	0.45	510	7/30/2022	$ 250,000	$ 287,687	0.00	0.45	$ 127,509	111	$ 336,702
71-10-08-402-004.000-030	7123080-030	30g	0.20	510	7/18/2022	$ 366,000	$ 413,086	0.00	0.20	$ 411,292	111	$ 336,702
71-10-08-376-006.000-030	7123080-030	30g	0.24	510	7/8/2022	$ 300,000	$ 345,224	0.00	0.24	$ 291,010	111	$ 336,702
71-10-08-376-074.000-030	7123080-030	30g	0.21	510	7/1/2022	$ 350,000	$ 395,027	0.00	0.21	$ 369,654	111	$ 336,702
71-10-08-376-066.000-030	7123080-030	30g	0.29	510	6/20/2022	$ 299,000	$ 346,212	0.00	0.29	$ 238,624	111	$ 336,702
71-10-08-376-155.000-030	7123080-030	30g	0.19	510	5/31/2022	$ 355,277	$ 405,172	0.00	0.19	$ 434,445	111	$ 336,702
71-10-08-454-003.000-030	7123080-030	30g	0.20	510	5/24/2022	$ 300,000	$ 349,542	0.00	0.20	$ 348,025	111	$ 336,702
71-10-08-376-125.000-030	7123080-030	30g	0.19	510	5/17/2022	$ 435,000	$ 496,091	0.00	0.19	$ 523,682	111	$ 336,702
71-10-08-402-010.000-030	7123080-030	30g	0.20	510	3/1/2022	$ 315,000	$ 363,006	0.00	0.20	$ 361,430	111	$ 336,702
71-10-08-451-060.000-030	7123080-030	30g	0.24	510	2/22/2022	$ 335,500	$ 388,655	0.00	0.24	$ 322,473	111	$ 336,702
71-10-08-451-032.000-030	7123080-030	30g	0.20	510	2/18/2022	$ 268,500	$ 318,812	0.00	0.20	$ 317,428	111	$ 336,702
71-10-08-376-147.000-030	7123080-030	30g	0.29	510	2/11/2022	$ 340,532	$ 394,484	0.00	0.29	$ 269,000	111	$ 336,702
71-10-08-376-151.000-030	7123080-030	30g	0.23	510	1/31/2022	$ 393,539	$ 458,278	0.00	0.23	$ 404,922	111	$ 336,702
71-10-08-376-152.000-030	7123080-030	30g	0.29	510	1/26/2022	$ 364,344	$ 424,281	0.00	0.29	$ 295,046	111	$ 336,702
71-10-08-452-003.000-030	7123080-030	30g	0.24	510	1/21/2022	$ 350,000	$ 407,577	0.00	0.24	$ 334,195	111	$ 336,702
71-10-08-376-153.000-030	7123080-030	30g	0.46	510	12/29/2021	$ 371,272	$ 434,614	0.00	0.46	$ 189,100	111	$ 336,702
71-10-08-376-115.000-030	7123080-030	30g	0.21	510	12/3/2021	$ 442,000	$ 517,408	0.00	0.21	$ 487,133	111	$ 336,702
71-10-08-376-100.000-030	7123080-030	30g	0.21	510	11/22/2021	$ 265,000	$ 320,747	0.00	0.21	$ 305,894	111	$ 336,702
71-10-08-451-010.000-030	7123080-030	30g	0.24	510	11/12/2021	$ 296,700	$ 359,116	0.00	0.24	$ 297,963	111	$ 336,702
71-10-08-402-003.000-030	7123080-030	30g	0.20	510	11/10/2021	$ 249,500	$ 301,986	0.00	0.20	$ 300,675	111	$ 336,702
71-10-08-456-010.000-030	7123080-030	30g	0.20	510	11/4/2021	$ 299,900	$ 362,989	0.00	0.20	$ 364,328	111	$ 336,702
71-10-08-451-069.000-030	7123080-030	30g	0.25	510	10/26/2021	$ 305,000	$ 360,782	0.00	0.25	$ 287,833	111	$ 336,702
71-10-08-376-004.000-030	7123080-030	30g	0.23	510	10/15/2021	$ 234,900	$ 286,151	0.00	0.23	$ 247,439	111	$ 336,702
71-10-08-451-075.000-030	7123080-030	30g	0.22	510	9/21/2021	$ 322,000	$ 382,881	0.00	0.22	$ 351,863	111	$ 336,702
71-10-08-376-019.000-030	7123080-030	30g	0.23	510	9/17/2021	$ 305,000	$ 362,667	0.00	0.23	$ 311,286	111	$ 336,702

State Parcel Number	Neighborhood Code	Market Area	Acres	Property Class	Sale Date	Adj Sale Price	Time Adjusted Sale Price (TASP)	Res Excess Acres	Res Homesite/ Frontage Acres	TASP/Acre	NBHD Sale Count	Median TASP/Acre
71-10-08-451-077.000-030	7123080-030	30g	0.20	510	9/9/2021	$ 383,879	$ 456,459	0.00	0.20	$ 454,478	111	$ 336,702
71-10-08-376-047.000-030	7123080-030	30g	0.22	510	8/30/2021	$ 243,000	$ 299,873	0.00	0.22	$ 272,419	111	$ 336,702
71-10-08-451-063.000-030	7123080-030	30g	0.23	510	8/16/2021	$ 329,000	$ 393,244	0.00	0.23	$ 344,662	111	$ 336,702
71-10-08-454-010.000-030	7123080-030	30g	0.20	510	8/10/2021	$ 245,000	$ 302,341	0.00	0.20	$ 301,029	111	$ 336,702
71-10-08-376-103.000-030	7123080-030	30g	0.29	510	8/4/2021	$ 262,000	$ 323,320	0.00	0.29	$ 225,431	111	$ 336,702
71-10-08-454-004.000-030	7123080-030	30g	0.32	510	7/26/2021	$ 280,000	$ 347,784	0.00	0.32	$ 217,477	111	$ 336,702
71-10-08-452-004.000-030	7123080-030	30g	0.20	510	7/23/2021	$ 300,000	$ 372,626	0.00	0.20	$ 371,009	111	$ 336,702
71-10-08-376-091.000-030	7123080-030	30g	0.20	510	6/4/2021	$ 300,000	$ 375,060	0.00	0.20	$ 381,007	111	$ 336,702
71-10-08-402-001.000-030	7123080-030	30g	0.33	510	6/4/2021	$ 325,360	$ 392,942	0.00	0.33	$ 238,143	111	$ 336,702
71-10-08-451-070.000-030	7123080-030	30g	0.20	510	5/27/2021	$ 385,517	$ 468,001	0.00	0.20	$ 465,970	111	$ 336,702
71-10-08-376-134.000-030	7123080-030	30g	0.27	510	4/23/2021	$ 343,672	$ 419,351	0.00	0.27	$ 312,523	111	$ 336,702
71-10-08-376-142.000-030	7123080-030	30g	0.25	510	3/5/2021	$ 395,816	$ 485,454	0.00	0.25	$ 393,714	111	$ 336,702
71-10-08-376-108.000-030	7123080-030	30g	0.21	510	2/18/2021	$ 375,000	$ 462,270	0.00	0.21	$ 431,063	111	$ 336,702
71-10-08-376-109.000-030	7123080-030	30g	0.21	510	2/10/2021	$ 352,945	$ 435,083	0.00	0.21	$ 410,664	111	$ 336,702
71-10-08-451-078.000-030	7123080-030	30g	0.20	510	1/29/2021	$ 335,000	$ 415,057	0.00	0.20	$ 413,256	111	$ 336,702
71-10-08-451-014.000-030	7123080-030	30g	0.28	510	12/29/2020	$ 394,900	$ 491,741	0.00	0.28	$ 349,319	111	$ 336,702
71-10-08-455-001.000-030	7123080-030	30g	0.27	510	12/22/2020	$ 225,000	$ 292,565	0.00	0.27	$ 215,382	111	$ 336,702
71-10-08-376-113.000-030	7123080-030	30g	0.23	510	11/20/2020	$ 340,000	$ 425,501	0.00	0.23	$ 362,645	111	$ 336,702
71-10-08-451-049.000-030	7123080-030	30g	0.19	510	11/6/2020	$ 197,000	$ 265,551	0.00	0.19	$ 275,415	111	$ 336,702
71-10-08-376-026.000-030	7123080-030	30g	0.21	510	10/22/2020	$ 212,000	$ 279,307	0.00	0.21	$ 259,970	111	$ 336,702
71-10-08-376-140.000-030	7123080-030	30g	0.21	510	10/22/2020	$ 281,210	$ 370,490	0.00	0.21	$ 346,171	111	$ 336,702
71-10-08-456-001.000-030	7123080-030	30g	0.25	510	10/8/2020	$ 344,000	$ 432,651	0.00	0.25	$ 347,141	111	$ 336,702
71-10-08-451-058.000-030	7123080-030	30g	0.24	510	10/1/2020	$ 240,500	$ 316,855	0.00	0.24	$ 262,899	111	$ 336,702
71-10-08-451-081.000-030	7123080-030	30g	0.20	510	9/30/2020	$ 332,059	$ 419,697	0.00	0.20	$ 417,875	111	$ 336,702
71-10-08-451-066.000-030	7123080-030	30g	0.31	510	9/28/2020	$ 386,500	$ 488,506	0.00	0.31	$ 313,392	111	$ 336,702
71-10-08-376-116.000-030	7123080-030	30g	0.25	510	9/21/2020	$ 359,900	$ 454,886	0.00	0.25	$ 366,023	111	$ 336,702
71-10-08-376-110.000-030	7123080-030	30g	0.22	510	9/19/2020	$ 348,000	$ 439,845	0.00	0.22	$ 406,346	111	$ 336,702
71-10-08-451-082.000-030	7123080-030	30g	0.22	510	9/17/2020	$ 316,755	$ 400,354	0.00	0.22	$ 367,920	111	$ 336,702
71-10-08-402-007.000-030	7123080-030	30g	0.20	510	9/4/2020	$ 232,000	$ 307,671	0.00	0.20	$ 306,336	111	$ 336,702
71-10-08-451-073.000-030	7123080-030	30g	0.20	510	6/26/2020	$ 336,000	$ 430,901	0.00	0.20	$ 429,030	111	$ 336,702
71-10-08-376-105.000-030	7123080-030	30g	0.24	510	6/12/2020	$ 363,400	$ 466,040	0.00	0.24	$ 386,595	111	$ 336,702
71-10-08-376-090.000-030	7123080-030	30g	0.31	510	6/8/2020	$ 326,575	$ 418,814	0.00	0.31	$ 266,329	111	$ 336,702
71-10-08-451-072.000-030	7123080-030	30g	0.20	510	5/20/2020	$ 348,000	$ 448,419	0.00	0.20	$ 446,472	111	$ 336,702
71-10-08-451-020.000-030	7123080-030	30g	0.26	510	4/14/2020	$ 200,000	$ 283,177	0.00	0.26	$ 219,293	111	$ 336,702
71-10-08-376-131.000-030	7123080-030	30g	0.20	510	3/5/2020	$ 276,324	$ 381,155	0.00	0.20	$ 373,524	111	$ 336,702
71-10-08-376-136.000-030	7123080-030	30g	0.29	510	2/27/2020	$ 275,000	$ 381,813	0.00	0.29	$ 261,712	111	$ 336,702
71-10-08-376-129.000-030	7123080-030	30g	0.22	510	1/31/2020	$ 343,171	$ 450,454	0.00	0.22	$ 418,375	111	$ 336,702
71-10-08-376-132.000-030	7123080-030	30g	0.22	510	1/8/2020	$ 364,967	$ 479,063	0.00	0.22	$ 432,050	111	$ 336,702
71-10-08-403-004.000-030	7123080-030	30g	0.20	510	12/27/2019	$ 245,000	$ 344,617	0.00	0.20	$ 343,121	111	$ 336,702
71-10-08-403-008.000-030	7123080-030	30g	0.20	510	10/25/2019	$ 242,473	$ 345,508	0.00	0.20	$ 344,008	111	$ 336,702
71-10-08-376-137.000-030	7123080-030	30g	0.21	510	10/3/2019	$ 241,616	$ 344,287	0.00	0.21	$ 328,344	111	$ 336,702
71-10-08-376-046.000-030	7123080-030	30g	0.24	510	8/26/2019	$ 197,000	$ 294,706	0.00	0.24	$ 249,876	111	$ 336,702
71-10-08-376-012.000-030	7123080-030	30g	0.19	510	8/9/2019	$ 217,400	$ 313,795	0.00	0.19	$ 336,342	111	$ 336,702
71-10-08-376-013.000-030	7123080-030	30g	0.18	510	7/1/2019	$ 235,000	$ 341,378	0.00	0.18	$ 377,806	111	$ 336,702
71-10-08-402-002.000-030	7123080-030	30g	0.20	510	6/14/2019	$ 255,000	$ 372,803	0.00	0.20	$ 371,184	111	$ 336,702
71-10-08-376-073.000-030	7123080-030	30g	0.23	510	4/26/2019	$ 237,000	$ 350,908	0.00	0.23	$ 307,557	111	$ 336,702
71-10-08-376-122.000-030	7123080-030	30g	0.20	510	1/8/2019	$ 241,080	$ 363,720	0.00	0.20	$ 359,266	111	$ 336,702

State Parcel Number	Neighborhood Code	Market Area	Acres	Property Class	Sale Date	Adj Sale Price	Time Adjusted Sale Price (TASP)	Res Excess Acres	Res Homesite/ Frontage Acres	TASP/Acre	NBHD Sale Count	Median TASP/Acre
71-09-10-278-023.000-023	7123082-023	23e	0.25	510	12/20/2024	$ 249,900	$ 249,900	0.00	0.25	$ 197,203	40	$ 410,462
71-09-10-278-007.000-023	7123082-023	23e	0.12	510	12/4/2024	$ 260,000	$ 260,000	0.00	0.12	$ 442,406	40	$ 410,462
71-09-10-278-057.000-023	7123082-023	23e	0.12	510	7/17/2024	$ 240,000	$ 243,466	0.00	0.12	$ 407,897	40	$ 410,462
71-09-10-278-004.000-023	7123082-023	23e	0.12	510	4/4/2024	$ 255,000	$ 261,756	0.00	0.12	$ 438,540	40	$ 410,462
71-09-10-278-022.000-023	7123082-023	23e	0.13	510	12/20/2023	$ 257,000	$ 268,678	0.00	0.13	$ 412,098	40	$ 410,462
71-09-10-278-021.000-023	7123082-023	23e	0.14	510	12/14/2023	$ 246,000	$ 257,178	0.00	0.14	$ 358,601	40	$ 410,462
71-09-10-278-043.000-023	7123082-023	23e	0.10	510	11/28/2023	$ 260,000	$ 273,158	0.00	0.10	$ 545,814	40	$ 410,462
71-09-10-278-042.000-023	7123082-023	23e	0.09	510	11/16/2023	$ 260,000	$ 273,158	0.00	0.09	$ 577,612	40	$ 410,462
71-09-10-278-046.000-023	7123082-023	23e	0.09	510	11/13/2023	$ 244,000	$ 256,349	0.00	0.09	$ 581,593	40	$ 410,462
71-09-10-278-040.000-023	7123082-023	23e	0.10	510	10/26/2023	$ 255,000	$ 269,263	0.00	0.10	$ 533,141	40	$ 410,462
71-09-10-278-011.000-023	7123082-023	23e	0.11	510	10/23/2023	$ 244,000	$ 257,648	0.00	0.11	$ 459,966	40	$ 410,462
71-09-10-278-059.000-023	7123082-023	23e	0.12	510	6/15/2023	$ 260,000	$ 280,448	0.00	0.12	$ 463,302	40	$ 410,462
71-09-10-278-050.000-023	7123082-023	23e	0.10	510	4/19/2023	$ 260,000	$ 283,602	0.00	0.10	$ 561,532	40	$ 410,462
71-09-10-278-029.000-023	7123082-023	23e	0.12	510	11/17/2022	$ 235,000	$ 263,923	0.00	0.12	$ 449,081	40	$ 410,462
71-09-10-278-014.000-023	7123082-023	23e	0.16	510	11/10/2022	$ 235,000	$ 263,923	0.00	0.16	$ 320,771	40	$ 410,462
71-09-10-278-018.000-023	7123082-023	23e	0.12	510	11/4/2022	$ 235,000	$ 263,923	0.00	0.12	$ 449,081	40	$ 410,462
71-09-10-278-002.000-023	7123082-023	23e	0.15	510	9/26/2022	$ 248,900	$ 282,930	0.00	0.15	$ 386,952	40	$ 410,462
71-09-10-278-069.000-023	7123082-023	23e	0.11	510	6/17/2022	$ 275,000	$ 318,422	0.00	0.11	$ 587,734	40	$ 410,462
71-09-10-278-077.000-023	7123082-023	23e	0.12	510	5/2/2022	$ 239,800	$ 279,401	0.00	0.12	$ 468,102	40	$ 410,462
71-09-10-278-078.000-023	7123082-023	23e	0.11	510	2/22/2022	$ 225,000	$ 267,161	0.00	0.11	$ 473,069	40	$ 410,462
71-09-10-278-010.000-023	7123082-023	23e	0.12	510	12/17/2021	$ 171,500	$ 210,936	0.00	0.12	$ 364,620	40	$ 410,462
71-09-10-278-032.000-023	7123082-023	23e	0.14	510	10/29/2021	$ 171,500	$ 213,912	0.00	0.14	$ 304,261	40	$ 410,462
71-09-10-278-071.000-023	7123082-023	23e	0.11	510	8/30/2021	$ 196,500	$ 248,566	0.00	0.11	$ 458,795	40	$ 410,462
71-09-10-278-017.000-023	7123082-023	23e	0.12	510	6/18/2021	$ 171,500	$ 220,023	0.00	0.12	$ 374,383	40	$ 410,462
71-09-10-278-076.000-023	7123082-023	23e	0.12	510	5/21/2021	$ 180,400	$ 233,081	0.00	0.12	$ 378,843	40	$ 410,462
71-09-10-278-020.000-023	7123082-023	23e	0.13	510	2/26/2021	$ 161,950	$ 213,727	0.00	0.13	$ 330,609	40	$ 410,462
71-09-10-278-006.000-023	7123082-023	23e	0.12	510	1/8/2021	$ 161,000	$ 213,980	0.00	0.12	$ 358,498	40	$ 410,462
71-09-10-278-033.000-023	7123082-023	23e	0.11	510	12/22/2020	$ 161,950	$ 216,769	0.00	0.11	$ 383,838	40	$ 410,462
71-09-10-278-001.000-023	7123082-023	23e	0.21	510	7/10/2020	$ 168,500	$ 233,621	0.00	0.21	$ 227,307	40	$ 410,462
71-09-10-278-063.000-023	7123082-023	23e	0.12	510	5/18/2020	$ 143,000	$ 194,680	0.00	0.12	$ 319,238	40	$ 410,462
71-09-10-278-049.000-023	7123082-023	23e	0.10	510	1/30/2020	$ 163,900	$ 236,946	0.00	0.10	$ 469,154	40	$ 410,462
71-09-10-278-068.000-023	7123082-023	23e	0.11	510	11/22/2019	$ 140,000	$ 199,099	0.00	0.11	$ 367,491	40	$ 410,462
71-09-10-278-038.000-023	7123082-023	23e	0.09	510	10/15/2019	$ 143,000	$ 204,854	0.00	0.09	$ 433,178	40	$ 410,462
71-09-10-278-058.000-023	7123082-023	23e	0.12	510	6/7/2019	$ 128,250	$ 189,162	0.00	0.12	$ 315,028	40	$ 410,462
71-09-10-278-061.000-023	7123082-023	23e	0.12	510	3/22/2019	$ 128,250	$ 193,338	0.00	0.12	$ 319,008	40	$ 410,462
71-09-10-278-037.000-023	7123082-023	23e	0.09	510	3/21/2019	$ 128,250	$ 193,338	0.00	0.09	$ 412,833	40	$ 410,462
71-09-10-278-041.000-023	7123082-023	23e	0.09	510	3/4/2019	$ 128,250	$ 193,338	0.00	0.09	$ 408,826	40	$ 410,462
71-09-10-278-073.000-023	7123082-023	23e	0.11	510	1/31/2019	$ 128,250	$ 196,166	0.00	0.11	$ 356,040	40	$ 410,462
71-09-10-278-044.000-023	7123082-023	23e	0.09	510	1/25/2019	$ 128,250	$ 196,166	0.00	0.09	$ 423,017	40	$ 410,462
71-09-10-278-065.000-023	7123082-023	23e	0.18	510	1/18/2019	$ 128,250	$ 196,166	0.00	0.18	$ 216,164	40	$ 410,462

State Parcel Number	Neighborhood Code	Market Area	Acres	Property Class	Sale Date	Adj Sale Price	Time Adjusted Sale Price (TASP)	Res Excess Acres	Res Homesite/ Frontage Acres	TASP/Acre	NBHD Sale Count	Median TASP/Acre
71-09-16-356-002.000-023	7123086-023	23c	14.61	551	11/17/2023	$ 80,802	$ 82,368	0.00	0.00	$ 1,127	1	$ 1,127

State Parcel Number	Neighborhood Code	Market Area	Acres	Property Class	Sale Date	Adj Sale Price	Time Adjusted Sale Price (TASP)	Res Excess Acres	Res Homesite/ Frontage Acres	TASP/Acre	NBHD Sale Count	Median TASP/Acre
71-09-10-427-069.000-023	7123087-023	23i	0.46	510	8/5/2024	$ 580,000	$ 585,230	0.00	0.46	$ 252,763	16	$ 314,182
71-09-10-427-064.000-023	7123087-023	23i	0.48	510	8/2/2024	$ 500,000	$ 504,509	0.00	0.43	$ 208,682	16	$ 314,182
71-09-10-427-029.000-023	7123087-023	23i	0.39	510	10/20/2023	$ 695,000	$ 728,568	0.00	0.39	$ 373,040	16	$ 314,182
71-09-10-427-045.000-023	7123087-023	23i	0.29	510	4/13/2023	$ 420,000	$ 452,905	0.00	0.29	$ 309,613	16	$ 314,182
71-09-10-427-058.000-023	7123087-023	23i	0.20	510	7/15/2022	$ 425,000	$ 479,676	0.00	0.20	$ 478,358	16	$ 314,182
71-09-10-427-014.000-023	7123087-023	23i	0.22	510	3/14/2022	$ 351,500	$ 405,068	0.00	0.22	$ 365,770	16	$ 314,182
71-09-10-427-072.000-023	7123087-023	23i	0.23	510	11/15/2021	$ 362,900	$ 427,038	0.00	0.23	$ 377,319	16	$ 314,182
71-09-10-427-081.000-023	7123087-023	23i	0.42	510	10/7/2021	$ 420,000	$ 496,815	0.00	0.42	$ 235,334	16	$ 314,182
71-09-10-427-010.000-023	7123087-023	23i	0.46	510	2/8/2021	$ 347,000	$ 427,754	0.00	0.46	$ 185,717	16	$ 314,182
71-09-10-427-060.000-023	7123087-023	23i	0.22	510	8/27/2020	$ 335,000	$ 425,490	0.00	0.22	$ 392,676	16	$ 314,182
71-09-10-427-011.000-023	7123087-023	23i	0.51	510	7/17/2020	$ 320,000	$ 408,415	0.00	0.51	$ 159,958	16	$ 314,182
71-09-10-427-007.000-023	7123087-023	23i	0.35	510	7/10/2020	$ 352,951	$ 450,470	0.00	0.35	$ 253,914	16	$ 314,182
71-09-10-427-051.000-023	7123087-023	23i	0.49	510	4/27/2020	$ 403,176	$ 521,968	0.00	0.36	$ 213,654	16	$ 314,182
71-09-10-427-056.000-023	7123087-023	23i	0.26	510	4/20/2020	$ 325,000	$ 420,758	0.00	0.26	$ 318,751	16	$ 314,182
71-09-10-427-021.000-023	7123087-023	23i	0.33	510	2/6/2020	$ 540,000	$ 705,605	0.00	0.33	$ 424,415	16	$ 314,182
71-09-10-427-055.000-023	7123087-023	23i	0.23	510	12/27/2019	$ 285,000	$ 400,881	0.00	0.23	$ 341,329	16	$ 314,182

State Parcel Number	Neighborhood Code	Market Area	Acres	Property Class	Sale Date	Adj Sale Price	Time Adjusted Sale Price (TASP)	Res Excess Acres	Res Homesite/ Frontage Acres	TASP/Acre	NBHD Sale Count	Median TASP/Acre
71-09-10-113-027.000-023	7123088-023	23d	0.26	510	9/27/2024	$ 186,000	$ 187,610	0.00	0.26	$ 145,260	7	$ 194,319
71-09-10-108-010.000-023	7123088-023	23d	0.18	510	9/9/2024	$ 220,500	$ 222,195	0.00	0.18	$ 245,499	7	$ 194,319
71-09-10-113-016.000-023	7123088-023	23d	0.22	510	9/28/2022	$ 224,000	$ 254,625	0.00	0.22	$ 236,090	7	$ 194,319
71-09-10-113-018.000-023	7123088-023	23d	0.22	510	8/23/2022	$ 180,000	$ 209,510	0.00	0.22	$ 190,130	7	$ 194,319
71-09-10-108-002.000-023	7123088-023	23d	0.18	510	2/16/2022	$ 145,000	$ 175,874	0.00	0.18	$ 194,319	7	$ 194,319
71-09-10-113-022.000-023	7123088-023	23d	0.22	510	11/12/2021	$ 160,000	$ 198,173	0.00	0.22	$ 182,177	7	$ 194,319
71-09-10-113-012.000-023	7123088-023	23d	0.19	510	4/3/2020	$ 170,825	$ 241,869	0.00	0.19	$ 254,028	7	$ 194,319

State Parcel Number	Neighborhood Code	Market Area	Acres	Property Class	Sale Date	Adj Sale Price	Time Adjusted Sale Price (TASP)	Res Excess Acres	Res Homesite/ Frontage Acres	TASP/Acre	NBHD Sale Count	Median TASP/Acre
71-09-13-226-022.000-023	7123089-023	23g	0.16	510	8/23/2024	$ 375,000	$ 378,382	0.00	0.16	$ 459,820	3	$ 347,965
71-09-13-226-026.000-023	7123089-023	23g	0.22	510	11/7/2022	$ 249,900	$ 280,656	0.00	0.22	$ 254,378	3	$ 347,965
71-09-13-226-012.000-023	7123089-023	23g	0.18	510	7/26/2022	$ 265,000	$ 304,948	0.00	0.18	$ 347,965	3	$ 347,965

State Parcel Number	Neighborhood Code	Market Area	Acres	Property Class	Sale Date	Adj Sale Price	Time Adjusted Sale Price (TASP)	Res Excess Acres	Res Homesite/ Frontage Acres	TASP/Acre	NBHD Sale Count	Median TASP/Acre
71-09-09-362-008.000-023	7123090-023	23c	0.07	510	12/26/2024	$ 80,000	$ 80,000	0.00	0.07	$ 235,460	64	$ 255,046
71-09-09-304-003.000-023	7123090-023	23c	0.08	510	12/19/2024	$ 82,000	$ 82,000	0.00	0.08	$ 197,781	64	$ 255,046
71-09-09-305-006.000-023	7123090-023	23c	0.13	510	12/2/2024	$ 210,000	$ 210,000	0.00	0.13	$ 319,064	64	$ 255,046
71-09-09-363-013.000-023	7123090-023	23c	0.11	530	11/5/2024	$ 305,000	$ 305,521	0.00	0.00	$ 546,324	64	$ 255,046
71-09-09-351-014.000-023	7123090-023	23c	0.12	510	11/4/2024	$ 188,000	$ 188,452	0.00	0.12	$ 303,363	64	$ 255,046
71-09-09-305-004.000-023	7123090-023	23c	0.09	510	10/31/2024	$ 95,000	$ 95,150	0.00	0.09	$ 204,781	64	$ 255,046
71-09-09-302-013.000-023	7123090-023	23c	0.22	510	10/18/2024	$ 269,900	$ 271,186	0.00	0.22	$ 251,124	64	$ 255,046
71-09-09-351-004.000-023	7123090-023	23c	0.11	510	9/18/2024	$ 133,000	$ 133,423	0.00	0.11	$ 237,998	64	$ 255,046
71-09-09-331-004.000-023	7123090-023	23c	0.10	510	9/13/2024	$ 142,000	$ 142,451	0.00	0.10	$ 274,322	64	$ 255,046
71-09-09-363-004.000-023	7123090-023	23c	0.11	510	9/6/2024	$ 126,100	$ 126,501	0.00	0.11	$ 226,205	64	$ 255,046
71-09-09-310-002.000-023	7123090-023	23c	0.10	510	7/29/2024	$ 194,900	$ 198,110	0.00	0.10	$ 402,127	64	$ 255,046
71-09-09-302-004.000-023	7123090-023	23c	0.12	510	7/25/2024	$ 137,000	$ 138,054	0.00	0.12	$ 238,638	64	$ 255,046
71-09-09-351-010.000-023	7123090-023	23c	0.17	510	6/14/2024	$ 128,600	$ 129,954	0.00	0.17	$ 149,757	64	$ 255,046
71-09-09-352-006.000-023	7123090-023	23c	0.13	510	3/14/2024	$ 135,000	$ 137,830	0.00	0.13	$ 216,589	64	$ 255,046
71-09-09-365-002.000-023	7123090-023	23c	0.11	510	2/9/2024	$ 136,000	$ 139,399	0.00	0.11	$ 249,270	64	$ 255,046
71-09-09-353-008.000-023	7123090-023	23c	0.13	510	12/14/2023	$ 142,000	$ 146,797	0.00	0.13	$ 230,681	64	$ 255,046
71-09-09-302-010.000-023	7123090-023	23c	0.12	510	11/3/2023	$ 169,500	$ 179,384	0.00	0.12	$ 289,406	64	$ 255,046
71-09-09-360-010.000-023	7123090-023	23c	0.18	510	10/25/2023	$ 200,000	$ 212,885	0.00	0.18	$ 242,248	64	$ 255,046
71-09-09-376-010.000-023	7123090-023	23c	0.13	510	9/1/2023	$ 75,000	$ 76,880	0.00	0.13	$ 120,811	64	$ 255,046
71-09-09-352-002.000-023	7123090-023	23c	0.11	510	7/21/2023	$ 125,000	$ 132,422	0.00	0.11	$ 236,213	64	$ 255,046
71-09-09-360-005.000-023	7123090-023	23c	0.11	510	5/1/2023	$ 150,000	$ 164,584	0.00	0.11	$ 294,305	64	$ 255,046
71-09-09-359-003.000-023	7123090-023	23c	0.11	510	4/24/2023	$ 115,000	$ 123,836	0.00	0.11	$ 221,441	64	$ 255,046
71-09-09-302-002.000-023	7123090-023	23c	0.23	499	3/30/2023	$ 170,000	$ 188,916	0.00	0.00	$ 163,277	64	$ 255,046
71-09-09-362-007.000-023	7123090-023	23c	0.11	510	3/17/2023	$ 230,000	$ 252,314	0.00	0.11	$ 451,181	64	$ 255,046
71-09-09-382-005.000-023	7123090-023	23c	0.11	510	2/10/2023	$ 192,500	$ 215,305	0.00	0.11	$ 385,003	64	$ 255,046
71-09-09-331-002.000-023	7123090-023	23c	0.15	510	1/6/2023	$ 100,000	$ 109,566	0.00	0.15	$ 144,299	64	$ 255,046
71-09-09-310-007.000-023	7123090-023	23c	0.10	510	12/12/2022	$ 97,500	$ 107,466	0.00	0.10	$ 224,196	64	$ 255,046
71-09-09-382-007.000-023	7123090-023	23c	0.12	510	12/9/2022	$ 185,000	$ 209,643	0.00	0.12	$ 342,280	64	$ 255,046
71-09-09-364-011.000-023	7123090-023	23c	0.11	510	10/27/2022	$ 241,001	$ 272,295	0.00	0.11	$ 486,910	64	$ 255,046
71-09-09-352-010.000-023	7123090-023	23c	0.13	510	10/24/2022	$ 160,100	$ 183,854	0.00	0.13	$ 288,913	64	$ 255,046
71-09-09-351-008.000-023	7123090-023	23c	0.11	510	9/23/2022	$ 235,000	$ 267,129	0.00	0.11	$ 489,736	64	$ 255,046
71-09-09-354-004.000-023	7123090-023	23c	0.13	510	8/30/2022	$ 144,900	$ 168,655	0.00	0.13	$ 265,029	64	$ 255,046
71-09-09-307-007.000-023	7123090-023	23c	0.19	510	8/23/2022	$ 125,000	$ 141,218	0.00	0.19	$ 145,287	64	$ 255,046
71-09-09-353-010.000-023	7123090-023	23c	0.13	510	8/19/2022	$ 136,000	$ 153,645	0.00	0.13	$ 241,442	64	$ 255,046
71-09-09-353-001.000-023	7123090-023	23c	0.19	510	7/27/2022	$ 190,500	$ 223,243	0.00	0.19	$ 233,873	64	$ 255,046
71-09-09-364-006.000-023	7123090-023	23c	0.11	510	7/22/2022	$ 181,000	$ 212,110	0.00	0.11	$ 379,289	64	$ 255,046
71-09-09-355-001.000-023	7123090-023	23c	0.11	510	7/18/2022	$ 128,000	$ 145,528	0.00	0.11	$ 266,577	64	$ 255,046
71-09-09-360-006.000-023	7123090-023	23c	0.11	510	6/10/2022	$ 82,000	$ 88,735	0.00	0.11	$ 158,674	64	$ 255,046
71-09-09-361-008.000-023	7123090-023	23c	0.11	510	5/27/2022	$ 170,000	$ 201,964	0.00	0.11	$ 361,147	64	$ 255,046
71-09-09-351-003.000-023	7123090-023	23c	0.11	510	5/26/2022	$ 99,900	$ 115,054	0.00	0.11	$ 205,231	64	$ 255,046
71-09-09-385-007.000-023	7123090-023	23c	0.22	510	1/14/2022	$ 285,500	$ 341,162	0.00	0.22	$ 305,030	64	$ 255,046
71-09-09-351-009.000-023	7123090-023	23c	0.08	510	1/11/2022	$ 108,500	$ 128,307	0.00	0.08	$ 316,840	64	$ 255,046
71-09-09-311-009.000-023	7123090-023	23c	0.10	510	12/2/2021	$ 120,000	$ 142,866	0.00	0.10	$ 288,112	64	$ 255,046
71-09-09-353-004.000-023	7123090-023	23c	0.13	510	11/16/2021	$ 125,000	$ 149,831	0.00	0.13	$ 235,449	64	$ 255,046
71-09-09-331-005.000-023	7123090-023	23c	0.10	510	11/2/2021	$ 88,900	$ 99,169	0.00	0.10	$ 206,887	64	$ 255,046
71-09-09-311-002.000-023	7123090-023	23c	0.10	510	10/29/2021	$ 92,000	$ 111,031	0.00	0.10	$ 225,372	64	$ 255,046
71-09-09-376-013.000-023	7123090-023	23c	0.13	510	10/27/2021	$ 145,000	$ 180,859	0.00	0.13	$ 284,206	64	$ 255,046
71-09-09-362-004.000-023	7123090-023	23c	0.11	510	10/5/2021	$ 120,000	$ 144,823	0.00	0.11	$ 258,968	64	$ 255,046
71-09-09-361-005.000-023	7123090-023	23c	0.11	510	9/7/2021	$ 163,000	$ 204,744	0.00	0.11	$ 366,117	64	$ 255,046
71-09-09-366-001.000-023	7123090-023	23c	0.11	510	8/25/2021	$ 153,750	$ 194,489	0.00	0.11	$ 347,779	64	$ 255,046
71-09-09-352-003.000-023	7123090-023	23c	0.11	510	8/6/2021	$ 134,000	$ 163,960	0.00	0.11	$ 292,469	64	$ 255,046
71-09-09-360-002.000-023	7123090-023	23c	0.11	510	7/7/2021	$ 180,000	$ 229,304	0.00	0.11	$ 410,036	64	$ 255,046
71-09-09-334-007.000-023	7123090-023	23c	0.20	510	7/2/2021	$ 137,500	$ 169,413	0.00	0.20	$ 169,646	64	$ 255,046
71-09-09-312-002.000-023	7123090-023	23c	0.11	510	6/8/2021	$ 125,000	$ 155,089	0.00	0.11	$ 277,326	64	$ 255,046
71-09-09-363-011.000-023	7123090-023	23c	0.11	510	4/16/2021	$ 150,500	$ 195,828	0.00	0.11	$ 350,175	64	$ 255,046
71-09-09-382-003.000-023	7123090-023	23c	0.11	510	3/17/2021	$ 105,000	$ 133,051	0.00	0.11	$ 237,918	64	$ 255,046
71-09-09-360-003.000-023	7123090-023	23c	0.11	510	2/26/2021	$ 163,000	$ 215,113	0.00	0.11	$ 384,658	64	$ 255,046
71-09-09-302-003.000-023	7123090-023	23c	0.12	510	2/16/2021	$ 83,000	$ 96,545	0.00	0.12	$ 166,886	64	$ 255,046
71-09-09-359-012.000-023	7123090-023	23c	0.11	510	1/14/2021	$ 137,690	$ 176,968	0.00	0.11	$ 316,449	64	$ 255,046
71-09-09-312-012.000-023	7123090-023	23c	0.12	510	12/16/2020	$ 85,000	$ 99,826	0.00	0.12	$ 172,556	64	$ 255,046
71-09-09-334-002.000-023	7123090-023	23c	0.10	510	8/14/2020	$ 72,500	$ 86,816	0.00	0.10	$ 181,116	64	$ 255,046
71-09-09-355-011.000-023	7123090-023	23c	0.11	510	4/20/2020	$ 125,500	$ 172,099	0.00	0.11	$ 307,744	64	$ 255,046
71-09-09-359-009.000-023	7123090-023	23c	0.11	510	3/26/2020	$ 89,900	$ 110,333	0.00	0.11	$ 197,294	64	$ 255,046
71-09-09-364-007.000-023	7123090-023	23c	0.11	510	11/13/2019	$ 164,900	$ 241,696	0.00	0.11	$ 432,195	64	$ 255,046

State Parcel Number	Neighborhood Code	Market Area	Acres	Property Class	Sale Date	Adj Sale Price	Time Adjusted Sale Price (TASP)	Res Excess Acres	Res Homesite/ Frontage Acres	TASP/Acre	NBHD Sale Count	Median TASP/Acre
71-09-09-333-006.000-023	7123091-023	23c	0.12	510	7/5/2023	$ 70,500	$ 72,705	0.00	0.12	$ 117,038	14	$ 157,470
71-09-09-301-007.000-023	7123091-023	23c	0.12	510	3/29/2023	$ 98,800	$ 106,997	0.00	0.12	$ 184,953	14	$ 157,470
71-09-09-302-005.000-023	7123091-023	23c	0.12	510	3/29/2023	$ 98,800	$ 106,997	0.00	0.12	$ 184,953	14	$ 157,470
71-09-09-335-006.000-023	7123091-023	23c	0.12	510	9/9/2022	$ 100,000	$ 112,267	0.00	0.12	$ 183,296	14	$ 157,470
71-09-09-336-012.000-023	7123091-023	23c	0.11	510	6/13/2022	$ 51,500	$ 55,730	0.00	0.11	$ 98,804	14	$ 157,470
71-09-16-480-010.000-023	7123091-023	23c	0.13	530	11/19/2021	$ 250,000	$ 302,591	0.00	0.13	$ 454,512	14	$ 157,470
71-09-09-327-008.000-023	7123091-023	23c	0.32	510	11/15/2021	$ 204,000	$ 252,671	0.00	0.32	$ 158,822	14	$ 157,470
71-09-09-335-001.000-023	7123091-023	23c	0.11	510	5/11/2020	$ 93,000	$ 126,610	0.00	0.11	$ 221,135	14	$ 157,470
71-09-09-332-003.000-023	7123091-023	23c	0.11	510	4/15/2020	$ 82,450	$ 100,691	0.00	0.11	$ 180,053	14	$ 157,470
71-09-09-327-001.000-023	7123091-023	23c	0.15	510	2/10/2020	$ 76,000	$ 93,736	0.00	0.15	$ 127,121	14	$ 157,470
71-09-09-301-009.000-023	7123091-023	23c	0.12	510	10/31/2019	$ 63,900	$ 80,389	0.00	0.12	$ 138,959	14	$ 157,470
71-09-09-332-011.000-023	7123091-023	23c	0.09	510	10/17/2019	$ 40,000	$ 50,322	0.00	0.09	$ 115,980	14	$ 157,470
71-09-09-327-005.000-023	7123091-023	23c	0.14	510	4/25/2019	$ 66,700	$ 86,440	0.00	0.14	$ 120,780	14	$ 157,470
71-09-09-336-007.000-023	7123091-023	23c	0.12	510	3/18/2019	$ 71,000	$ 92,467	0.00	0.12	$ 156,119	14	$ 157,470

State Parcel Number	Neighborhood Code	Market Area	Acres	Property Class	Sale Date	Adj Sale Price	Time Adjusted Sale Price (TASP)	Res Excess Acres	Res Homesite/ Frontage Acres	TASP/Acre	NBHD Sale Count	Median TASP/Acre
71-10-17-277-003.000-030	7130001-030	30k	6.09	499	6/1/2022	$ 110,000	$ 125,868	0.00	0.00	$ 4,134	6	$ 42,340
71-10-17-252-001.000-030	7130001-030	30k	2.00	340	5/3/2022	$ 395,000	$ 450,474	0.00	0.00	$ 45,047	6	$ 42,340
71-10-17-252-004.000-030	7130001-030	30k	1.37	350	8/19/2021	$ 338,000	$ 404,001	0.00	0.00	$ 58,978	6	$ 42,340
71-10-17-252-014.000-030	7130001-030	30k	1.85	399	1/29/2021	$ 225,000	$ 290,650	0.00	0.00	$ 31,422	6	$ 42,340
71-10-17-277-002.000-030	7130001-030	30k	4.90	481	6/4/2019	$ 718,000	$ 971,004	0.00	0.00	$ 39,633	6	$ 42,340
71-10-17-252-003.000-030	7130001-030	30k	1.47	350	3/1/2019	$ 260,000	$ 387,394	0.00	0.00	$ 52,707	6	$ 42,340

State Parcel Number	Neighborhood Code	Market Area	Acres	Property Class	Sale Date	Adj Sale Price	Time Adjusted Sale Price (TASP)	Res Excess Acres	Res Homesite/ Frontage Acres	TASP/Acre	NBHD Sale Count	Median TASP/Acre
71-10-17-251-009.000-030	7130002-030	30k	2.93	447	12/26/2024	$ 2,050,000	$ 2,050,000	0.00	0.00	$ 139,992	14	$ 81,656
71-10-16-201-002.000-030	7130002-030	30k	1.00	510	10/16/2024	$ 220,000	$ 221,049	0.00	1.00	$ 44,210	14	$ 81,656
71-10-16-176-008.000-030	7130002-030	30k	0.13	510	6/5/2024	$ 142,000	$ 143,496	0.00	0.13	$ 228,209	14	$ 81,656
71-10-09-352-006.000-030	7130002-030	30k	0.44	510	2/16/2024	$ 154,200	$ 160,523	0.00	0.44	$ 72,635	14	$ 81,656
71-10-16-176-004.000-030	7130002-030	30k	0.43	420	12/21/2023	$ 100,000	$ 103,379	0.00	0.00	$ 47,653	14	$ 81,656
71-10-16-133-022.000-030	7130002-030	30k	0.25	429	8/11/2023	$ 212,000	$ 226,208	0.00	0.00	$ 180,967	14	$ 81,656
71-10-16-151-003.000-030	7130002-030	30k	0.68	420	12/22/2022	$ 210,000	$ 234,445	0.00	0.00	$ 68,770	14	$ 81,656
71-10-16-201-003.000-030	7130002-030	30k	1.21	510	9/27/2022	$ 235,000	$ 267,129	0.21	1.00	$ 44,077	14	$ 81,656
71-10-09-378-004.000-030	7130002-030	30k	0.83	510	10/20/2021	$ 195,000	$ 243,224	0.00	0.83	$ 58,892	14	$ 81,656
71-10-09-378-009.000-030	7130002-030	30k	0.26	510	9/13/2021	$ 98,500	$ 119,694	0.00	0.26	$ 90,677	14	$ 81,656
71-10-16-176-002.000-030	7130002-030	30k	0.53	429	7/2/2021	$ 235,500	$ 292,512	0.00	0.00	$ 109,843	14	$ 81,656
71-10-09-378-017.000-030	7130002-030	30k	1.27	510	1/19/2021	$ 237,000	$ 306,152	0.27	1.00	$ 48,061	14	$ 81,656
71-10-09-378-015.000-030	7130002-030	30k	0.51	510	12/3/2020	$ 285,000	$ 370,582	0.00	0.51	$ 146,765	14	$ 81,656
71-10-09-378-005.000-030	7130002-030	30k	0.41	510	8/21/2019	$ 260,000	$ 375,284	0.00	0.41	$ 183,065	14	$ 81,656

State Parcel Number	Neighborhood Code	Market Area	Acres	Property Class	Sale Date	Adj Sale Price	Time Adjusted Sale Price (TASP)	Res Excess Acres	Res Homesite/ Frontage Acres	TASP/Acre	NBHD Sale Count	Median TASP/Acre
71-10-16-108-018.000-030	7130004-030	30k	0.36	455	5/25/2022	$ 125,000	$ 143,961	0.00	0.00	$ 80,089	6	$ 82,851
71-10-16-186-013.000-030	7130004-030	30k	0.29	447	3/31/2022	$ 230,000	$ 271,373	0.00	0.00	$ 187,607	6	$ 82,851
71-10-17-251-017.000-030	7130004-030	30k	0.33	455	10/15/2020	$ 130,000	$ 170,707	0.00	0.00	$ 104,365	6	$ 82,851
71-10-17-276-001.000-030	7130004-030	30k	0.42	480	10/15/2020	$ 130,000	$ 170,707	0.00	0.00	$ 81,714	6	$ 82,851
71-10-16-108-015.000-030	7130004-030	30k	0.67	420	7/3/2019	$ 185,500	$ 279,381	0.00	0.00	$ 83,988	6	$ 82,851
71-10-16-107-010.000-030	7130004-030	30k	0.73	454	4/1/2019	$ 130,000	$ 194,556	0.00	0.00	$ 53,385	6	$ 82,851

State Parcel Number	Neighborhood Code	Market Area	Acres	Property Class	Sale Date	Adj Sale Price	Time Adjusted Sale Price (TASP)	Res Excess Acres	Res Homesite/ Frontage Acres	TASP/Acre	NBHD Sale Count	Median TASP/Acre
71-10-16-326-017.000-030	7130007-030	30c	1.91	510	4/15/2024	$ 339,600	$ 347,263	1.91	0.00	$ 36,363	5	$ 32,956
71-10-16-326-016.000-030	7130007-030	30c	1.57	510	12/9/2022	$ 145,000	$ 164,315	1.57	0.00	$ 20,932	5	$ 32,956
71-10-08-477-007.000-030	7130007-030	30c	0.75	510	7/29/2022	$ 305,000	$ 344,238	0.75	0.00	$ 91,797	5	$ 32,956
71-10-16-326-015.000-030	7130007-030	30c	3.08	510	7/24/2020	$ 230,000	$ 309,052	2.89	0.00	$ 20,062	5	$ 32,956
71-10-16-326-008.000-030	7130007-030	30c	1.56	510	9/30/2019	$ 173,000	$ 257,054	1.56	0.00	$ 32,956	5	$ 32,956

State Parcel Number	Neighborhood Code	Market Area	Acres	Property Class	Sale Date	Adj Sale Price	Time Adjusted Sale Price (TASP)	Res Excess Acres	Res Homesite/ Frontage Acres	TASP/Acre	NBHD Sale Count	Median TASP/Acre
71-10-08-426-012.000-030	7130009-030	30d	0.34	510	12/27/2024	$ 210,000	$ 210,000	0.00	0.34	$ 121,968	31	$ 137,201
71-10-08-426-014.000-030	7130009-030	30d	0.34	510	12/27/2024	$ 210,000	$ 210,000	0.00	0.34	$ 121,968	31	$ 137,201
71-10-08-476-011.000-030	7130009-030	30d	0.36	510	12/26/2024	$ 247,500	$ 247,500	0.00	0.36	$ 137,339	31	$ 137,201
71-10-08-476-005.000-030	7130009-030	30d	0.34	510	11/27/2024	$ 283,000	$ 283,620	0.00	0.34	$ 166,424	31	$ 137,201
71-10-09-301-009.000-030	7130009-030	30d	0.19	510	11/26/2024	$ 130,000	$ 130,065	0.00	0.19	$ 139,582	31	$ 137,201
71-10-08-476-006.000-030	7130009-030	30d	0.34	510	8/29/2024	$ 170,000	$ 172,106	0.00	0.34	$ 101,310	31	$ 137,201
71-10-09-304-017.000-030	7130009-030	30d	1.49	510	7/3/2024	$ 300,000	$ 304,332	0.49	1.00	$ 40,749	31	$ 137,201
71-10-09-305-007.000-030	7130009-030	30d	0.26	510	4/11/2024	$ 218,000	$ 223,775	0.00	0.26	$ 173,268	31	$ 137,201
71-10-08-427-004.000-030	7130009-030	30d	0.35	510	10/20/2023	$ 187,000	$ 199,048	0.00	0.35	$ 113,340	31	$ 137,201
71-10-09-304-006.000-030	7130009-030	30d	0.30	510	5/19/2023	$ 192,500	$ 211,216	0.00	0.30	$ 140,467	31	$ 137,201
71-10-09-301-004.000-030	7130009-030	30d	0.24	510	11/4/2022	$ 285,000	$ 320,076	0.00	0.24	$ 271,251	31	$ 137,201
71-10-08-431-003.000-030	7130009-030	30d	0.37	510	10/1/2022	$ 207,000	$ 233,879	0.00	0.37	$ 127,299	31	$ 137,201
71-10-09-305-005.000-030	7130009-030	30d	0.15	510	7/21/2022	$ 147,200	$ 172,500	0.00	0.15	$ 237,638	31	$ 137,201
71-10-09-305-003.000-030	7130009-030	30d	0.07	510	7/1/2022	$ 248,000	$ 285,385	0.00	0.07	$ 794,846	31	$ 137,201
71-10-08-429-006.000-030	7130009-030	30d	0.35	510	6/14/2022	$ 187,500	$ 221,232	0.00	0.35	$ 125,972	31	$ 137,201
71-10-08-430-003.000-030	7130009-030	30d	0.44	510	6/1/2022	$ 230,000	$ 266,317	0.00	0.44	$ 120,184	31	$ 137,201
71-10-08-427-001.000-030	7130009-030	30d	0.35	510	5/2/2022	$ 220,000	$ 256,331	0.00	0.35	$ 148,363	31	$ 137,201
71-10-08-426-006.000-030	7130009-030	30d	0.09	500	4/1/2022	$ 7,000	$ 7,639	0.00	0.09	$ 87,569	31	$ 137,201
71-10-08-426-008.000-030	7130009-030	30d	0.42	510	4/1/2022	$ 350,000	$ 401,240	0.00	0.42	$ 191,017	31	$ 137,201
71-10-08-428-006.000-030	7130009-030	30d	0.34	510	3/28/2022	$ 235,000	$ 277,273	0.00	0.34	$ 161,298	31	$ 137,201
71-10-08-428-009.000-030	7130009-030	30d	0.36	510	1/31/2022	$ 188,000	$ 229,622	0.00	0.36	$ 126,941	31	$ 137,201
71-10-09-301-003.000-030	7130009-030	30d	0.21	510	11/18/2021	$ 115,000	$ 137,845	0.00	0.21	$ 129,968	31	$ 137,201
71-10-08-431-009.000-030	7130009-030	30d	0.34	510	2/22/2021	$ 180,000	$ 237,548	0.00	0.34	$ 137,967	31	$ 137,201
71-10-08-430-008.000-030	7130009-030	30d	0.34	510	2/8/2021	$ 179,000	$ 236,228	0.00	0.34	$ 137,201	31	$ 137,201
71-10-08-476-002.000-030	7130009-030	30d	0.42	510	12/17/2020	$ 189,900	$ 254,180	0.00	0.42	$ 120,179	31	$ 137,201
71-10-08-426-009.000-030	7130009-030	30d	0.41	510	10/23/2020	$ 227,000	$ 299,069	0.00	0.41	$ 145,982	31	$ 137,201
71-10-08-428-010.000-030	7130009-030	30d	0.41	510	9/23/2020	$ 176,000	$ 240,612	0.00	0.41	$ 117,765	31	$ 137,201
71-10-08-431-012.000-030	7130009-030	30d	0.34	510	9/1/2020	$ 166,000	$ 226,941	0.00	0.34	$ 131,807	31	$ 137,201
71-10-09-302-004.000-030	7130009-030	30d	0.17	510	3/17/2020	$ 117,000	$ 161,613	0.00	0.17	$ 193,936	31	$ 137,201
71-10-09-305-004.000-030	7130009-030	30d	0.11	510	10/11/2019	$ 192,000	$ 283,349	0.00	0.11	$ 526,118	31	$ 137,201
71-10-08-428-003.000-030	7130009-030	30d	0.37	510	7/19/2019	$ 160,000	$ 240,975	0.00	0.37	$ 131,499	31	$ 137,201

State Parcel Number	Neighborhood Code	Market Area	Acres	Property Class	Sale Date	Adj Sale Price	Time Adjusted Sale Price (TASP)	Res Excess Acres	Res Homesite/ Frontage Acres	TASP/Acre	NBHD Sale Count	Median TASP/Acre
71-10-16-405-008.000-030	7130010-030	30c	0.44	510	12/13/2024	$ 167,000	$ 167,000	0.00	0.44	$ 75,259	96	$ 124,942
71-10-16-404-007.000-030	7130010-030	30c	0.25	510	12/10/2024	$ 124,000	$ 124,000	0.00	0.25	$ 101,151	96	$ 124,942
71-10-09-351-007.000-030	7130010-030	30c	0.83	510	12/4/2024	$ 158,900	$ 158,900	0.00	0.83	$ 38,247	96	$ 124,942
71-10-16-129-009.000-030	7130010-030	30c	0.43	510	11/25/2024	$ 213,000	$ 213,467	0.00	0.43	$ 98,356	96	$ 124,942
71-10-16-186-004.000-030	7130010-030	30c	0.12	510	10/9/2024	$ 117,600	$ 117,786	0.00	0.12	$ 203,602	96	$ 124,942
71-10-16-102-001.000-030	7130010-030	30c	0.22	510	10/2/2024	$ 171,100	$ 172,009	0.00	0.22	$ 157,327	96	$ 124,942
71-10-08-177-037.000-030	7130010-030	30c	0.28	510	8/15/2024	$ 450,000	$ 454,058	0.00	0.28	$ 324,295	96	$ 124,942
71-10-16-129-010.000-030	7130010-030	30c	0.18	510	8/9/2024	$ 182,000	$ 184,255	0.00	0.18	$ 204,488	96	$ 124,942
71-10-16-253-010.000-030	7130010-030	30c	1.19	510	7/31/2024	$ 351,000	$ 355,231	0.19	1.00	$ 59,833	96	$ 124,942
71-10-16-401-002.000-030	7130010-030	30c	0.23	510	6/28/2024	$ 183,000	$ 186,817	0.00	0.23	$ 164,815	96	$ 124,942
71-10-16-183-009.000-030	7130010-030	30c	0.25	510	5/31/2024	$ 150,000	$ 153,830	0.00	0.25	$ 123,064	96	$ 124,942
71-10-16-252-012.000-030	7130010-030	30c	0.20	520	5/31/2024	$ 208,000	$ 212,627	0.00	0.20	$ 214,250	96	$ 124,942
71-10-16-256-002.000-030	7130010-030	30c	0.19	510	5/10/2024	$ 136,000	$ 137,864	0.00	0.19	$ 148,483	96	$ 124,942
71-10-16-403-008.000-030	7130010-030	30c	0.20	510	5/6/2024	$ 139,900	$ 141,818	0.00	0.20	$ 142,177	96	$ 124,942
71-10-16-258-004.000-030	7130010-030	30c	0.24	510	4/16/2024	$ 224,900	$ 230,858	0.00	0.24	$ 193,482	96	$ 124,942
71-10-16-326-011.000-030	7130010-030	30c	1.01	510	4/10/2024	$ 225,000	$ 230,961	0.00	0.95	$ 45,735	96	$ 124,942
71-10-16-153-019.000-030	7130010-030	30c	0.40	510	3/19/2024	$ 185,000	$ 191,591	0.00	0.40	$ 96,672	96	$ 124,942
71-10-16-130-001.000-030	7130010-030	30c	0.28	510	2/29/2024	$ 155,900	$ 162,293	0.00	0.28	$ 114,951	96	$ 124,942
71-10-17-132-008.000-030	7130010-030	30c	0.31	510	2/23/2024	$ 47,500	$ 48,068	0.00	0.31	$ 31,135	96	$ 124,942
71-10-16-153-018.000-030	7130010-030	30c	0.48	510	2/20/2024	$ 144,000	$ 147,599	0.00	0.48	$ 61,511	96	$ 124,942
71-10-16-258-002.000-030	7130010-030	30c	0.21	510	2/9/2024	$ 75,000	$ 75,897	0.00	0.21	$ 72,861	96	$ 124,942
71-10-16-152-012.000-030	7130010-030	30c	0.42	510	1/16/2024	$ 176,000	$ 184,200	0.00	0.42	$ 87,462	96	$ 124,942
71-10-16-153-001.000-030	7130010-030	30c	0.69	510	12/18/2023	$ 230,000	$ 240,451	0.00	0.69	$ 69,521	96	$ 124,942
71-10-17-251-013.000-030	7130010-030	30c	0.31	510	12/11/2023	$ 120,000	$ 124,054	0.00	0.31	$ 80,056	96	$ 124,942
71-10-16-129-002.000-030	7130010-030	30c	0.78	510	12/8/2023	$ 236,000	$ 246,724	0.00	0.78	$ 63,034	96	$ 124,942
71-10-16-107-006.000-030	7130010-030	30c	0.35	510	12/5/2023	$ 160,000	$ 168,378	0.00	0.35	$ 97,063	96	$ 124,942
71-10-16-153-003.000-030	7130010-030	30c	0.35	510	11/15/2023	$ 157,500	$ 166,684	0.00	0.35	$ 96,386	96	$ 124,942
71-10-16-152-018.000-030	7130010-030	30c	0.52	510	11/13/2023	$ 159,900	$ 169,224	0.00	0.52	$ 65,176	96	$ 124,942
71-10-16-256-013.000-030	7130010-030	30c	0.20	510	10/27/2023	$ 120,000	$ 125,214	0.00	0.20	$ 124,741	96	$ 124,942
71-10-16-403-010.000-030	7130010-030	30c	0.40	510	10/20/2023	$ 142,000	$ 148,170	0.00	0.40	$ 74,272	96	$ 124,942

State Parcel Number	Neighborhood Code	Market Area	Acres	Property Class	Sale Date	Adj Sale Price	Time Adjusted Sale Price (TASP)	Res Excess Acres	Res Homesite/ Frontage Acres	TASP/Acre	NBHD Sale Count	Median TASP/Acre
71-10-16-101-020.000-030	7130010-030	30c	0.29	510	10/19/2023	$ 157,500	$ 167,647	0.00	0.29	$ 115,003	96	$ 124,942
71-10-16-154-005.000-030	7130010-030	30c	0.35	510	10/19/2023	$ 170,500	$ 181,485	0.00	0.35	$ 102,331	96	$ 124,942
71-10-16-152-003.000-030	7130010-030	30c	0.44	510	10/13/2023	$ 320,000	$ 335,456	0.00	0.44	$ 152,213	96	$ 124,942
71-10-09-351-017.000-030	7130010-030	30c	0.52	510	10/6/2023	$ 215,000	$ 227,026	0.00	0.52	$ 87,764	96	$ 124,942
71-10-16-253-003.000-030	7130010-030	30c	0.35	510	10/6/2023	$ 160,000	$ 170,308	0.00	0.35	$ 97,542	96	$ 124,942
71-10-16-152-016.000-030	7130010-030	30c	0.31	510	9/22/2023	$ 118,000	$ 123,732	0.00	0.31	$ 79,191	96	$ 124,942
71-10-17-204-003.000-030	7130010-030	30c	0.36	510	9/21/2023	$ 256,500	$ 272,251	0.00	0.36	$ 149,436	96	$ 124,942
71-10-16-179-008.000-030	7130010-030	30c	0.31	510	8/28/2023	$ 162,500	$ 175,033	0.00	0.31	$ 112,463	96	$ 124,942
71-10-16-403-012.000-030	7130010-030	30c	0.20	510	7/10/2023	$ 210,000	$ 225,282	0.00	0.20	$ 225,852	96	$ 124,942
71-10-17-131-013.000-030	7130010-030	30c	0.11	510	6/26/2023	$ 160,000	$ 174,463	0.00	0.11	$ 316,650	96	$ 124,942
71-10-16-251-004.000-030	7130010-030	30c	0.23	510	6/12/2023	$ 168,000	$ 183,186	0.00	0.23	$ 157,606	96	$ 124,942
71-10-16-108-008.000-030	7130010-030	30c	0.17	510	6/8/2023	$ 225,000	$ 242,696	0.00	0.17	$ 293,662	96	$ 124,942
71-10-16-403-013.000-030	7130010-030	30c	0.20	510	3/31/2023	$ 116,494	$ 126,159	0.00	0.20	$ 126,479	96	$ 124,942
71-10-16-127-010.000-030	7130010-030	30c	0.15	510	3/24/2023	$ 185,000	$ 205,585	0.00	0.15	$ 275,548	96	$ 124,942
71-10-16-406-014.000-030	7130010-030	30c	0.31	510	3/13/2023	$ 160,000	$ 177,803	0.00	0.31	$ 114,505	96	$ 124,942
71-10-16-153-023.000-030	7130010-030	30c	0.34	510	3/3/2023	$ 201,000	$ 223,365	0.00	0.34	$ 129,540	96	$ 124,942
71-10-16-181-002.000-030	7130010-030	30c	0.25	510	1/20/2023	$ 149,000	$ 167,741	0.00	0.25	$ 133,385	96	$ 124,942
71-10-16-101-003.000-030	7130010-030	30c	0.22	510	12/2/2022	$ 176,900	$ 200,464	0.00	0.22	$ 183,353	96	$ 124,942
71-10-16-104-003.000-030	7130010-030	30c	0.28	510	11/23/2022	$ 300,675	$ 337,681	0.00	0.28	$ 245,156	96	$ 124,942
71-10-17-203-001.000-030	7130010-030	30c	0.35	510	11/17/2022	$ 225,000	$ 252,692	0.00	0.35	$ 145,599	96	$ 124,942
71-10-16-152-005.000-030	7130010-030	30c	0.51	510	11/14/2022	$ 130,000	$ 144,158	0.00	0.51	$ 56,761	96	$ 124,942
71-10-16-252-009.000-030	7130010-030	30c	0.29	510	11/4/2022	$ 62,512	$ 66,304	0.00	0.29	$ 45,348	96	$ 124,942
71-10-16-133-017.000-030	7130010-030	30c	0.21	510	10/31/2022	$ 185,000	$ 212,449	0.00	0.21	$ 203,951	96	$ 124,942
71-10-16-104-004.000-030	7130010-030	30c	0.22	510	10/11/2022	$ 215,000	$ 242,917	0.00	0.22	$ 218,739	96	$ 124,942
71-10-16-129-012.000-030	7130010-030	30c	0.54	510	9/26/2022	$ 237,000	$ 269,403	0.00	0.54	$ 99,662	96	$ 124,942
71-10-17-329-021.000-030	7130010-030	30c	0.55	510	9/6/2022	$ 315,000	$ 351,871	0.00	0.55	$ 128,500	96	$ 124,942
71-10-16-182-008.000-030	7130010-030	30c	0.50	510	8/25/2022	$ 171,000	$ 199,034	0.00	0.50	$ 79,614	96	$ 124,942
71-10-16-179-003.000-030	7130010-030	30c	0.41	510	8/12/2022	$ 163,000	$ 189,723	0.00	0.41	$ 93,445	96	$ 124,942
71-10-16-407-022.000-030	7130010-030	30c	1.90	510	7/22/2022	$ 310,000	$ 349,881	0.90	1.00	$ 36,830	96	$ 124,942
71-10-16-252-010.000-030	7130010-030	30c	0.15	510	6/23/2022	$ 85,000	$ 91,982	0.00	0.15	$ 121,416	96	$ 124,942
71-10-16-403-001.000-030	7130010-030	30c	0.27	510	6/8/2022	$ 122,500	$ 140,171	0.00	0.27	$ 105,228	96	$ 124,942
71-10-16-101-018.000-030	7130010-030	30c	0.29	510	6/3/2022	$ 147,000	$ 173,446	0.00	0.29	$ 118,981	96	$ 124,942
71-10-16-253-001.000-030	7130010-030	30c	0.25	510	5/13/2022	$ 129,900	$ 149,604	0.00	0.25	$ 119,683	96	$ 124,942
71-10-16-186-005.000-030	7130010-030	30c	0.15	510	5/6/2022	$ 122,500	$ 141,082	0.00	0.15	$ 186,794	96	$ 124,942
71-10-17-327-012.000-030	7130010-030	30c	0.29	510	5/5/2022	$ 143,000	$ 164,691	0.00	0.29	$ 112,985	96	$ 124,942
71-10-16-103-043.000-030	7130010-030	30c	0.14	510	4/20/2022	$ 225,000	$ 263,806	0.00	0.14	$ 383,046	96	$ 124,942
71-10-16-180-001.000-030	7130010-030	30c	0.30	510	3/14/2022	$ 155,000	$ 186,703	0.00	0.30	$ 123,224	96	$ 124,942
71-10-16-404-001.000-030	7130010-030	30c	0.18	510	3/3/2022	$ 135,000	$ 157,531	0.00	0.18	$ 173,285	96	$ 124,942
71-10-09-351-005.000-030	7130010-030	30c	1.09	510	2/7/2022	$ 239,900	$ 284,853	0.00	1.09	$ 52,168	96	$ 124,942
71-10-16-259-006.000-030	7130010-030	30c	0.27	510	12/10/2021	$ 144,000	$ 171,439	0.00	0.27	$ 125,143	96	$ 124,942
71-10-16-130-003.000-030	7130010-030	30c	0.14	510	12/1/2021	$ 145,000	$ 178,342	0.00	0.14	$ 252,637	96	$ 124,942
71-10-17-207-011.000-030	7130010-030	30c	0.24	510	11/30/2021	$ 139,900	$ 167,691	0.00	0.24	$ 142,668	96	$ 124,942
71-10-17-204-006.000-030	7130010-030	30c	0.34	510	10/12/2021	$ 174,900	$ 218,153	0.00	0.34	$ 128,398	96	$ 124,942
71-10-16-153-020.000-030	7130010-030	30c	0.34	510	10/5/2021	$ 185,000	$ 230,751	0.00	0.34	$ 133,824	96	$ 124,942
71-10-08-177-005.000-030	7130010-030	30c	0.17	510	8/13/2021	$ 432,000	$ 516,357	0.00	0.17	$ 595,039	96	$ 124,942
71-10-16-132-001.000-030	7130010-030	30c	0.35	510	7/30/2021	$ 227,000	$ 281,954	0.00	0.35	$ 160,129	96	$ 124,942
71-10-17-207-005.000-030	7130010-030	30c	0.24	510	7/23/2021	$ 145,000	$ 184,717	0.00	0.24	$ 157,154	96	$ 124,942
71-10-16-326-004.000-030	7130010-030	30c	0.73	510	7/19/2021	$ 198,000	$ 252,235	0.00	0.73	$ 69,105	96	$ 124,942
71-10-16-255-004.000-030	7130010-030	30c	0.50	510	7/1/2021	$ 205,000	$ 261,152	0.00	0.50	$ 104,461	96	$ 124,942
71-10-16-179-009.000-030	7130010-030	30c	0.28	510	6/30/2021	$ 178,000	$ 228,362	0.00	0.28	$ 160,871	96	$ 124,942
71-10-08-177-006.000-030	7130010-030	30c	0.49	510	6/25/2021	$ 760,000	$ 917,864	0.00	0.49	$ 374,102	96	$ 124,942
71-10-17-210-003.000-030	7130010-030	30c	0.12	510	12/31/2020	$ 116,000	$ 150,157	0.00	0.12	$ 255,502	96	$ 124,942
71-10-16-181-007.000-030	7130010-030	30c	0.25	510	12/28/2020	$ 126,000	$ 163,102	0.00	0.25	$ 129,696	96	$ 124,942
71-10-16-186-001.000-030	7130010-030	30c	0.25	510	9/4/2020	$ 113,000	$ 149,455	0.00	0.25	$ 118,843	96	$ 124,942
71-10-16-128-003.000-030	7130010-030	30c	0.25	510	8/28/2020	$ 168,500	$ 231,986	0.00	0.25	$ 184,319	96	$ 124,942
71-10-17-210-004.000-030	7130010-030	30c	0.12	510	8/10/2020	$ 128,000	$ 170,518	0.00	0.12	$ 290,147	96	$ 124,942
71-10-09-351-019.000-030	7130010-030	30c	0.50	510	4/3/2020	$ 93,000	$ 127,532	0.00	0.50	$ 51,438	96	$ 124,942
71-10-16-259-009.000-030	7130010-030	30c	0.40	510	3/26/2020	$ 135,000	$ 186,477	0.00	0.40	$ 93,566	96	$ 124,942
71-10-17-208-001.000-030	7130010-030	30c	0.27	510	2/7/2020	$ 163,100	$ 234,164	0.00	0.27	$ 172,300	96	$ 124,942
71-10-16-105-010.000-030	7130010-030	30c	0.29	510	11/21/2019	$ 180,000	$ 263,828	0.00	0.29	$ 180,982	96	$ 124,942
71-10-17-276-004.000-030	7130010-030	30c	0.34	510	11/1/2019	$ 134,900	$ 191,846	0.00	0.34	$ 111,409	96	$ 124,942
71-10-16-405-004.000-030	7130010-030	30c	0.22	510	10/18/2019	$ 139,000	$ 199,124	0.00	0.22	$ 180,479	96	$ 124,942
71-10-16-407-006.000-030	7130010-030	30c	0.23	510	10/3/2019	$ 123,000	$ 176,203	0.00	0.23	$ 153,508	96	$ 124,942
71-10-16-102-012.000-030	7130010-030	30c	0.22	510	7/16/2019	$ 127,000	$ 185,958	0.00	0.22	$ 170,085	96	$ 124,942
71-10-16-253-004.000-030	7130010-030	30c	0.25	510	2/15/2019	$ 147,500	$ 229,634	0.00	0.25	$ 182,600	96	$ 124,942
71-10-17-251-007.000-030	7130010-030	30c	0.78	599	2/15/2019	$ 58,000	$ 75,908	0.00	0.78	$ 19,464	96	$ 124,942

State Parcel Number	Neighborhood Code	Market Area	Acres	Property Class	Sale Date	Adj Sale Price	Time Adjusted Sale Price (TASP)	Res Excess Acres	Res Homesite/ Frontage Acres	TASP/Acre	NBHD Sale Count	Median TASP/Acre
71-09-16-129-025.000-023	7130012-023	23i	1.47	550	9/14/2024	$ 440,860	$ 443,619	0.00	0.00	$ 60,356	1	$ 60,356

State Parcel Number	Neighborhood Code	Market Area	Acres	Property Class	Sale Date	Adj Sale Price	Time Adjusted Sale Price (TASP)	Res Excess Acres	Res Homesite/ Frontage Acres	TASP/Acre	NBHD Sale Count	Median TASP/Acre
71-04-36-476-004.000-031	7131002-031	31e	6.42	511	11/10/2021	$ 190,000	$ 235,331	6.22	0.00	$ 7,331	7	$ 23,341
71-04-35-101-003.000-031	7131002-031	31e	0.65	510	9/28/2021	$ 229,000	$ 280,772	0.65	0.00	$ 86,391	7	$ 23,341
71-04-35-101-004.000-031	7131002-031	31e	0.60	510	6/7/2021	$ 225,000	$ 281,295	0.60	0.00	$ 93,765	7	$ 23,341
71-10-28-300-017.000-031	7131002-031	31e	5.00	510	5/7/2021	$ 390,000	$ 473,444	5.00	0.00	$ 18,938	7	$ 23,341
71-14-01-100-004.000-031	7131002-031	31e	2.54	510	10/21/2020	$ 225,000	$ 296,434	2.54	0.00	$ 23,341	7	$ 23,341
71-09-34-400-002.000-031	7131002-031	31e	5.00	510	12/6/2019	$ 337,000	$ 444,338	5.00	0.00	$ 17,774	7	$ 23,341
71-15-06-200-004.000-031	7131002-031	31e	1.31	510	11/13/2019	$ 210,000	$ 297,307	1.25	0.00	$ 45,377	7	$ 23,341

State Parcel Number	Neighborhood Code	Market Area	Acres	Property Class	Sale Date	Adj Sale Price	Time Adjusted Sale Price (TASP)	Res Excess Acres	Res Homesite/ Frontage Acres	TASP/Acre	NBHD Sale Count	Median TASP/Acre
71-09-02-353-010.000-031	7131004-031	31k	0.19	420	1/4/2022	$ 152,800	$ 186,629	0.00	0.00	$ 196,366	1	$ 196,366

State Parcel Number	Neighborhood Code	Market Area	Acres	Property Class	Sale Date	Adj Sale Price	Time Adjusted Sale Price (TASP)	Res Excess Acres	Res Homesite/ Frontage Acres	TASP/Acre	NBHD Sale Count	Median TASP/Acre
71-10-07-101-001.000-031	7131005-031	31k	32.18	330	11/22/2022	$ 39,114,655	$ 43,247,914	0.00	0.00	$ 268,788	10	$ 51,330
71-09-01-478-005.000-031	7131005-031	31k	18.42	370	12/15/2021	$ 504,000	$ 589,986	0.00	0.00	$ 6,406	10	$ 51,330
71-10-06-351-007.000-031	7131005-031	31k	1.94	350	10/26/2021	$ 4,100,000	$ 4,849,860	0.00	0.00	$ 499,986	10	$ 51,330
71-09-01-478-006.000-031	7131005-031	31k	10.23	350	4/21/2021	$ 2,100,000	$ 2,562,436	0.00	0.00	$ 50,097	10	$ 51,330
71-09-12-327-001.000-031	7131005-031	31k	3.30	350	1/8/2021	$ 700,000	$ 867,284	0.00	0.00	$ 52,563	10	$ 51,330
71-09-23-400-002.000-031	7131005-031	31k	4.57	340	12/31/2020	$ 975,000	$ 1,214,098	0.00	0.00	$ 53,133	10	$ 51,330
71-09-12-326-006.000-031	7131005-031	31k	3.11	340	11/2/2020	$ 1,000,000	$ 1,251,473	0.00	0.00	$ 80,584	10	$ 51,330
71-09-01-401-003.000-031	7131005-031	31k	16.52	340	8/12/2020	$ 400,000	$ 508,048	0.00	0.00	$ 6,151	10	$ 51,330
71-09-11-227-007.000-031	7131005-031	31k	2.04	350	5/27/2020	$ 340,000	$ 438,110	0.00	0.00	$ 42,952	10	$ 51,330
71-09-02-301-004.000-031	7131005-031	31k	8.86	340	3/22/2019	$ 100,000	$ 150,751	0.00	0.00	$ 3,403	10	$ 51,330

State Parcel Number	Neighborhood Code	Market Area	Acres	Property Class	Sale Date	Adj Sale Price	Time Adjusted Sale Price (TASP)	Res Excess Acres	Res Homesite/ Frontage Acres	TASP/Acre	NBHD Sale Count	Median TASP/Acre
71-10-06-301-002.000-031	7131006-031	31k	10.14	400	2/23/2021	$ 155,000	$ 204,555	0.00	0.00	$ 20,173	1	$ 20,173

State Parcel Number	Neighborhood Code	Market Area	Acres	Property Class	Sale Date	Adj Sale Price	Time Adjusted Sale Price (TASP)	Res Excess Acres	Res Homesite/ Frontage Acres	TASP/Acre	NBHD Sale Count	Median TASP/Acre
71-09-22-226-003.000-031	7131007-031	31k	1.88	455	12/4/2023	$ 175,000	$ 184,163	0.00	0.00	$ 19,644	5	$ 77,200
71-09-01-455-009.000-031	7131007-031	31k	0.56	350	8/24/2022	$ 185,000	$ 215,330	0.00	0.00	$ 77,200	5	$ 77,200
71-09-02-353-011.000-031	7131007-031	31k	0.32	455	1/4/2022	$ 152,800	$ 186,629	0.00	0.00	$ 117,820	5	$ 77,200
71-09-01-453-013.000-031	7131007-031	31k	0.45	455	5/21/2020	$ 130,000	$ 176,981	0.00	0.00	$ 78,634	5	$ 77,200
71-09-15-476-002.000-023	7131007-031	31k	3.85	499	11/15/2019	$ 200,000	$ 293,143	0.00	0.00	$ 15,228	5	$ 77,200

State Parcel Number	Neighborhood Code	Market Area	Acres	Property Class	Sale Date	Adj Sale Price	Time Adjusted Sale Price (TASP)	Res Excess Acres	Res Homesite/ Frontage Acres	TASP/Acre	NBHD Sale Count	Median TASP/Acre
71-10-04-251-009.000-031	7131011-031	31k	6.81	499	4/12/2019	$ 300,000	$ 444,188	0.00	0.00	$ 13,045	1	$ 13,045

State Parcel Number	Neighborhood Code	Market Area	Acres	Property Class	Sale Date	Adj Sale Price	Time Adjusted Sale Price (TASP)	Res Excess Acres	Res Homesite/ Frontage Acres	TASP/Acre	NBHD Sale Count	Median TASP/Acre
71-09-26-226-007.000-031	7131013-031	31k	0.92	399	7/1/2022	$ 150,000	$ 175,782	0.00	0.00	$ 38,213	4	$ 40,692
71-09-12-126-009.000-031	7131013-031	31k	2.91	460	6/3/2022	$ 335,000	$ 380,065	0.00	0.00	$ 26,121	4	$ 40,692
71-09-12-126-001.000-031	7131013-031	31k	2.39	499	4/6/2022	$ 450,000	$ 515,880	0.00	0.00	$ 43,170	4	$ 40,692
71-10-05-326-013.000-031	7131013-031	31k	5.13	481	11/20/2020	$ 1,671,000	$ 2,091,211	0.00	0.00	$ 81,529	4	$ 40,692

State Parcel Number	Neighborhood Code	Market Area	Acres	Property Class	Sale Date	Adj Sale Price	Time Adjusted Sale Price (TASP)	Res Excess Acres	Res Homesite/ Frontage Acres	TASP/Acre	NBHD Sale Count	Median TASP/Acre
71-10-04-401-005.000-031	7131014-031	31k	2.60	481	5/17/2024	$ 850,000	$ 866,022	0.00	0.00	$ 66,617	4	$ 132,884
71-04-34-426-018.000-031	7131014-031	31k	0.92	442	2/5/2022	$ 465,000	$ 538,673	0.00	0.00	$ 117,323	4	$ 132,884
71-10-18-127-010.000-023	7131014-031	31k	0.67	428	12/30/2020	$ 400,000	$ 498,092	0.00	0.00	$ 148,446	4	$ 132,884
71-09-12-201-008.000-031	7131014-031	31k	0.40	420	7/10/2020	$ 275,000	$ 369,519	0.00	0.00	$ 183,433	4	$ 132,884

State Parcel Number	Neighborhood Code	Market Area	Acres	Property Class	Sale Date	Adj Sale Price	Time Adjusted Sale Price (TASP)	Res Excess Acres	Res Homesite/ Frontage Acres	TASP/Acre	NBHD Sale Count	Median TASP/Acre
71-09-12-204-002.000-031	7131016-031	31k	0.58	499	3/31/2023	$ 56,000	$ 58,527	0.00	0.00	$ 20,234	1	$ 20,234

State Parcel Number	Neighborhood Code	Market Area	Acres	Property Class	Sale Date	Adj Sale Price	Time Adjusted Sale Price (TASP)	Res Excess Acres	Res Homesite/ Frontage Acres	TASP/Acre	NBHD Sale Count	Median TASP/Acre
71-10-17-108-008.000-031	7131022-031	31k	0.94	499	5/26/2022	$ 175,000	$ 207,904	0.00	0.00	$ 44,301	3	$ 53,007
71-10-04-326-004.000-031	7131022-031	31k	0.88	499	12/10/2019	$ 160,000	$ 232,909	0.00	0.00	$ 53,007	3	$ 53,007
71-10-17-153-003.000-031	7131022-031	31k	0.46	429	4/22/2019	$ 93,000	$ 139,182	0.00	0.00	$ 60,628	3	$ 53,007

State Parcel Number	Neighborhood Code	Market Area	Acres	Property Class	Sale Date	Adj Sale Price	Time Adjusted Sale Price (TASP)	Res Excess Acres	Res Homesite/ Frontage Acres	TASP/Acre	NBHD Sale Count	Median TASP/Acre
71-04-34-302-008.000-031	7131023-031	31i	0.37	510	5/7/2024	$ 702,500	$ 715,742	0.00	0.37	$ 383,019	6	$ 247,606
71-04-34-302-003.000-031	7131023-031	31i	0.35	510	9/26/2023	$ 478,000	$ 503,360	0.00	0.35	$ 287,295	6	$ 247,606
71-04-34-303-003.000-031	7131023-031	31i	0.39	510	11/23/2020	$ 324,675	$ 406,322	0.00	0.39	$ 209,386	6	$ 247,606
71-04-34-151-003.000-031	7131023-031	31i	1.19	510	8/5/2020	$ 750,000	$ 952,590	0.00	1.19	$ 160,162	6	$ 247,606
71-04-34-151-002.000-031	7131023-031	31i	1.22	510	7/6/2020	$ 800,000	$ 1,021,036	0.00	1.22	$ 167,229	6	$ 247,606
71-04-34-304-006.000-031	7131023-031	31i	0.34	510	1/24/2019	$ 350,000	$ 482,283	0.00	0.34	$ 285,826	6	$ 247,606

State Parcel Number	Neighborhood Code	Market Area	Acres	Property Class	Sale Date	Adj Sale Price	Time Adjusted Sale Price (TASP)	Res Excess Acres	Res Homesite/ Frontage Acres	TASP/Acre	NBHD Sale Count	Median TASP/Acre
71-04-34-253-015.000-031	7131025-031	31g	0.31	510	11/7/2024	$ 330,000	$ 330,563	0.00	0.31	$ 213,324	68	$ 181,537
71-04-34-259-013.000-031	7131025-031	31g	0.37	510	11/4/2024	$ 360,000	$ 360,614	0.00	0.37	$ 193,203	68	$ 181,537
71-04-34-405-005.000-031	7131025-031	31g	0.39	510	10/29/2024	$ 380,000	$ 381,447	0.00	0.39	$ 195,365	68	$ 181,537
71-04-34-179-007.000-031	7131025-031	31g	0.46	510	9/6/2024	$ 345,000	$ 347,159	0.00	0.46	$ 150,022	68	$ 181,537
71-04-34-181-019.000-031	7131025-031	31g	0.42	510	7/11/2024	$ 427,500	$ 432,653	0.00	0.42	$ 207,673	68	$ 181,537
71-04-34-405-014.000-031	7131025-031	31g	0.30	510	4/30/2024	$ 305,000	$ 311,882	0.00	0.30	$ 205,097	68	$ 181,537
71-04-34-403-001.000-031	7131025-031	31g	0.42	510	4/18/2024	$ 400,000	$ 409,026	0.00	0.42	$ 195,793	68	$ 181,537
71-04-34-181-016.000-031	7131025-031	31g	0.35	510	4/1/2024	$ 270,100	$ 277,256	0.00	0.35	$ 157,174	68	$ 181,537
71-04-34-329-012.000-031	7131025-031	31g	0.35	510	3/27/2024	$ 343,000	$ 352,078	0.00	0.35	$ 199,150	68	$ 181,537
71-04-34-254-011.000-031	7131025-031	31g	0.39	510	3/12/2024	$ 445,000	$ 456,778	0.00	0.39	$ 235,694	68	$ 181,537
71-04-34-327-012.000-031	7131025-031	31g	0.23	510	10/20/2023	$ 329,000	$ 344,890	0.00	0.23	$ 301,222	68	$ 181,537
71-04-34-260-002.000-031	7131025-031	31g	0.41	510	10/12/2023	$ 305,000	$ 319,731	0.00	0.41	$ 156,947	68	$ 181,537
71-04-34-254-014.000-031	7131025-031	31g	0.34	510	10/4/2023	$ 299,900	$ 316,675	0.00	0.34	$ 183,924	68	$ 181,537
71-04-34-404-007.000-031	7131025-031	31g	0.43	510	8/25/2023	$ 252,000	$ 268,889	0.00	0.43	$ 123,814	68	$ 181,537
71-04-34-408-010.000-031	7131025-031	31g	0.38	510	8/25/2023	$ 290,000	$ 309,436	0.00	0.38	$ 164,378	68	$ 181,537
71-04-34-253-018.000-031	7131025-031	31g	0.38	510	7/27/2023	$ 300,000	$ 321,831	0.00	0.38	$ 169,927	68	$ 181,537
71-04-34-126-008.000-031	7131025-031	31g	0.38	510	5/26/2023	$ 345,000	$ 370,221	0.00	0.38	$ 195,477	68	$ 181,537
71-04-34-126-004.000-031	7131025-031	31g	0.38	510	12/29/2022	$ 358,777	$ 394,680	0.00	0.38	$ 208,088	68	$ 181,537
71-04-34-182-004.000-031	7131025-031	31g	0.37	510	12/9/2022	$ 330,000	$ 363,023	0.00	0.37	$ 194,266	68	$ 181,537
71-04-34-253-001.000-031	7131025-031	31g	0.59	510	11/10/2022	$ 385,000	$ 425,683	0.00	0.59	$ 144,752	68	$ 181,537
71-04-34-178-008.000-031	7131025-031	31g	0.54	510	9/16/2022	$ 260,000	$ 295,547	0.00	0.54	$ 108,987	68	$ 181,537
71-04-34-326-003.000-031	7131025-031	31g	0.37	510	9/9/2022	$ 345,000	$ 385,383	0.00	0.37	$ 209,187	68	$ 181,537
71-04-34-254-007.000-031	7131025-031	31g	0.34	510	8/24/2022	$ 340,000	$ 381,760	0.00	0.34	$ 221,726	68	$ 181,537
71-04-34-326-012.000-031	7131025-031	31g	0.34	510	7/26/2022	$ 372,000	$ 419,858	0.00	0.34	$ 246,317	68	$ 181,537
71-04-34-401-001.000-031	7131025-031	31g	0.40	510	7/7/2022	$ 351,000	$ 396,156	0.00	0.40	$ 198,181	68	$ 181,537
71-04-34-253-003.000-031	7131025-031	31g	0.39	510	6/30/2022	$ 356,000	$ 403,890	0.00	0.39	$ 207,592	68	$ 181,537
71-04-34-181-010.000-031	7131025-031	31g	0.41	510	6/28/2022	$ 350,000	$ 397,083	0.00	0.41	$ 193,348	68	$ 181,537
71-04-34-201-002.000-031	7131025-031	31g	1.05	510	6/6/2022	$ 710,000	$ 805,511	0.05	1.00	$ 153,431	68	$ 181,537
71-04-34-404-010.000-031	7131025-031	31g	0.38	510	4/11/2022	$ 340,000	$ 389,776	0.00	0.38	$ 205,802	68	$ 181,537
71-04-34-327-007.000-031	7131025-031	31g	0.39	510	3/21/2022	$ 300,000	$ 353,965	0.00	0.39	$ 183,556	68	$ 181,537

State Parcel Number	Neighborhood Code	Market Area	Acres	Property Class	Sale Date	Adj Sale Price	Time Adjusted Sale Price (TASP)	Res Excess Acres	Res Homesite/ Frontage Acres	TASP/Acre	NBHD Sale Count	Median TASP/Acre
71-04-34-329-013.000-031	7131025-031	31g	0.38	510	3/14/2022	$ 395,000	$ 455,198	0.00	0.38	$ 238,322	68	$ 181,537
71-04-34-126-005.000-031	7131025-031	31g	0.37	510	2/11/2022	$ 175,000	$ 212,261	0.00	0.37	$ 113,700	68	$ 181,537
71-04-34-327-023.000-031	7131025-031	31g	0.56	510	1/19/2022	$ 375,000	$ 436,690	0.00	0.56	$ 156,794	68	$ 181,537
71-04-34-402-001.000-031	7131025-031	31g	0.44	510	1/19/2022	$ 245,000	$ 292,766	0.00	0.44	$ 132,120	68	$ 181,537
71-04-34-255-009.000-031	7131025-031	31g	0.31	510	12/10/2021	$ 265,000	$ 318,696	0.00	0.31	$ 203,405	68	$ 181,537
71-04-34-253-016.000-031	7131025-031	31g	0.31	510	11/12/2021	$ 320,000	$ 376,556	0.00	0.31	$ 243,004	68	$ 181,537
71-04-34-404-021.000-031	7131025-031	31g	0.44	510	10/29/2021	$ 330,000	$ 390,355	0.00	0.44	$ 178,144	68	$ 181,537
71-04-34-179-012.000-031	7131025-031	31g	0.40	510	10/4/2021	$ 244,000	$ 297,237	0.00	0.40	$ 149,684	68	$ 181,537
71-04-34-303-005.000-031	7131025-031	31g	0.34	510	9/9/2021	$ 262,500	$ 321,845	0.00	0.34	$ 186,928	68	$ 181,537
71-04-34-181-007.000-031	7131025-031	31g	0.35	510	9/1/2021	$ 326,000	$ 387,637	0.00	0.35	$ 223,826	68	$ 181,537
71-04-34-176-003.000-031	7131025-031	31g	0.52	510	8/25/2021	$ 285,000	$ 351,703	0.00	0.52	$ 134,388	68	$ 181,537
71-04-34-178-007.000-031	7131025-031	31g	0.56	510	8/13/2021	$ 325,750	$ 389,359	0.00	0.56	$ 139,478	68	$ 181,537
71-04-34-258-001.000-031	7131025-031	31g	0.46	510	8/2/2021	$ 255,000	$ 314,682	0.00	0.46	$ 135,517	68	$ 181,537
71-04-34-181-004.000-031	7131025-031	31g	0.35	510	7/19/2021	$ 184,000	$ 234,400	0.00	0.35	$ 132,604	68	$ 181,537
71-04-34-182-006.000-031	7131025-031	31g	0.39	510	7/19/2021	$ 280,000	$ 347,784	0.00	0.39	$ 176,825	68	$ 181,537
71-04-34-180-001.000-031	7131025-031	31g	0.61	510	7/6/2021	$ 323,500	$ 388,681	0.00	0.61	$ 128,265	68	$ 181,537
71-04-34-254-017.000-031	7131025-031	31g	0.42	510	7/5/2021	$ 350,000	$ 420,520	0.00	0.42	$ 199,541	68	$ 181,537
71-04-34-257-001.000-031	7131025-031	31g	0.44	510	6/23/2021	$ 222,000	$ 277,544	0.00	0.44	$ 126,781	68	$ 181,537
71-05-33-351-012.000-031	7131025-031	31g	2.41	510	5/4/2021	$ 425,000	$ 515,932	1.41	1.00	$ 42,816	68	$ 181,537
71-04-34-404-016.000-031	7131025-031	31g	0.37	510	3/12/2021	$ 224,000	$ 285,589	0.00	0.37	$ 152,454	68	$ 181,537
71-04-34-177-003.000-031	7131025-031	31g	0.34	510	3/10/2021	$ 275,000	$ 350,611	0.00	0.34	$ 203,635	68	$ 181,537
71-04-34-304-015.000-031	7131025-031	31g	0.34	510	3/1/2021	$ 359,000	$ 440,300	0.00	0.34	$ 255,726	68	$ 181,537
71-04-34-253-011.000-031	7131025-031	31g	0.33	510	12/29/2020	$ 212,000	$ 275,661	0.00	0.33	$ 166,313	68	$ 181,537
71-04-34-329-006.000-031	7131025-031	31g	0.48	510	12/8/2020	$ 309,000	$ 384,776	0.00	0.48	$ 161,659	68	$ 181,537
71-04-34-327-013.000-031	7131025-031	31g	0.39	510	11/6/2020	$ 332,000	$ 415,489	0.00	0.39	$ 213,554	68	$ 181,537
71-04-34-327-015.000-031	7131025-031	31g	0.36	510	10/22/2020	$ 300,000	$ 395,245	0.00	0.36	$ 220,094	68	$ 181,537
71-04-34-178-006.000-031	7131025-031	31g	0.60	510	8/11/2020	$ 239,000	$ 319,043	0.00	0.60	$ 105,620	68	$ 181,537
71-04-34-329-003.000-031	7131025-031	31g	0.41	510	8/7/2020	$ 295,000	$ 393,798	0.00	0.41	$ 190,598	68	$ 181,537
71-04-34-181-015.000-031	7131025-031	31g	0.35	510	7/14/2020	$ 189,500	$ 262,737	0.00	0.35	$ 151,387	68	$ 181,537
71-04-34-329-002.000-031	7131025-031	31g	0.43	510	6/24/2020	$ 285,000	$ 385,477	0.00	0.43	$ 179,108	68	$ 181,537
71-04-34-181-012.000-031	7131025-031	31g	0.39	510	4/29/2020	$ 230,000	$ 315,189	0.00	0.39	$ 160,995	68	$ 181,537
71-04-34-258-008.000-031	7131025-031	31g	0.44	510	4/24/2020	$ 307,500	$ 398,102	0.00	0.44	$ 179,517	68	$ 181,537
71-04-34-178-003.000-031	7131025-031	31g	0.55	510	3/23/2020	$ 320,000	$ 416,218	0.00	0.55	$ 152,677	68	$ 181,537
71-04-34-303-007.000-031	7131025-031	31g	0.34	510	11/1/2019	$ 189,000	$ 277,020	0.00	0.34	$ 160,893	68	$ 181,537
71-04-34-255-008.000-031	7131025-031	31g	0.62	510	10/8/2019	$ 339,000	$ 450,905	0.00	0.62	$ 145,492	68	$ 181,537
71-04-34-404-003.000-031	7131025-031	31g	0.49	510	7/1/2019	$ 277,000	$ 402,390	0.00	0.49	$ 163,265	68	$ 181,537
71-04-34-181-022.000-031	7131025-031	31g	0.39	510	5/20/2019	$ 255,000	$ 375,179	0.00	0.39	$ 191,144	68	$ 181,537
71-04-34-328-006.000-031	7131025-031	31g	0.33	510	2/8/2019	$ 237,000	$ 355,343	0.00	0.33	$ 214,313	68	$ 181,537

State Parcel Number	Neighborhood Code	Market Area	Acres	Property Class	Sale Date	Adj Sale Price	Time Adjusted Sale Price (TASP)	Res Excess Acres	Res Homesite/ Frontage Acres	TASP/Acre	NBHD Sale Count	Median TASP/Acre
71-04-35-201-004.000-031	7131026-031	31g	0.30	510	12/27/2024	$ 320,000	$ 320,000	0.00	0.30	$ 211,649	52	$ 221,326
71-04-35-402-003.000-031	7131026-031	31g	0.32	510	12/4/2024	$ 387,000	$ 387,000	0.00	0.32	$ 242,348	52	$ 221,326
71-04-35-201-017.000-031	7131026-031	31g	0.31	510	7/19/2024	$ 345,000	$ 349,159	0.00	0.31	$ 225,574	52	$ 221,326
71-04-35-253-015.000-031	7131026-031	31g	0.34	510	6/26/2024	$ 386,000	$ 391,921	0.00	0.34	$ 229,494	52	$ 221,326
71-04-35-401-001.000-031	7131026-031	31g	0.27	510	6/21/2024	$ 324,800	$ 329,782	0.00	0.27	$ 240,222	52	$ 221,326
71-04-35-201-006.000-031	7131026-031	31g	0.29	510	6/13/2024	$ 326,000	$ 331,001	0.00	0.29	$ 224,848	52	$ 221,326
71-04-35-401-034.000-031	7131026-031	31g	0.28	510	6/7/2024	$ 415,000	$ 421,366	0.00	0.28	$ 297,290	52	$ 221,326
71-04-35-402-010.000-031	7131026-031	31g	0.37	510	5/24/2024	$ 415,000	$ 422,823	0.00	0.37	$ 227,384	52	$ 221,326
71-04-35-252-004.000-031	7131026-031	31g	0.30	510	4/24/2024	$ 345,000	$ 352,785	0.00	0.30	$ 238,253	52	$ 221,326
71-04-35-254-002.000-031	7131026-031	31g	0.28	510	3/11/2024	$ 345,000	$ 354,131	0.00	0.28	$ 250,829	52	$ 221,326
71-04-35-177-015.000-031	7131026-031	31g	0.34	510	2/28/2024	$ 308,900	$ 318,334	0.00	0.34	$ 189,590	52	$ 221,326
71-04-35-251-011.000-031	7131026-031	31g	0.39	510	1/26/2024	$ 325,000	$ 336,301	0.00	0.39	$ 172,294	52	$ 221,326
71-04-35-201-009.000-031	7131026-031	31g	0.30	510	12/1/2023	$ 297,000	$ 310,495	0.00	0.30	$ 205,910	52	$ 221,326
71-04-35-253-002.000-031	7131026-031	31g	0.29	510	10/2/2023	$ 330,000	$ 345,939	0.00	0.29	$ 241,802	52	$ 221,326
71-04-35-201-016.000-031	7131026-031	31g	0.29	510	9/13/2023	$ 263,500	$ 279,681	0.00	0.29	$ 189,987	52	$ 221,326
71-04-35-401-008.000-031	7131026-031	31g	0.40	510	8/3/2023	$ 342,850	$ 362,708	0.00	0.40	$ 182,950	52	$ 221,326
71-04-35-402-001.000-031	7131026-031	31g	0.34	510	7/14/2023	$ 319,500	$ 339,592	0.00	0.34	$ 197,551	52	$ 221,326
71-04-35-426-013.000-031	7131026-031	31g	0.38	510	6/30/2023	$ 56,063	$ 58,001	0.00	0.38	$ 30,849	52	$ 221,326
71-04-35-177-005.000-031	7131026-031	31g	0.34	510	6/29/2023	$ 330,000	$ 352,424	0.00	0.34	$ 208,270	52	$ 221,326
71-04-35-403-002.000-031	7131026-031	31g	0.28	510	5/30/2023	$ 336,000	$ 360,563	0.00	0.28	$ 255,385	52	$ 221,326
71-04-35-201-018.000-031	7131026-031	31g	0.45	510	9/30/2022	$ 330,000	$ 368,627	0.00	0.45	$ 165,506	52	$ 221,326
71-04-35-401-006.000-031	7131026-031	31g	0.42	510	3/11/2022	$ 385,000	$ 443,674	0.00	0.42	$ 212,192	52	$ 221,326
71-04-35-426-008.000-031	7131026-031	31g	0.28	510	1/7/2022	$ 366,000	$ 426,209	0.00	0.28	$ 309,428	52	$ 221,326
71-04-35-327-023.000-031	7131026-031	31g	0.38	510	12/24/2021	$ 242,000	$ 291,035	0.00	0.38	$ 151,572	52	$ 221,326
71-04-35-404-009.000-031	7131026-031	31g	0.30	510	8/31/2021	$ 358,000	$ 427,907	0.00	0.30	$ 287,072	52	$ 221,326
71-04-35-253-005.000-031	7131026-031	31g	0.44	510	8/23/2021	$ 345,000	$ 412,368	0.00	0.44	$ 189,082	52	$ 221,326
71-04-35-253-010.000-031	7131026-031	31g	0.35	510	7/28/2021	$ 312,000	$ 374,864	0.00	0.35	$ 211,845	52	$ 221,326
71-04-35-426-007.000-031	7131026-031	31g	0.28	510	7/1/2021	$ 250,000	$ 310,522	0.00	0.28	$ 225,439	52	$ 221,326
71-04-35-404-017.000-031	7131026-031	31g	0.65	510	5/7/2021	$ 321,000	$ 389,680	0.00	0.65	$ 119,974	52	$ 221,326
71-04-35-251-017.000-031	7131026-031	31g	0.28	510	12/3/2020	$ 255,000	$ 331,573	0.00	0.28	$ 240,722	52	$ 221,326
71-04-35-201-022.000-031	7131026-031	31g	0.34	510	11/30/2020	$ 222,000	$ 290,566	0.00	0.34	$ 173,384	52	$ 221,326
71-04-35-202-008.000-031	7131026-031	31g	0.39	510	11/16/2020	$ 192,000	$ 258,811	0.00	0.39	$ 132,680	52	$ 221,326
71-04-35-251-012.000-031	7131026-031	31g	0.32	510	10/9/2020	$ 240,000	$ 316,196	0.00	0.32	$ 196,204	52	$ 221,326
71-04-35-252-006.000-031	7131026-031	31g	0.30	510	9/18/2020	$ 299,900	$ 397,718	0.00	0.30	$ 268,599	52	$ 221,326
71-04-35-402-004.000-031	7131026-031	31g	0.23	510	9/4/2020	$ 281,855	$ 373,787	0.00	0.23	$ 327,741	52	$ 221,326
71-04-35-201-019.000-031	7131026-031	31g	0.31	510	8/3/2020	$ 220,000	$ 293,680	0.00	0.31	$ 189,185	52	$ 221,326
71-04-35-401-020.000-031	7131026-031	31g	0.28	510	6/26/2020	$ 228,000	$ 308,381	0.00	0.28	$ 223,885	52	$ 221,326
71-04-35-402-006.000-031	7131026-031	31g	0.32	510	5/28/2020	$ 285,000	$ 388,012	0.00	0.32	$ 242,320	52	$ 221,326
71-04-35-252-001.000-031	7131026-031	31g	0.31	510	4/30/2020	$ 278,000	$ 380,968	0.00	0.31	$ 249,174	52	$ 221,326
71-04-35-253-006.000-031	7131026-031	31g	0.51	510	4/30/2020	$ 289,000	$ 396,042	0.00	0.51	$ 156,747	52	$ 221,326
71-04-35-202-024.000-031	7131026-031	31g	0.28	510	4/29/2020	$ 220,000	$ 301,485	0.00	0.28	$ 218,878	52	$ 221,326
71-04-35-251-003.000-031	7131026-031	31g	0.34	510	4/24/2020	$ 225,091	$ 308,462	0.00	0.34	$ 179,155	52	$ 221,326
71-04-35-401-035.000-031	7131026-031	31g	0.29	510	3/27/2020	$ 243,000	$ 335,189	0.00	0.29	$ 230,989	52	$ 221,326
71-04-35-202-019.000-031	7131026-031	31g	0.28	510	2/25/2020	$ 222,000	$ 308,227	0.00	0.28	$ 223,773	52	$ 221,326
71-04-35-403-003.000-031	7131026-031	31g	0.28	510	11/18/2019	$ 284,900	$ 403,347	0.00	0.28	$ 285,688	52	$ 221,326
71-04-35-402-012.000-031	7131026-031	31g	0.48	510	10/28/2019	$ 283,000	$ 403,257	0.00	0.48	$ 169,228	52	$ 221,326
71-04-35-401-027.000-031	7131026-031	31g	0.23	510	10/18/2019	$ 267,000	$ 380,458	0.00	0.23	$ 334,601	52	$ 221,326
71-04-35-403-012.000-031	7131026-031	31g	0.28	510	10/14/2019	$ 239,000	$ 340,560	0.00	0.28	$ 247,246	52	$ 221,326
71-04-35-202-020.000-031	7131026-031	31g	0.41	510	10/8/2019	$ 210,000	$ 299,236	0.00	0.41	$ 144,830	52	$ 221,326
71-04-35-251-015.000-031	7131026-031	31g	0.28	510	7/26/2019	$ 268,000	$ 389,316	0.00	0.28	$ 282,644	52	$ 221,326
71-04-35-201-012.000-031	7131026-031	31g	0.31	510	7/12/2019	$ 210,000	$ 305,061	0.00	0.31	$ 197,085	52	$ 221,326
71-04-35-201-026.000-031	7131026-031	31g	0.28	510	6/7/2019	$ 175,000	$ 265,341	0.00	0.28	$ 192,637	52	$ 221,326

State Parcel Number	Neighborhood Code	Market Area	Acres	Property Class	Sale Date	Adj Sale Price	Time Adjusted Sale Price (TASP)	Res Excess Acres	Res Homesite/ Frontage Acres	TASP/Acre	NBHD Sale Count	Median TASP/Acre
71-04-36-351-003.000-031	7131027-031	31e	0.38	510	10/22/2024	$ 156,000	$ 156,828	0.00	0.38	$ 82,550	27	$ 47,717
71-04-36-451-013.000-031	7131027-031	31e	0.86	510	9/24/2024	$ 395,000	$ 397,472	0.00	0.86	$ 92,034	27	$ 47,717
71-04-36-376-003.000-031	7131027-031	31e	0.61	510	8/13/2024	$ 125,000	$ 125,654	0.00	0.61	$ 41,000	27	$ 47,717
71-04-36-376-004.000-031	7131027-031	31e	1.25	510	8/5/2024	$ 170,000	$ 172,106	0.00	1.25	$ 27,627	27	$ 47,717
71-09-01-102-004.000-031	7131027-031	31e	0.60	510	7/8/2024	$ 321,250	$ 325,122	0.00	0.60	$ 108,523	27	$ 47,717
71-04-36-451-012.000-031	7131027-031	31e	0.86	510	4/18/2024	$ 393,000	$ 401,868	0.00	0.86	$ 93,052	27	$ 47,717
71-04-35-426-029.000-031	7131027-031	31e	0.32	510	10/31/2023	$ 266,950	$ 281,882	0.00	0.32	$ 175,737	27	$ 47,717
71-04-36-377-003.000-031	7131027-031	31e	0.69	510	10/16/2023	$ 234,000	$ 247,089	0.00	0.69	$ 71,755	27	$ 47,717
71-09-01-176-007.000-031	7131027-031	31e	2.06	510	6/22/2023	$ 449,900	$ 480,471	1.06	1.00	$ 46,648	27	$ 47,717
71-09-01-176-008.000-031	7131027-031	31e	2.06	510	6/1/2023	$ 220,000	$ 237,303	1.06	1.00	$ 23,039	27	$ 47,717
71-04-36-377-007.000-031	7131027-031	31e	0.50	510	11/17/2022	$ 53,000	$ 56,215	0.00	0.44	$ 22,576	27	$ 47,717
71-04-36-301-009.000-031	7131027-031	31e	2.85	510	11/4/2022	$ 370,000	$ 409,098	1.85	1.00	$ 28,709	27	$ 47,717
71-04-36-351-013.000-031	7131027-031	31e	0.94	510	9/20/2022	$ 155,200	$ 179,428	0.00	0.94	$ 38,313	27	$ 47,717
71-09-01-105-001.000-031	7131027-031	31e	0.69	510	6/30/2022	$ 255,000	$ 295,264	0.00	0.69	$ 85,584	27	$ 47,717
71-04-36-351-020.000-031	7131027-031	31e	0.41	510	5/17/2022	$ 230,000	$ 267,982	0.00	0.41	$ 130,428	27	$ 47,717
71-04-36-351-004.000-031	7131027-031	31e	0.60	510	12/6/2021	$ 245,000	$ 294,643	0.00	0.60	$ 98,350	27	$ 47,717
71-09-01-127-007.000-031	7131027-031	31e	0.79	510	9/23/2021	$ 150,000	$ 188,414	0.00	0.79	$ 47,717	27	$ 47,717
71-09-01-126-010.000-031	7131027-031	31e	1.04	510	12/22/2020	$ 127,000	$ 164,396	0.04	1.00	$ 31,615	27	$ 47,717
71-09-01-102-008.000-031	7131027-031	31e	1.50	510	9/15/2020	$ 189,900	$ 259,615	0.50	1.00	$ 34,701	27	$ 47,717
71-04-36-351-008.000-031	7131027-031	31e	1.37	510	3/20/2020	$ 120,000	$ 165,757	0.37	1.00	$ 24,189	27	$ 47,717
71-04-36-301-014.000-031	7131027-031	31e	0.35	510	12/13/2019	$ 158,000	$ 229,997	0.00	0.35	$ 131,608	27	$ 47,717
71-04-36-301-021.000-031	7131027-031	31e	0.40	510	11/14/2019	$ 75,000	$ 93,887	0.00	0.40	$ 46,944	27	$ 47,717
71-04-35-426-030.000-031	7131027-031	31e	1.17	510	11/6/2019	$ 175,000	$ 256,500	0.00	1.17	$ 43,688	27	$ 47,717
71-09-01-126-018.000-031	7131027-031	31e	0.76	510	8/30/2019	$ 168,900	$ 252,669	0.00	0.76	$ 66,705	27	$ 47,717
71-04-35-404-019.000-031	7131027-031	31e	0.50	510	8/23/2019	$ 200,000	$ 299,194	0.00	0.50	$ 118,832	27	$ 47,717
71-04-36-301-005.000-031	7131027-031	31e	1.20	510	5/10/2019	$ 185,050	$ 282,457	0.00	0.95	$ 47,076	27	$ 47,717
71-04-36-377-004.000-031	7131027-031	31e	0.77	510	3/21/2019	$ 124,000	$ 186,931	0.00	0.77	$ 48,730	27	$ 47,717
71-05-31-328-009.000-031	7131028-031	31d	0.48	510	12/12/2024	$ 250,000	$ 250,000	0.00	0.48	$ 104,211	27	$ 103,486
71-05-31-326-011.000-031	7131028-031	31d	1.00	510	10/9/2024	$ 300,000	$ 301,430	0.00	1.00	$ 60,286	27	$ 103,486
71-05-31-328-001.000-031	7131028-031	31d	0.51	510	9/17/2024	$ 279,906	$ 282,058	0.00	0.51	$ 110,192	27	$ 103,486
71-05-31-326-013.000-031	7131028-031	31d	0.69	510	8/30/2024	$ 275,000	$ 278,003	0.00	0.69	$ 80,732	27	$ 103,486
71-05-31-328-006.000-031	7131028-031	31d	0.51	510	5/24/2024	$ 215,000	$ 219,783	0.00	0.51	$ 85,863	27	$ 103,486
71-05-31-403-004.000-031	7131028-031	31d	0.40	510	5/15/2024	$ 260,000	$ 265,784	0.00	0.40	$ 132,519	27	$ 103,486
71-05-31-251-010.000-031	7131028-031	31d	0.47	510	4/17/2024	$ 225,000	$ 230,961	0.00	0.47	$ 99,120	27	$ 103,486
71-05-31-451-003.000-031	7131028-031	31d	1.77	510	9/26/2023	$ 655,000	$ 689,750	0.77	1.00	$ 78,159	27	$ 103,486
71-05-31-326-010.000-031	7131028-031	31d	0.69	510	6/13/2023	$ 205,000	$ 223,530	0.00	0.69	$ 64,913	27	$ 103,486
71-05-31-453-002.000-031	7131028-031	31d	0.77	510	9/21/2022	$ 250,000	$ 284,180	0.00	0.77	$ 73,813	27	$ 103,486
71-05-31-401-018.000-031	7131028-031	31d	0.57	510	7/14/2022	$ 195,000	$ 228,516	0.00	0.57	$ 80,263	27	$ 103,486
71-05-31-401-016.000-031	7131028-031	31d	0.44	510	6/17/2022	$ 180,000	$ 212,383	0.00	0.44	$ 96,538	27	$ 103,486
71-05-31-404-011.000-031	7131028-031	31d	0.39	510	6/16/2022	$ 235,000	$ 272,106	0.00	0.39	$ 139,038	27	$ 103,486
71-10-05-103-019.000-031	7131028-031	31d	0.41	510	1/4/2022	$ 210,500	$ 251,540	0.00	0.41	$ 123,984	27	$ 103,486
71-05-31-403-009.000-031	7131028-031	31d	0.37	510	12/9/2021	$ 175,000	$ 215,241	0.00	0.37	$ 116,038	27	$ 103,486
71-05-31-401-013.000-031	7131028-031	31d	0.36	510	9/27/2021	$ 190,000	$ 238,658	0.00	0.36	$ 134,141	27	$ 103,486
71-05-31-251-001.000-031	7131028-031	31d	0.41	510	6/18/2021	$ 210,000	$ 262,542	0.00	0.41	$ 128,138	27	$ 103,486
71-05-32-201-003.000-031	7131028-031	31d	0.73	510	5/24/2021	$ 235,000	$ 295,720	0.00	0.73	$ 80,578	27	$ 103,486
71-05-31-402-002.000-031	7131028-031	31d	0.37	510	11/3/2020	$ 184,900	$ 249,241	0.00	0.37	$ 133,418	27	$ 103,486
71-05-31-405-004.000-031	7131028-031	31d	0.46	510	9/4/2020	$ 139,000	$ 183,842	0.00	0.46	$ 79,289	27	$ 103,486
71-05-31-405-003.000-031	7131028-031	31d	0.46	510	5/5/2020	$ 197,500	$ 277,692	0.00	0.46	$ 119,765	27	$ 103,486
71-05-31-251-006.000-031	7131028-031	31d	0.50	510	10/31/2019	$ 194,900	$ 287,629	0.00	0.50	$ 114,552	27	$ 103,486
71-05-31-403-008.000-031	7131028-031	31d	0.38	510	9/9/2019	$ 205,000	$ 304,602	0.00	0.38	$ 159,237	27	$ 103,486
71-05-31-451-008.000-031	7131028-031	31d	0.61	510	7/19/2019	$ 157,500	$ 237,210	0.00	0.61	$ 78,102	27	$ 103,486
71-05-31-402-004.000-031	7131028-031	31d	0.48	510	5/17/2019	$ 189,900	$ 289,860	0.00	0.48	$ 122,005	27	$ 103,486
71-05-31-401-019.000-031	7131028-031	31d	0.54	510	1/11/2019	$ 178,900	$ 280,333	0.00	0.54	$ 103,486	27	$ 103,486
71-05-31-405-013.000-031	7131028-031	31d	0.53	510	1/8/2019	$ 158,000	$ 247,583	0.00	0.53	$ 92,852	27	$ 103,486

State Parcel Number	Neighborhood Code	Market Area	Acres	Property Class	Sale Date	Adj Sale Price	Time Adjusted Sale Price (TASP)	Res Excess Acres	Res Homesite/ Frontage Acres	TASP/Acre	NBHD Sale Count	Median TASP/Acre
71-05-31-377-010.000-031	7131029-031	31f	0.36	510	11/22/2024	$ 294,500	$ 295,145	0.00	0.36	$ 165,464	5	$ 178,657
71-05-31-377-003.000-031	7131029-031	31f	0.35	510	8/9/2024	$ 375,000	$ 378,382	0.00	0.35	$ 218,020	5	$ 178,657
71-05-31-376-009.000-031	7131029-031	31f	0.35	510	6/20/2023	$ 329,000	$ 351,356	0.00	0.35	$ 202,716	5	$ 178,657
71-05-31-379-002.000-031	7131029-031	31f	0.39	510	7/21/2020	$ 255,000	$ 342,644	0.00	0.39	$ 175,348	5	$ 178,657
71-05-31-377-011.000-031	7131029-031	31f	0.33	510	11/6/2019	$ 199,500	$ 292,410	0.00	0.33	$ 178,657	5	$ 178,657

State Parcel Number	Neighborhood Code	Market Area	Acres	Property Class	Sale Date	Adj Sale Price	Time Adjusted Sale Price (TASP)	Res Excess Acres	Res Homesite/ Frontage Acres	TASP/Acre	NBHD Sale Count	Median TASP/Acre
71-10-05-227-008.000-031	7131030-031	31f	0.37	510	12/17/2024	$ 325,000	$ 325,000	0.00	0.37	$ 176,963	43	$ 180,443
71-10-05-277-002.000-031	7131030-031	31f	0.39	510	10/11/2024	$ 280,000	$ 281,335	0.00	0.39	$ 144,772	43	$ 180,443
71-10-05-201-001.000-031	7131030-031	31f	0.30	510	8/30/2024	$ 296,000	$ 299,233	0.00	0.30	$ 202,087	43	$ 180,443
71-10-05-177-007.000-031	7131030-031	31f	0.31	510	8/23/2024	$ 395,000	$ 398,562	0.00	0.31	$ 253,524	43	$ 180,443
71-10-05-127-008.000-031	7131030-031	31f	0.28	510	8/9/2024	$ 260,000	$ 262,840	0.00	0.28	$ 190,822	43	$ 180,443
71-10-05-227-005.000-031	7131030-031	31f	0.49	510	7/26/2024	$ 435,000	$ 440,243	0.00	0.49	$ 180,506	43	$ 180,443
71-10-05-204-011.000-031	7131030-031	31f	0.28	510	7/11/2024	$ 325,000	$ 328,917	0.00	0.28	$ 238,794	43	$ 180,443
71-05-33-301-013.000-031	7131030-031	31f	0.36	510	6/10/2024	$ 474,900	$ 482,184	0.00	0.36	$ 264,950	43	$ 180,443
71-05-33-328-012.000-031	7131030-031	31f	0.66	510	4/30/2024	$ 375,000	$ 383,462	0.00	0.66	$ 116,142	43	$ 180,443
71-05-32-451-005.000-031	7131030-031	31f	1.50	510	4/24/2024	$ 455,000	$ 465,267	0.50	1.00	$ 62,036	43	$ 180,443
71-05-32-377-002.000-031	7131030-031	31f	0.38	510	4/23/2024	$ 310,000	$ 316,995	0.00	0.38	$ 165,369	43	$ 180,443
71-10-04-103-016.000-031	7131030-031	31f	0.39	510	3/12/2024	$ 365,000	$ 374,660	0.00	0.39	$ 189,770	43	$ 180,443
71-10-05-127-010.000-031	7131030-031	31f	0.28	510	2/23/2024	$ 240,000	$ 248,544	0.00	0.28	$ 180,443	43	$ 180,443
71-10-05-203-016.000-031	7131030-031	31f	0.30	510	12/15/2023	$ 247,900	$ 259,164	0.00	0.30	$ 174,216	43	$ 180,443
71-05-32-476-014.000-031	7131030-031	31f	0.48	510	8/24/2023	$ 290,000	$ 309,436	0.00	0.48	$ 128,372	43	$ 180,443
71-10-05-202-015.000-031	7131030-031	31f	0.30	510	8/2/2023	$ 352,500	$ 372,916	0.00	0.30	$ 250,682	43	$ 180,443
71-10-05-277-003.000-031	7131030-031	31f	0.37	510	7/12/2023	$ 300,000	$ 321,831	0.00	0.37	$ 171,853	43	$ 180,443
71-10-05-202-002.000-031	7131030-031	31f	0.30	510	7/6/2023	$ 265,000	$ 284,284	0.00	0.30	$ 191,102	43	$ 180,443
71-10-04-105-001.000-031	7131030-031	31f	0.63	510	6/9/2023	$ 362,375	$ 386,999	0.00	0.63	$ 122,390	43	$ 180,443
71-10-05-227-010.000-031	7131030-031	31f	0.37	510	6/1/2023	$ 351,000	$ 374,851	0.00	0.37	$ 204,106	43	$ 180,443
71-10-05-226-004.000-031	7131030-031	31f	1.50	500	5/22/2023	$ 6,000	$ 6,228	1.50	0.00	$ 4,152	43	$ 180,443
71-05-32-451-011.000-031	7131030-031	31f	0.76	510	4/28/2023	$ 286,700	$ 312,725	0.00	0.76	$ 82,296	43	$ 180,443
71-05-32-451-004.000-031	7131030-031	31f	0.91	510	3/2/2023	$ 377,900	$ 409,518	0.00	0.91	$ 89,596	43	$ 180,443
71-10-05-229-012.000-031	7131030-031	31f	0.37	510	1/5/2023	$ 315,000	$ 344,778	0.00	0.37	$ 187,732	43	$ 180,443
71-10-05-278-010.000-031	7131030-031	31f	0.29	510	10/21/2022	$ 315,000	$ 350,070	0.00	0.29	$ 240,161	43	$ 180,443
71-10-05-203-015.000-031	7131030-031	31f	0.30	510	8/31/2022	$ 275,000	$ 314,514	0.00	0.30	$ 211,423	43	$ 180,443
71-05-33-326-002.000-031	7131030-031	31f	0.40	510	7/29/2022	$ 270,100	$ 310,817	0.00	0.40	$ 153,854	43	$ 180,443
71-05-32-476-017.000-031	7131030-031	31f	1.79	510	7/22/2022	$ 289,900	$ 333,602	0.79	1.00	$ 37,274	43	$ 180,443
71-10-05-177-002.000-031	7131030-031	31f	0.34	510	5/23/2022	$ 400,000	$ 456,176	0.00	0.34	$ 265,904	43	$ 180,443
71-05-32-376-005.000-031	7131030-031	31f	0.42	510	5/2/2022	$ 250,000	$ 291,285	0.00	0.42	$ 137,172	43	$ 180,443
71-10-05-177-009.000-031	7131030-031	31f	0.35	510	1/14/2022	$ 320,000	$ 372,642	0.00	0.35	$ 214,997	43	$ 180,443
71-10-05-229-011.000-031	7131030-031	31f	0.37	510	12/14/2021	$ 322,000	$ 376,936	0.00	0.37	$ 205,242	43	$ 180,443
71-10-05-127-002.000-031	7131030-031	31f	0.28	510	12/3/2021	$ 200,000	$ 245,990	0.00	0.28	$ 178,588	43	$ 180,443
71-10-05-203-006.000-031	7131030-031	31f	0.30	510	10/8/2021	$ 200,000	$ 249,460	0.00	0.30	$ 167,692	43	$ 180,443
71-10-05-202-012.000-031	7131030-031	31f	0.30	510	8/23/2021	$ 245,000	$ 302,341	0.00	0.30	$ 203,240	43	$ 180,443
71-10-05-277-006.000-031	7131030-031	31f	0.32	510	8/20/2021	$ 250,000	$ 308,511	0.00	0.32	$ 190,108	43	$ 180,443
71-10-05-279-009.000-031	7131030-031	31f	0.35	510	7/27/2021	$ 215,000	$ 267,049	0.00	0.35	$ 152,599	43	$ 180,443
71-05-33-328-018.000-031	7131030-031	31f	0.64	510	7/21/2021	$ 425,000	$ 510,631	0.00	0.64	$ 158,574	43	$ 180,443
71-10-05-276-006.000-031	7131030-031	31f	0.26	510	6/16/2021	$ 285,000	$ 356,307	0.00	0.26	$ 272,533	43	$ 180,443
71-10-05-277-016.000-031	7131030-031	31f	0.23	510	4/22/2021	$ 235,000	$ 297,659	0.00	0.23	$ 263,537	43	$ 180,443
71-10-05-227-011.000-031	7131030-031	31f	0.37	510	1/20/2021	$ 255,000	$ 329,404	0.00	0.37	$ 176,329	43	$ 180,443
71-10-05-203-002.000-031	7131030-031	31f	0.30	510	12/2/2020	$ 190,000	$ 254,313	0.00	0.30	$ 170,955	43	$ 180,443
71-10-05-278-008.000-031	7131030-031	31f	0.33	510	6/28/2019	$ 222,000	$ 324,557	0.00	0.33	$ 196,357	43	$ 180,443

State Parcel Number	Neighborhood Code	Market Area	Acres	Property Class	Sale Date	Adj Sale Price	Time Adjusted Sale Price (TASP)	Res Excess Acres	Res Homesite/ Frontage Acres	TASP/Acre	NBHD Sale Count	Median TASP/Acre
71-05-33-151-004.000-031	7131033-031	31f	0.42	510	12/13/2024	$ 310,000	$ 310,000	0.00	0.42	$ 147,516	51	$ 156,769
71-05-33-279-002.000-031	7131033-031	31f	0.36	510	12/3/2024	$ 259,900	$ 259,900	0.00	0.36	$ 146,081	51	$ 156,769
71-05-33-226-011.000-031	7131033-031	31f	4.40	510	10/15/2024	$ 442,264	$ 443,948	3.40	1.00	$ 20,179	51	$ 156,769
71-05-33-279-004.000-031	7131033-031	31f	0.39	510	10/9/2024	$ 298,900	$ 300,325	0.00	0.39	$ 153,908	51	$ 156,769
71-05-33-176-012.000-031	7131033-031	31f	0.35	510	9/25/2024	$ 285,000	$ 287,191	0.00	0.35	$ 164,055	51	$ 156,769
71-05-33-251-003.000-031	7131033-031	31f	0.35	510	9/12/2024	$ 299,900	$ 302,205	0.00	0.35	$ 173,211	51	$ 156,769
71-05-33-277-014.000-031	7131033-031	31f	0.53	510	7/15/2024	$ 295,000	$ 299,260	0.00	0.53	$ 113,869	51	$ 156,769
71-05-33-253-024.000-031	7131033-031	31f	0.53	510	7/8/2024	$ 314,900	$ 318,696	0.00	0.53	$ 120,194	51	$ 156,769
71-05-33-253-003.000-031	7131033-031	31f	0.40	510	7/3/2024	$ 320,000	$ 323,857	0.00	0.40	$ 163,780	51	$ 156,769
71-05-33-278-007.000-031	7131033-031	31f	0.41	510	5/3/2024	$ 278,000	$ 284,184	0.00	0.41	$ 139,877	51	$ 156,769
71-05-33-254-007.000-031	7131033-031	31f	0.36	510	4/26/2024	$ 287,750	$ 295,373	0.00	0.36	$ 163,384	51	$ 156,769
71-05-33-178-026.000-031	7131033-031	31f	0.40	510	4/23/2024	$ 310,000	$ 316,995	0.00	0.40	$ 159,376	51	$ 156,769
71-05-33-126-010.000-031	7131033-031	31f	0.25	510	4/9/2024	$ 385,000	$ 393,687	0.00	0.25	$ 320,243	51	$ 156,769
71-05-33-276-008.000-031	7131033-031	31f	0.34	510	12/14/2023	$ 255,000	$ 266,587	0.00	0.34	$ 154,834	51	$ 156,769
71-05-33-152-004.000-031	7131033-031	31f	0.51	510	11/27/2023	$ 279,900	$ 294,065	0.00	0.51	$ 114,945	51	$ 156,769
71-05-33-177-003.000-031	7131033-031	31f	0.37	510	8/25/2023	$ 293,000	$ 312,637	0.00	0.37	$ 168,129	51	$ 156,769
71-05-33-152-014.000-031	7131033-031	31f	0.52	510	8/17/2023	$ 379,000	$ 400,951	0.00	0.52	$ 154,712	51	$ 156,769
71-05-33-103-003.000-031	7131033-031	31f	0.41	510	8/8/2023	$ 372,000	$ 393,546	0.00	0.41	$ 191,220	51	$ 156,769
71-05-33-156-012.000-031	7131033-031	31f	0.34	510	8/7/2023	$ 278,000	$ 296,632	0.00	0.34	$ 172,283	51	$ 156,769
71-05-33-276-007.000-031	7131033-031	31f	0.34	510	5/22/2023	$ 255,000	$ 276,586	0.00	0.34	$ 160,641	51	$ 156,769
71-05-33-180-006.000-031	7131033-031	31f	0.35	510	5/18/2023	$ 303,500	$ 329,192	0.00	0.35	$ 186,204	51	$ 156,769
71-05-33-101-008.000-031	7131033-031	31f	0.34	510	3/23/2023	$ 280,000	$ 307,165	0.00	0.34	$ 181,499	51	$ 156,769
71-05-33-278-003.000-031	7131033-031	31f	0.39	510	3/10/2023	$ 185,000	$ 205,585	0.00	0.39	$ 105,979	51	$ 156,769
71-05-33-256-003.000-031	7131033-031	31f	0.35	510	12/7/2022	$ 245,000	$ 273,519	0.00	0.35	$ 156,769	51	$ 156,769
71-05-33-328-002.000-031	7131033-031	31f	0.49	510	11/15/2022	$ 390,000	$ 431,211	0.00	0.49	$ 176,786	51	$ 156,769
71-05-33-177-007.000-031	7131033-031	31f	0.35	510	11/1/2022	$ 335,000	$ 370,400	0.00	0.35	$ 211,573	51	$ 156,769
71-05-33-279-015.000-031	7131033-031	31f	0.34	510	10/18/2022	$ 254,000	$ 286,981	0.00	0.34	$ 166,679	51	$ 156,769
71-05-33-155-006.000-031	7131033-031	31f	0.34	510	9/1/2022	$ 274,500	$ 312,030	0.00	0.34	$ 181,227	51	$ 156,769
71-05-33-253-013.000-031	7131033-031	31f	0.52	510	8/24/2022	$ 265,000	$ 303,077	0.00	0.52	$ 117,592	51	$ 156,769
71-05-33-156-011.000-031	7131033-031	31f	0.34	510	7/22/2022	$ 275,000	$ 316,455	0.00	0.34	$ 183,797	51	$ 156,769
71-05-33-156-005.000-031	7131033-031	31f	0.36	510	7/19/2022	$ 300,000	$ 345,224	0.00	0.36	$ 190,958	51	$ 156,769
71-05-33-179-003.000-031	7131033-031	31f	0.34	510	6/27/2022	$ 304,300	$ 352,349	0.00	0.34	$ 204,644	51	$ 156,769
71-05-33-279-010.000-031	7131033-031	31f	0.44	510	6/21/2022	$ 238,000	$ 275,580	0.00	0.44	$ 124,191	51	$ 156,769
71-05-33-101-002.000-031	7131033-031	31f	0.67	510	6/16/2022	$ 400,000	$ 453,809	0.00	0.67	$ 135,778	51	$ 156,769
71-05-33-278-004.000-031	7131033-031	31f	0.38	510	6/2/2022	$ 168,000	$ 198,224	0.00	0.38	$ 105,623	51	$ 156,769
71-05-33-279-009.000-031	7131033-031	31f	0.43	510	5/20/2022	$ 255,123	$ 297,254	0.00	0.43	$ 139,756	51	$ 156,769
71-05-33-279-020.000-031	7131033-031	31f	0.35	510	5/12/2022	$ 257,200	$ 299,674	0.00	0.35	$ 171,479	51	$ 156,769
71-05-33-301-003.000-031	7131033-031	31f	4.68	510	4/11/2022	$ 615,113	$ 705,166	3.68	1.00	$ 30,135	51	$ 156,769
71-05-33-276-004.000-031	7131033-031	31f	0.34	510	3/10/2022	$ 257,000	$ 303,230	0.00	0.34	$ 176,116	51	$ 156,769
71-05-33-157-008.000-031	7131033-031	31f	0.34	510	2/7/2022	$ 245,000	$ 290,909	0.00	0.34	$ 168,960	51	$ 156,769
71-05-33-104-007.000-031	7131033-031	31f	0.53	510	1/7/2022	$ 350,000	$ 407,577	0.00	0.53	$ 154,316	51	$ 156,769
71-05-33-178-025.000-031	7131033-031	31f	0.36	510	11/12/2021	$ 240,000	$ 290,488	0.00	0.36	$ 160,681	51	$ 156,769
71-05-33-279-006.000-031	7131033-031	31f	0.39	510	10/29/2021	$ 215,000	$ 261,910	0.00	0.39	$ 134,221	51	$ 156,769
71-05-33-152-006.000-031	7131033-031	31f	0.38	510	10/20/2021	$ 279,900	$ 340,970	0.00	0.38	$ 180,437	51	$ 156,769
71-05-33-278-006.000-031	7131033-031	31f	0.34	510	10/12/2021	$ 210,000	$ 255,819	0.00	0.34	$ 148,579	51	$ 156,769
71-05-33-351-008.000-031	7131033-031	31f	4.27	510	7/21/2021	$ 380,000	$ 456,565	3.27	1.00	$ 21,385	51	$ 156,769
71-05-32-226-001.000-031	7131033-031	31f	1.58	510	2/12/2021	$ 170,000	$ 224,351	0.58	1.00	$ 28,381	51	$ 156,769
71-05-33-180-005.000-031	7131033-031	31f	0.35	510	1/8/2021	$ 194,900	$ 259,036	0.00	0.35	$ 149,452	51	$ 156,769
71-05-33-226-012.000-031	7131033-031	31f	8.50	510	7/8/2020	$ 275,000	$ 369,519	0.29	1.00	$ 8,695	51	$ 156,769
71-05-33-255-004.000-031	7131033-031	31f	0.34	510	5/29/2020	$ 215,000	$ 292,711	0.00	0.34	$ 170,006	51	$ 156,769
71-05-33-376-006.000-031	7131033-031	31f	7.57	510	7/30/2019	$ 500,000	$ 673,468	2.26	1.00	$ 17,793	51	$ 156,769

State Parcel Number	Neighborhood Code	Market Area	Acres	Property Class	Sale Date	Adj Sale Price	Time Adjusted Sale Price (TASP)	Res Excess Acres	Res Homesite/ Frontage Acres	TASP/Acre	NBHD Sale Count	Median TASP/Acre
71-05-33-428-014.000-031	7131035-031	31e	0.64	510	7/10/2020	$ 149,000	$ 206,585	0.00	0.64	$ 64,974	1	$ 64,974

State Parcel Number	Neighborhood Code	Market Area	Acres	Property Class	Sale Date	Adj Sale Price	Time Adjusted Sale Price (TASP)	Res Excess Acres	Res Homesite/ Frontage Acres	TASP/Acre	NBHD Sale Count	Median TASP/Acre
71-04-34-477-027.000-022	7131037-022	22e	2.50	510	8/11/2022	$ 220,000	$ 251,611	1.50	1.00	$ 20,129	1	$ 20,129

State Parcel Number	Neighborhood Code	Market Area	Acres	Property Class	Sale Date	Adj Sale Price	Time Adjusted Sale Price (TASP)	Res Excess Acres	Res Homesite/ Frontage Acres	TASP/Acre	NBHD Sale Count	Median TASP/Acre
71-04-35-451-008.000-031	7131037-031	31e	0.67	510	11/8/2024	$ 177,000	$ 177,425	0.00	0.67	$ 52,963	70	$ 19,379
71-10-21-100-009.000-031	7131037-031	31e	3.14	511	11/8/2024	$ 565,000	$ 565,964	2.14	1.00	$ 36,049	70	$ 19,379
71-10-06-401-012.000-031	7131037-031	31e	4.40	511	9/30/2024	$ 490,000	$ 493,066	3.40	1.00	$ 22,407	70	$ 19,379
71-04-35-377-002.000-031	7131037-031	31e	0.96	510	9/6/2024	$ 235,000	$ 236,806	0.00	0.96	$ 49,335	70	$ 19,379
71-09-02-426-003.000-031	7131037-031	31e	4.63	511	7/15/2024	$ 240,000	$ 243,466	3.63	1.00	$ 10,521	70	$ 19,379
71-05-33-301-004.000-031	7131037-031	31e	4.84	510	6/27/2024	$ 200,000	$ 204,172	3.84	1.00	$ 8,437	70	$ 19,379
71-10-06-277-004.000-031	7131037-031	31e	4.98	510	5/31/2024	$ 210,000	$ 214,672	3.98	1.00	$ 8,619	70	$ 19,379
71-04-36-151-006.000-031	7131037-031	31e	1.41	500	5/22/2024	$ 55,000	$ 55,333	0.41	1.00	$ 39,243	70	$ 19,379
71-04-34-454-001.000-031	7131037-031	31e	5.00	511	3/18/2024	$ 400,000	$ 410,587	3.95	1.00	$ 16,423	70	$ 19,379
71-09-03-401-003.000-031	7131037-031	31e	2.47	510	2/5/2024	$ 205,000	$ 213,406	1.47	1.00	$ 17,304	70	$ 19,379
71-10-30-301-013.000-031	7131037-031	31e	0.57	510	1/24/2024	$ 125,000	$ 128,659	0.00	0.57	$ 45,144	70	$ 19,379
71-04-36-476-005.000-031	7131037-031	31e	6.50	510	12/15/2023	$ 280,000	$ 292,723	5.30	1.00	$ 9,007	70	$ 19,379
71-04-35-451-002.000-031	7131037-031	31e	4.00	511	12/8/2023	$ 205,000	$ 215,734	2.94	1.00	$ 10,787	70	$ 19,379
71-04-36-476-008.000-031	7131037-031	31e	4.84	511	12/6/2023	$ 272,500	$ 284,882	3.84	1.00	$ 11,779	70	$ 19,379
71-09-02-477-003.000-031	7131037-031	31e	1.60	500	11/7/2023	$ 15,000	$ 15,291	1.60	0.00	$ 9,581	70	$ 19,379
71-05-33-201-006.000-031	7131037-031	31e	6.12	510	10/20/2023	$ 950,000	$ 995,884	5.12	1.00	$ 32,545	70	$ 19,379
71-04-35-404-008.000-031	7131037-031	31e	4.66	510	9/25/2023	$ 272,000	$ 288,703	3.66	1.00	$ 12,391	70	$ 19,379
71-10-04-481-004.000-031	7131037-031	31e	4.63	510	9/8/2023	$ 205,000	$ 219,493	3.63	1.00	$ 9,481	70	$ 19,379
71-04-34-426-017.000-031	7131037-031	31e	0.48	510	8/1/2023	$ 230,000	$ 245,415	0.00	0.48	$ 102,256	70	$ 19,379
71-09-01-251-004.000-031	7131037-031	31e	4.15	511	6/19/2023	$ 280,000	$ 302,021	3.15	1.00	$ 14,555	70	$ 19,379
71-04-35-376-006.000-031	7131037-031	31e	2.00	511	5/5/2023	$ 285,000	$ 309,126	0.97	1.00	$ 30,913	70	$ 19,379
71-04-35-202-004.000-031	7131037-031	31e	0.50	510	5/2/2023	$ 171,000	$ 187,626	0.00	0.44	$ 75,050	70	$ 19,379
71-10-20-276-004.000-031	7131037-031	31e	5.00	510	4/10/2023	$ 710,000	$ 765,625	1.40	1.00	$ 30,625	70	$ 19,379
71-04-36-451-001.000-031	7131037-031	31e	0.88	510	3/31/2023	$ 250,000	$ 274,254	0.00	0.88	$ 62,331	70	$ 19,379
71-09-34-300-001.000-031	7131037-031	31e	5.00	510	2/24/2023	$ 350,000	$ 381,172	2.43	1.00	$ 15,247	70	$ 19,379
71-04-36-151-001.000-031	7131037-031	31e	0.78	510	2/23/2023	$ 370,000	$ 402,953	0.00	0.78	$ 102,782	70	$ 19,379
71-04-35-451-004.000-031	7131037-031	31e	1.76	510	12/14/2022	$ 130,000	$ 143,288	0.76	1.00	$ 16,283	70	$ 19,379
71-10-30-351-002.000-031	7131037-031	31e	5.00	510	11/17/2022	$ 186,000	$ 212,177	4.00	1.00	$ 8,487	70	$ 19,379
71-09-36-100-007.000-031	7131037-031	31e	3.38	510	10/7/2022	$ 417,075	$ 463,509	2.38	1.00	$ 27,427	70	$ 19,379
71-09-34-400-012.000-031	7131037-031	31e	3.00	511	8/30/2022	$ 522,800	$ 587,013	1.79	1.00	$ 39,130	70	$ 19,379
71-10-20-400-011.000-031	7131037-031	31e	6.00	511	7/27/2022	$ 250,000	$ 287,687	1.43	1.00	$ 9,590	70	$ 19,379
71-09-29-201-004.000-031	7131037-031	31e	5.00	510	7/25/2022	$ 200,000	$ 234,375	4.00	1.00	$ 9,375	70	$ 19,379
71-09-02-426-001.000-031	7131037-031	31e	1.27	510	7/12/2022	$ 37,500	$ 40,413	1.27	0.00	$ 6,356	70	$ 19,379
71-09-21-426-002.000-031	7131037-031	31e	9.20	510	7/5/2022	$ 1,010,500	$ 1,140,500	8.20	1.00	$ 24,785	70	$ 19,379
71-04-35-376-001.000-031	7131037-031	31e	0.82	510	6/10/2022	$ 148,000	$ 174,626	0.00	0.82	$ 42,592	70	$ 19,379
71-15-05-300-007.000-031	7131037-031	31e	18.18	512	5/31/2022	$ 1,100,000	$ 1,254,484	3.31	1.00	$ 13,801	70	$ 19,379
71-09-02-402-001.000-031	7131037-031	31e	5.00	511	5/23/2022	$ 252,000	$ 293,615	4.00	1.00	$ 11,745	70	$ 19,379
71-09-26-351-002.000-031	7131037-031	31e	5.60	599	5/12/2022	$ 50,000	$ 54,334	5.60	0.00	$ 1,941	70	$ 19,379
71-10-21-300-032.000-031	7131037-031	31e	5.00	511	5/2/2022	$ 225,000	$ 262,157	3.55	1.00	$ 10,486	70	$ 19,379
71-04-35-426-020.000-031	7131037-031	31e	1.24	510	4/21/2022	$ 140,000	$ 162,293	0.24	1.00	$ 26,176	70	$ 19,379
71-09-01-251-002.000-031	7131037-031	31e	6.00	511	11/29/2021	$ 225,000	$ 272,332	5.00	1.00	$ 9,078	70	$ 19,379
71-10-17-178-011.000-031	7131037-031	31e	2.24	510	11/12/2021	$ 233,000	$ 282,015	1.24	1.00	$ 25,180	70	$ 19,379
71-04-34-426-015.000-031	7131037-031	31e	0.48	510	10/11/2021	$ 199,000	$ 248,213	0.00	0.48	$ 103,422	70	$ 19,379
71-10-30-100-004.000-031	7131037-031	31e	19.70	512	9/10/2021	$ 480,000	$ 570,754	6.70	1.00	$ 5,794	70	$ 19,379
71-04-36-377-024.000-031	7131037-031	31e	3.05	510	8/31/2021	$ 700,000	$ 836,689	1.54	1.00	$ 54,922	70	$ 19,379
71-04-36-377-025.000-031	7131037-031	31e	3.94	510	8/31/2021	$ 700,000	$ 836,689	2.93	1.00	$ 42,476	70	$ 19,379
71-04-36-451-006.000-031	7131037-031	31e	4.97	510	8/24/2021	$ 200,000	$ 252,993	0.00	1.00	$ 10,181	70	$ 19,379
71-04-35-476-001.000-031	7131037-031	31e	1.89	510	7/23/2021	$ 238,000	$ 295,617	0.89	1.00	$ 31,282	70	$ 19,379
71-10-20-276-006.000-031	7131037-031	31e	4.99	510	6/18/2021	$ 300,000	$ 375,060	2.10	1.00	$ 15,032	70	$ 19,379
71-04-35-476-015.000-031	7131037-031	31e	1.44	510	4/30/2021	$ 266,000	$ 336,924	0.44	1.00	$ 46,795	70	$ 19,379
71-10-30-400-011.000-031	7131037-031	31e	9.36	510	4/13/2021	$ 750,000	$ 915,156	5.46	1.00	$ 19,555	70	$ 19,379
71-14-01-400-005.000-031	7131037-031	31e	2.64	510	3/3/2021	$ 665,000	$ 815,598	1.64	1.00	$ 61,788	70	$ 19,379
71-10-28-176-003.000-031	7131037-031	31e	4.69	510	2/4/2021	$ 242,500	$ 311,208	3.69	1.00	$ 13,285	70	$ 19,379
71-14-03-200-017.000-031	7131037-031	31e	5.00	599	1/22/2021	$ 86,000	$ 100,515	5.00	0.00	$ 4,021	70	$ 19,379
71-09-02-151-007.000-031	7131037-031	31e	4.92	510	12/23/2020	$ 184,000	$ 246,282	3.92	1.00	$ 10,004	70	$ 19,379
71-04-35-451-007.000-031	7131037-031	31e	0.40	510	10/16/2020	$ 80,000	$ 94,868	0.36	0.00	$ 47,434	70	$ 19,379
71-10-17-177-009.000-031	7131037-031	31e	1.56	510	9/16/2020	$ 145,000	$ 198,232	0.56	1.00	$ 25,414	70	$ 19,379
71-09-21-452-001.000-031	7131037-031	31e	2.11	510	8/20/2020	$ 138,710	$ 184,785	0.00	1.00	$ 17,515	70	$ 19,379
71-09-03-251-008.000-031	7131037-031	31e	7.06	511	6/26/2020	$ 180,000	$ 251,322	6.06	1.00	$ 7,120	70	$ 19,379
71-04-34-426-016.000-031	7131037-031	31e	0.48	510	4/24/2020	$ 195,000	$ 276,098	0.00	0.48	$ 115,041	70	$ 19,379
71-04-35-476-008.000-031	7131037-031	31e	0.42	510	3/10/2020	$ 132,793	$ 183,428	0.00	0.42	$ 86,380	70	$ 19,379
71-09-02-426-012.000-031	7131037-031	31e	1.43	510	3/6/2020	$ 340,000	$ 442,232	0.43	1.00	$ 62,063	70	$ 19,379
71-04-35-327-003.000-031	7131037-031	31e	0.67	511	2/14/2020	$ 157,900	$ 226,698	0.00	0.67	$ 67,222	70	$ 19,379

State Parcel Number	Neighborhood Code	Market Area	Acres	Property Class	Sale Date	Adj Sale Price	Time Adjusted Sale Price (TASP)	Res Excess Acres	Res Homesite/ Frontage Acres	TASP/Acre	NBHD Sale Count	Median TASP/Acre
71-10-04-326-009.000-031	7131037-031	31e	2.37	510	1/30/2020	$ 136,000	$ 190,612	0.00	2.37	$ 16,103	70	$ 19,379
71-09-02-426-007.000-031	7131037-031	31e	3.15	510	11/8/2019	$ 296,000	$ 419,062	2.15	1.00	$ 26,607	70	$ 19,379
71-04-35-401-030.000-031	7131037-031	31e	1.00	510	10/15/2019	$ 94,500	$ 135,376	0.00	0.95	$ 27,075	70	$ 19,379
71-09-03-251-005.000-031	7131037-031	31e	1.15	510	10/4/2019	$ 245,000	$ 349,109	0.15	1.00	$ 60,715	70	$ 19,379
71-09-02-151-006.000-031	7131037-031	31e	4.92	510	9/9/2019	$ 285,000	$ 408,734	3.92	1.00	$ 16,603	70	$ 19,379
71-04-35-401-015.000-031	7131037-031	31e	4.36	510	8/28/2019	$ 310,000	$ 415,836	3.36	1.00	$ 19,075	70	$ 19,379
71-10-20-276-005.000-031	7131037-031	31e	5.00	510	6/27/2019	$ 355,000	$ 480,092	1.72	1.00	$ 19,204	70	$ 19,379

State Parcel Number	Neighborhood Code	Market Area	Acres	Property Class	Sale Date	Adj Sale Price	Time Adjusted Sale Price (TASP)	Res Excess Acres	Res Homesite/ Frontage Acres	TASP/Acre	NBHD Sale Count	Median TASP/Acre
71-09-22-406-002.000-022	7131038-022	22d	0.38	510	11/17/2023	$ 265,000	$ 278,411	0.00	0.38	$ 146,681	2	$ 109,315
71-09-22-334-002.000-022	7131038-022	22d	0.51	500	5/25/2022	$ 34,000	$ 36,947	0.00	0.51	$ 71,949	2	$ 109,315

State Parcel Number	Neighborhood Code	Market Area	Acres	Property Class	Sale Date	Adj Sale Price	Time Adjusted Sale Price (TASP)	Res Excess Acres	Res Homesite/ Frontage Acres	TASP/Acre	NBHD Sale Count	Median TASP/Acre
71-09-25-400-010.000-031	7131038-031	31e	2.05	510	12/18/2024	$ 300,000	$ 300,000	2.05	0.00	$ 29,268	31	$ 29,268
71-10-17-178-009.000-031	7131038-031	31e	0.56	510	12/12/2024	$ 193,000	$ 193,000	0.00	0.56	$ 69,024	31	$ 29,268
71-14-03-178-002.000-031	7131038-031	31e	0.73	510	9/11/2024	$ 173,500	$ 175,002	0.00	0.73	$ 48,057	31	$ 29,268
71-10-30-301-014.000-031	7131038-031	31e	1.10	510	1/19/2024	$ 176,000	$ 184,200	1.10	0.00	$ 33,491	31	$ 29,268
71-09-03-203-003.000-031	7131038-031	31e	0.98	510	12/29/2023	$ 100,000	$ 103,379	0.92	0.00	$ 21,191	31	$ 29,268
71-14-05-300-007.000-031	7131038-031	31e	2.02	511	3/1/2023	$ 150,000	$ 166,690	2.02	0.00	$ 16,504	31	$ 29,268
71-14-03-400-006.000-031	7131038-031	31e	1.38	510	2/20/2023	$ 136,000	$ 148,137	1.38	0.00	$ 21,469	31	$ 29,268
71-10-17-178-008.000-031	7131038-031	31e	0.56	510	12/8/2022	$ 130,000	$ 143,288	0.00	0.56	$ 51,245	31	$ 29,268
71-09-03-477-006.000-031	7131038-031	31e	2.00	510	11/8/2022	$ 98,800	$ 109,560	1.88	0.00	$ 10,956	31	$ 29,268
71-09-02-103-003.000-031	7131038-031	31e	4.13	510	11/4/2022	$ 185,000	$ 211,036	4.13	0.00	$ 10,220	31	$ 29,268
71-14-09-100-009.000-031	7131038-031	31e	1.59	510	8/31/2022	$ 165,000	$ 192,051	1.44	0.00	$ 24,144	31	$ 29,268
71-14-01-376-001.000-031	7131038-031	31e	3.55	510	8/26/2022	$ 450,000	$ 505,271	3.24	0.00	$ 28,466	31	$ 29,268
71-04-35-476-012.000-031	7131038-031	31e	0.83	510	6/23/2022	$ 200,000	$ 235,981	0.00	0.83	$ 56,714	31	$ 29,268
71-15-06-100-004.000-031	7131038-031	31e	2.33	510	12/13/2021	$ 350,000	$ 409,713	2.33	0.00	$ 35,168	31	$ 29,268
71-09-02-352-001.000-031	7131038-031	31e	1.40	510	10/20/2021	$ 200,000	$ 249,460	1.40	0.00	$ 35,729	31	$ 29,268
71-05-32-301-004.000-031	7131038-031	31e	2.33	510	6/10/2021	$ 148,500	$ 190,515	2.33	0.00	$ 16,353	31	$ 29,268
71-14-02-100-010.000-031	7131038-031	31e	0.81	510	1/15/2021	$ 355,000	$ 439,837	0.81	0.00	$ 108,830	31	$ 29,268
71-09-01-301-001.000-031	7131038-031	31e	0.70	510	12/14/2020	$ 195,000	$ 261,006	0.70	0.00	$ 74,573	31	$ 29,268
71-10-16-477-001.000-031	7131038-031	31e	0.75	500	12/4/2020	$ 3,000	$ 3,523	0.75	0.00	$ 4,698	31	$ 29,268
71-09-02-402-008.000-031	7131038-031	31e	2.38	510	9/2/2020	$ 65,000	$ 77,456	2.38	0.00	$ 6,512	31	$ 29,268
71-14-02-200-007.000-031	7131038-031	31e	1.27	510	7/1/2020	$ 60,000	$ 72,201	0.87	0.00	$ 11,351	31	$ 29,268
71-14-04-400-004.000-031	7131038-031	31e	1.46	510	5/21/2020	$ 290,000	$ 394,819	1.46	0.00	$ 54,085	31	$ 29,268
71-14-03-200-016.000-031	7131038-031	31e	1.00	510	5/18/2020	$ 115,000	$ 156,560	1.00	0.00	$ 31,312	31	$ 29,268
71-04-35-476-006.000-031	7131038-031	31e	1.50	510	1/17/2020	$ 162,100	$ 234,344	0.90	0.00	$ 31,246	31	$ 29,268
71-09-03-401-001.000-031	7131038-031	31e	3.59	510	10/17/2019	$ 300,000	$ 427,481	3.59	0.00	$ 23,785	31	$ 29,268
71-14-02-400-010.000-031	7131038-031	31e	5.48	510	8/6/2019	$ 228,000	$ 329,095	5.48	0.00	$ 12,011	31	$ 29,268
71-09-22-303-008.000-031	7131038-031	31e	3.00	510	4/11/2019	$ 219,900	$ 325,590	3.00	0.00	$ 21,706	31	$ 29,268
71-14-01-302-001.000-031	7131038-031	31e	0.92	510	4/11/2019	$ 186,000	$ 285,795	0.00	0.92	$ 62,249	31	$ 29,268
71-09-03-477-001.000-031	7131038-031	31e	2.00	510	3/25/2019	$ 322,500	$ 441,203	1.88	0.00	$ 44,120	31	$ 29,268
71-04-35-326-006.000-031	7131038-031	31e	2.01	510	3/1/2019	$ 165,000	$ 255,204	1.01	1.00	$ 25,393	31	$ 29,268
71-09-03-401-004.000-031	7131038-031	31e	0.37	510	1/10/2019	$ 153,240	$ 240,124	0.37	0.00	$ 130,751	31	$ 29,268

State Parcel Number	Neighborhood Code	Market Area	Acres	Property Class	Sale Date	Adj Sale Price	Time Adjusted Sale Price (TASP)	Res Excess Acres	Res Homesite/ Frontage Acres	TASP/Acre	NBHD Sale Count	Median TASP/Acre
71-10-21-226-008.000-031	7131039-031	31e	3.82	510	11/6/2024	$ 285,000	$ 285,624	3.82	0.00	$ 14,954	2	$ 10,677
71-10-30-376-001.000-031	7131039-031	31e	30.00	513	12/1/2021	$ 820,000	$ 959,898	12.21	0.00	$ 6,399	2	$ 10,677

State Parcel Number	Neighborhood Code	Market Area	Acres	Property Class	Sale Date	Adj Sale Price	Time Adjusted Sale Price (TASP)	Res Excess Acres	Res Homesite/ Frontage Acres	TASP/Acre	NBHD Sale Count	Median TASP/Acre
71-10-04-130-007.000-031	7131040-031	31c	0.71	510	12/6/2024	$ 176,500	$ 176,500	0.00	0.71	$ 49,718	30	$ 75,464
71-10-04-129-025.000-031	7131040-031	31c	0.40	510	12/3/2024	$ 255,000	$ 255,000	0.00	0.40	$ 127,500	30	$ 75,464
71-10-04-181-004.000-031	7131040-031	31c	0.41	510	11/6/2024	$ 156,500	$ 156,876	0.00	0.41	$ 77,045	30	$ 75,464
71-10-04-180-009.000-031	7131040-031	31c	0.81	510	10/18/2024	$ 270,000	$ 271,287	0.00	0.81	$ 66,617	30	$ 75,464
71-10-04-153-027.000-031	7131040-031	31c	0.41	510	9/20/2024	$ 295,000	$ 297,268	0.00	0.41	$ 145,009	30	$ 75,464
71-10-04-129-014.000-031	7131040-031	31c	0.40	510	8/20/2024	$ 223,240	$ 225,678	0.00	0.40	$ 112,839	30	$ 75,464
71-10-04-151-003.000-031	7131040-031	31c	0.40	510	5/24/2024	$ 154,000	$ 157,932	0.00	0.40	$ 78,966	30	$ 75,464
71-10-04-126-008.000-031	7131040-031	31c	0.39	510	12/4/2023	$ 62,000	$ 63,039	0.00	0.39	$ 32,327	30	$ 75,464
71-10-04-101-007.000-031	7131040-031	31c	0.78	510	11/9/2023	$ 199,900	$ 211,556	0.00	0.78	$ 54,436	30	$ 75,464
71-10-04-153-026.000-031	7131040-031	31c	0.62	510	10/19/2023	$ 170,370	$ 181,346	0.00	0.62	$ 58,499	30	$ 75,464
71-10-04-103-003.000-031	7131040-031	31c	0.20	510	10/12/2023	$ 71,000	$ 72,573	0.00	0.20	$ 73,784	30	$ 75,464
71-10-04-102-008.000-031	7131040-031	31c	0.39	510	6/9/2023	$ 179,900	$ 196,162	0.00	0.39	$ 100,949	30	$ 75,464
71-10-04-101-001.000-031	7131040-031	31c	0.37	510	2/15/2023	$ 160,000	$ 178,955	0.00	0.37	$ 96,836	30	$ 75,464
71-10-04-181-010.000-031	7131040-031	31c	0.41	510	11/30/2022	$ 246,000	$ 276,276	0.00	0.41	$ 135,685	30	$ 75,464
71-10-04-180-002.000-031	7131040-031	31c	0.41	510	9/30/2022	$ 134,000	$ 150,438	0.00	0.41	$ 73,883	30	$ 75,464
71-10-04-153-023.000-031	7131040-031	31c	0.40	510	6/30/2022	$ 77,500	$ 83,866	0.00	0.40	$ 41,933	30	$ 75,464
71-10-04-155-011.000-031	7131040-031	31c	0.84	510	6/27/2022	$ 200,000	$ 235,981	0.00	0.84	$ 56,153	30	$ 75,464
71-10-04-179-015.000-031	7131040-031	31c	0.41	510	3/3/2022	$ 116,000	$ 135,360	0.00	0.41	$ 66,478	30	$ 75,464
71-10-04-179-004.000-031	7131040-031	31c	0.41	510	12/16/2021	$ 147,000	$ 180,802	0.00	0.41	$ 88,796	30	$ 75,464
71-10-04-104-003.000-031	7131040-031	31c	0.39	510	9/10/2021	$ 139,900	$ 170,002	0.00	0.39	$ 87,486	30	$ 75,464
71-10-04-101-022.000-031	7131040-031	31c	0.97	510	8/6/2021	$ 135,000	$ 165,183	0.00	0.97	$ 34,058	30	$ 75,464
71-10-04-101-003.000-031	7131040-031	31c	0.78	510	7/23/2021	$ 174,000	$ 221,661	0.00	0.78	$ 57,036	30	$ 75,464
71-10-04-155-003.000-031	7131040-031	31c	0.87	510	4/23/2021	$ 163,000	$ 212,093	0.00	0.87	$ 48,757	30	$ 75,464
71-10-04-131-018.000-031	7131040-031	31c	0.16	510	2/12/2021	$ 110,900	$ 141,526	0.00	0.16	$ 176,908	30	$ 75,464
71-10-04-155-019.000-031	7131040-031	31c	0.42	510	11/6/2020	$ 185,000	$ 249,375	0.00	0.42	$ 118,680	30	$ 75,464
71-10-04-151-001.000-031	7131040-031	31c	0.56	510	9/28/2020	$ 185,500	$ 253,600	0.00	0.56	$ 90,571	30	$ 75,464
71-10-04-131-013.000-031	7131040-031	31c	0.16	510	7/27/2020	$ 72,500	$ 87,242	0.00	0.16	$ 109,053	30	$ 75,464
71-10-04-177-010.000-031	7131040-031	31c	0.41	510	10/25/2019	$ 73,000	$ 91,838	0.00	0.41	$ 44,351	30	$ 75,464
71-10-04-128-009.000-031	7131040-031	31c	0.39	510	10/11/2019	$ 156,000	$ 230,221	0.00	0.39	$ 118,062	30	$ 75,464
71-10-04-128-010.000-031	7131040-031	31c	0.39	510	8/2/2019	$ 94,000	$ 136,638	0.00	0.39	$ 70,071	30	$ 75,464

State Parcel Number	Neighborhood Code	Market Area	Acres	Property Class	Sale Date	Adj Sale Price	Time Adjusted Sale Price (TASP)	Res Excess Acres	Res Homesite/ Frontage Acres	TASP/Acre	NBHD Sale Count	Median TASP/Acre
71-09-02-353-004.000-031	7131041-031	31e	0.94	510	8/18/2023	$ 65,000	$ 66,827	0.00	0.94	$ 14,228	2	$ 21,203
71-09-02-376-005.000-031	7131041-031	31e	0.94	510	12/20/2019	$ 93,750	$ 132,357	0.00	0.94	$ 28,179	2	$ 21,203

State Parcel Number	Neighborhood Code	Market Area	Acres	Property Class	Sale Date	Adj Sale Price	Time Adjusted Sale Price (TASP)	Res Excess Acres	Res Homesite/ Frontage Acres	TASP/Acre	NBHD Sale Count	Median TASP/Acre
71-10-06-403-008.000-031	7131042-031	31d	0.52	510	6/2/2022	$ 229,900	$ 266,201	0.00	0.52	$ 101,940	5	$ 101,500
71-10-06-401-003.000-031	7131042-031	31d	0.48	510	10/4/2021	$ 182,000	$ 227,009	0.00	0.48	$ 94,176	5	$ 101,500
71-10-06-401-011.000-031	7131042-031	31d	0.43	510	3/26/2021	$ 188,500	$ 247,013	0.43	0.00	$ 115,319	5	$ 101,500
71-10-06-403-007.000-031	7131042-031	31d	0.52	510	4/26/2019	$ 172,500	$ 265,052	0.00	0.52	$ 101,500	5	$ 101,500
71-10-06-402-002.000-031	7131042-031	31d	0.26	500	1/25/2019	$ 17,500	$ 23,016	0.00	0.26	$ 89,515	5	$ 101,500

State Parcel Number	Neighborhood Code	Market Area	Acres	Property Class	Sale Date	Adj Sale Price	Time Adjusted Sale Price (TASP)	Res Excess Acres	Res Homesite/ Frontage Acres	TASP/Acre	NBHD Sale Count	Median TASP/Acre
71-10-05-153-004.000-031	7131043-031	31e	1.01	510	12/2/2024	$ 445,000	$ 445,000	0.01	1.00	$ 88,119	29	$ 149,453
71-10-05-102-009.000-031	7131043-031	31e	0.38	510	10/15/2024	$ 375,000	$ 376,428	0.00	0.38	$ 200,504	29	$ 149,453
71-05-31-476-005.000-031	7131043-031	31e	1.08	510	6/26/2024	$ 432,500	$ 439,134	0.08	1.00	$ 81,321	29	$ 149,453
71-10-05-106-006.000-031	7131043-031	31e	0.35	510	6/20/2024	$ 293,000	$ 298,339	0.00	0.35	$ 172,677	29	$ 149,453
71-10-05-103-007.000-031	7131043-031	31e	0.65	510	5/23/2024	$ 153,500	$ 157,419	0.00	0.65	$ 48,632	29	$ 149,453
71-10-05-151-019.000-031	7131043-031	31e	0.35	510	4/9/2024	$ 216,500	$ 222,236	0.00	0.35	$ 127,376	29	$ 149,453
71-10-05-101-006.000-031	7131043-031	31e	0.34	510	4/5/2024	$ 260,000	$ 266,888	0.00	0.34	$ 155,944	29	$ 149,453
71-10-05-101-007.000-031	7131043-031	31e	0.34	510	2/17/2023	$ 289,900	$ 319,867	0.00	0.34	$ 188,697	29	$ 149,453
71-10-05-152-006.000-031	7131043-031	31e	0.35	510	12/28/2022	$ 120,000	$ 132,266	0.00	0.35	$ 75,759	29	$ 149,453
71-10-05-102-002.000-031	7131043-031	31e	0.34	510	8/30/2022	$ 290,000	$ 331,669	0.00	0.34	$ 192,942	29	$ 149,453
71-10-05-151-014.000-031	7131043-031	31e	0.36	510	3/10/2022	$ 242,900	$ 286,594	0.00	0.36	$ 158,780	29	$ 149,453
71-10-05-103-003.000-031	7131043-031	31e	0.91	510	2/22/2022	$ 240,000	$ 284,972	0.00	0.91	$ 62,884	29	$ 149,453
71-10-05-251-005.000-031	7131043-031	31e	0.34	510	12/6/2021	$ 247,000	$ 297,048	0.00	0.34	$ 172,526	29	$ 149,453
71-10-05-106-001.000-031	7131043-031	31e	0.50	510	10/5/2021	$ 365,000	$ 431,756	0.00	0.50	$ 173,900	29	$ 149,453
71-10-05-103-008.000-031	7131043-031	31e	0.34	510	8/30/2021	$ 240,000	$ 296,171	0.00	0.34	$ 172,016	29	$ 149,453
71-10-05-151-012.000-031	7131043-031	31e	0.35	510	6/30/2021	$ 225,000	$ 281,295	0.00	0.35	$ 159,599	29	$ 149,453
71-10-06-227-001.000-031	7131043-031	31e	1.33	510	12/22/2020	$ 280,100	$ 364,211	0.33	1.00	$ 54,769	29	$ 149,453
71-10-05-152-010.000-031	7131043-031	31e	0.35	510	10/30/2020	$ 164,035	$ 222,680	0.00	0.35	$ 127,547	29	$ 149,453
71-10-05-106-002.000-031	7131043-031	31e	0.84	510	7/24/2020	$ 285,000	$ 382,956	0.00	0.84	$ 91,496	29	$ 149,453
71-10-05-105-003.000-031	7131043-031	31e	0.35	510	6/25/2020	$ 184,900	$ 258,163	0.00	0.35	$ 149,453	29	$ 149,453
71-10-06-228-005.000-031	7131043-031	31e	0.36	510	6/17/2020	$ 200,000	$ 279,246	0.00	0.36	$ 154,660	29	$ 149,453
71-10-05-151-003.000-031	7131043-031	31e	0.37	510	11/14/2019	$ 160,000	$ 234,514	0.00	0.37	$ 127,121	29	$ 149,453
71-05-31-403-007.000-031	7131043-031	31e	0.35	510	10/28/2019	$ 185,000	$ 273,018	0.00	0.35	$ 157,311	29	$ 149,453
71-10-05-106-003.000-031	7131043-031	31e	0.35	510	8/14/2019	$ 264,000	$ 381,057	0.00	0.35	$ 220,349	29	$ 149,453
71-10-05-103-006.000-031	7131043-031	31e	0.52	510	6/3/2019	$ 249,000	$ 364,031	0.00	0.52	$ 139,404	29	$ 149,453
71-10-05-103-012.000-031	7131043-031	31e	0.34	510	5/3/2019	$ 178,000	$ 271,696	0.00	0.34	$ 158,054	29	$ 149,453
71-10-05-105-008.000-031	7131043-031	31e	0.51	510	3/1/2019	$ 160,000	$ 247,470	0.00	0.51	$ 96,438	29	$ 149,453
71-10-05-152-008.000-031	7131043-031	31e	0.38	510	2/22/2019	$ 159,000	$ 247,537	0.00	0.38	$ 130,108	29	$ 149,453
71-05-31-476-003.000-031	7131043-031	31e	1.00	510	1/22/2019	$ 212,500	$ 320,601	0.00	1.00	$ 64,120	29	$ 149,453

State Parcel Number	Neighborhood Code	Market Area	Acres	Property Class	Sale Date	Adj Sale Price	Time Adjusted Sale Price (TASP)	Res Excess Acres	Res Homesite/ Frontage Acres	TASP/Acre	NBHD Sale Count	Median TASP/Acre
71-10-07-227-005.000-031	7131044-031	31e	0.91	510	8/26/2024	$ 265,000	$ 267,894	0.00	0.91	$ 58,878	37	$ 111,964
71-10-05-252-002.000-031	7131044-031	31e	0.35	510	7/10/2024	$ 339,900	$ 343,997	0.00	0.35	$ 196,390	37	$ 111,964
71-10-05-252-003.000-031	7131044-031	31e	0.35	510	6/16/2024	$ 256,000	$ 260,665	0.00	0.35	$ 148,815	37	$ 111,964
71-10-07-226-006.000-031	7131044-031	31e	0.90	510	11/10/2023	$ 305,000	$ 318,317	0.00	0.90	$ 70,672	37	$ 111,964
71-10-05-257-001.000-031	7131044-031	31e	0.35	510	11/6/2023	$ 224,000	$ 235,336	0.00	0.35	$ 134,355	37	$ 111,964
71-10-05-276-003.000-031	7131044-031	31e	0.67	510	7/13/2023	$ 350,000	$ 372,010	0.00	0.67	$ 110,327	37	$ 111,964
71-10-07-226-005.000-031	7131044-031	31e	0.91	510	7/7/2023	$ 585,000	$ 621,789	0.00	0.91	$ 137,209	37	$ 111,964
71-10-05-254-007.000-031	7131044-031	31e	0.35	510	6/13/2023	$ 255,000	$ 275,055	0.00	0.35	$ 157,030	37	$ 111,964
71-10-07-227-008.000-031	7131044-031	31e	0.92	510	6/2/2023	$ 150,000	$ 163,559	0.00	0.92	$ 35,446	37	$ 111,964
71-10-06-126-008.000-031	7131044-031	31e	1.52	510	5/2/2023	$ 441,000	$ 473,239	0.52	1.00	$ 62,268	37	$ 111,964
71-10-05-252-007.000-031	7131044-031	31e	0.35	510	12/2/2022	$ 150,000	$ 169,981	0.00	0.35	$ 97,043	37	$ 111,964
71-10-07-228-020.000-031	7131044-031	31e	0.71	510	10/28/2022	$ 220,000	$ 248,567	0.00	0.71	$ 70,019	37	$ 111,964
71-10-05-257-010.000-031	7131044-031	31e	0.34	510	9/2/2022	$ 230,277	$ 261,760	0.00	0.34	$ 155,450	37	$ 111,964
71-10-05-251-010.000-031	7131044-031	31e	0.35	510	9/1/2022	$ 235,000	$ 267,129	0.00	0.35	$ 153,917	37	$ 111,964
71-10-05-251-011.000-031	7131044-031	31e	0.35	510	8/25/2022	$ 272,500	$ 311,655	0.00	0.35	$ 179,573	37	$ 111,964
71-10-05-255-007.000-031	7131044-031	31e	0.36	510	8/17/2022	$ 185,000	$ 215,330	0.00	0.36	$ 121,146	37	$ 111,964
71-10-05-278-001.000-031	7131044-031	31e	0.51	510	7/20/2022	$ 188,000	$ 220,313	0.00	0.51	$ 87,244	37	$ 111,964
71-10-05-278-002.000-031	7131044-031	31e	1.01	510	7/12/2022	$ 375,000	$ 423,244	0.00	1.01	$ 83,802	37	$ 111,964
71-10-05-280-007.000-031	7131044-031	31e	0.50	510	6/2/2022	$ 191,200	$ 225,598	0.00	0.50	$ 90,572	37	$ 111,964
71-10-05-253-001.000-031	7131044-031	31e	0.35	510	12/3/2021	$ 200,000	$ 245,990	0.00	0.35	$ 139,160	37	$ 111,964
71-10-05-252-005.000-031	7131044-031	31e	0.35	510	12/1/2021	$ 224,000	$ 269,388	0.00	0.35	$ 153,795	37	$ 111,964
71-10-07-228-015.000-031	7131044-031	31e	0.86	510	10/25/2021	$ 265,000	$ 322,819	0.00	0.86	$ 75,074	37	$ 111,964
71-10-05-278-004.000-031	7131044-031	31e	0.51	510	10/13/2021	$ 192,000	$ 239,482	0.00	0.51	$ 93,980	37	$ 111,964
71-10-07-227-004.000-031	7131044-031	31e	0.92	510	9/3/2021	$ 170,000	$ 213,536	0.00	0.92	$ 46,277	37	$ 111,964
71-10-05-276-002.000-031	7131044-031	31e	0.58	510	7/15/2021	$ 300,000	$ 372,626	0.00	0.58	$ 128,567	37	$ 111,964
71-10-07-227-007.000-031	7131044-031	31e	0.92	510	4/23/2021	$ 188,000	$ 244,623	0.00	0.92	$ 53,014	37	$ 111,964
71-10-05-256-010.000-031	7131044-031	31e	0.34	510	4/7/2021	$ 192,099	$ 249,956	0.00	0.34	$ 148,440	37	$ 111,964
71-10-07-226-007.000-031	7131044-031	31e	0.91	510	3/29/2021	$ 243,500	$ 310,450	0.00	0.91	$ 68,231	37	$ 111,964
71-10-05-257-007.000-031	7131044-031	31e	0.35	510	1/4/2021	$ 145,000	$ 192,715	0.00	0.35	$ 110,022	37	$ 111,964
71-10-05-253-006.000-031	7131044-031	31e	0.36	510	12/18/2020	$ 214,900	$ 279,432	0.00	0.36	$ 156,655	37	$ 111,964
71-10-07-227-017.000-031	7131044-031	31e	2.10	510	11/16/2020	$ 270,750	$ 354,373	1.10	1.00	$ 33,750	37	$ 111,964
71-10-05-254-005.000-031	7131044-031	31e	0.35	510	10/1/2020	$ 175,000	$ 237,566	0.00	0.35	$ 135,627	37	$ 111,964
71-10-05-280-001.000-031	7131044-031	31e	0.51	510	8/18/2020	$ 155,000	$ 213,399	0.00	0.51	$ 84,506	37	$ 111,964
71-10-05-280-005.000-031	7131044-031	31e	0.50	510	3/2/2020	$ 275,000	$ 379,329	0.00	0.50	$ 152,291	37	$ 111,964
71-10-05-251-008.000-031	7131044-031	31e	0.35	510	1/7/2020	$ 170,000	$ 245,765	0.00	0.35	$ 141,608	37	$ 111,964
71-10-06-351-010.000-031	7131044-031	31e	0.54	500	10/4/2019	$ 70,000	$ 88,063	0.00	0.54	$ 163,080	37	$ 111,964
71-10-05-253-002.000-031	7131044-031	31e	0.35	510	5/24/2019	$ 132,000	$ 196,116	0.00	0.35	$ 111,964	37	$ 111,964

State Parcel Number	Neighborhood Code	Market Area	Acres	Property Class	Sale Date	Adj Sale Price	Time Adjusted Sale Price (TASP)	Res Excess Acres	Res Homesite/ Frontage Acres	TASP/Acre	NBHD Sale Count	Median TASP/Acre
71-09-11-277-023.000-031	7131045-031	31c	0.24	510	11/1/2024	$ 167,500	$ 167,903	0.00	0.24	$ 142,848	62	$ 123,496
71-09-12-204-004.000-031	7131045-031	31c	0.24	510	9/4/2024	$ 55,000	$ 55,058	0.00	0.24	$ 46,842	62	$ 123,496
71-09-12-253-016.000-031	7131045-031	31c	0.24	510	7/30/2024	$ 208,000	$ 211,004	0.00	0.24	$ 179,518	62	$ 123,496
71-09-12-255-008.000-031	7131045-031	31c	0.23	510	5/14/2024	$ 180,000	$ 184,596	0.00	0.23	$ 163,435	62	$ 123,496
71-09-12-206-020.000-031	7131045-031	31c	0.24	510	4/30/2024	$ 250,000	$ 256,623	0.00	0.24	$ 218,330	62	$ 123,496
71-09-12-177-004.000-031	7131045-031	31c	0.57	510	4/10/2024	$ 105,000	$ 106,805	0.00	0.57	$ 37,219	62	$ 123,496
71-09-12-205-009.000-031	7131045-031	31c	0.23	510	4/4/2024	$ 211,000	$ 216,590	0.00	0.23	$ 191,762	62	$ 123,496
71-09-12-256-005.000-031	7131045-031	31c	0.35	510	3/20/2024	$ 239,900	$ 247,325	0.00	0.35	$ 140,279	62	$ 123,496
71-09-01-451-003.000-031	7131045-031	31c	0.69	419	1/18/2024	$ 160,000	$ 167,454	0.00	0.00	$ 48,791	62	$ 123,496
71-09-11-281-015.000-031	7131045-031	31c	0.40	510	12/19/2023	$ 240,000	$ 250,905	0.00	0.40	$ 125,482	62	$ 123,496
71-09-12-176-002.000-031	7131045-031	31c	0.69	510	12/19/2023	$ 195,000	$ 205,211	0.00	0.69	$ 59,593	62	$ 123,496
71-09-12-206-013.000-031	7131045-031	31c	0.24	510	11/22/2023	$ 179,900	$ 190,390	0.00	0.24	$ 161,980	62	$ 123,496
71-09-11-282-003.000-031	7131045-031	31c	0.35	510	10/31/2023	$ 238,000	$ 251,312	0.00	0.35	$ 142,541	62	$ 123,496
71-09-12-257-014.000-031	7131045-031	31c	0.35	510	10/30/2023	$ 160,000	$ 170,308	0.00	0.35	$ 96,597	62	$ 123,496
71-09-12-258-010.000-031	7131045-031	31c	0.35	510	8/4/2023	$ 195,000	$ 210,039	0.00	0.35	$ 119,132	62	$ 123,496
71-09-12-207-008.000-031	7131045-031	31c	0.24	510	6/19/2023	$ 253,000	$ 272,898	0.00	0.24	$ 232,176	62	$ 123,496
71-09-11-276-017.000-031	7131045-031	31c	0.24	510	5/22/2023	$ 99,000	$ 106,015	0.00	0.24	$ 90,196	62	$ 123,496
71-09-12-206-019.000-031	7131045-031	31c	0.18	510	3/30/2023	$ 100,000	$ 108,297	0.00	0.18	$ 122,849	62	$ 123,496
71-09-11-277-022.000-031	7131045-031	31c	0.24	510	3/29/2023	$ 98,800	$ 106,997	0.00	0.24	$ 91,031	62	$ 123,496
71-09-12-208-015.000-031	7131045-031	31c	0.24	510	3/3/2023	$ 58,500	$ 61,140	0.00	0.24	$ 51,614	62	$ 123,496
71-09-12-202-023.000-031	7131045-031	31c	0.35	510	9/23/2022	$ 205,000	$ 237,002	0.00	0.35	$ 134,425	62	$ 123,496
71-09-11-277-009.000-031	7131045-031	31c	0.24	510	9/21/2022	$ 185,000	$ 213,880	0.00	0.24	$ 181,965	62	$ 123,496
71-09-11-281-004.000-031	7131045-031	31c	0.35	510	8/10/2022	$ 155,000	$ 180,411	0.00	0.35	$ 102,327	62	$ 123,496
71-09-12-178-003.000-031	7131045-031	31c	0.69	510	7/8/2022	$ 215,000	$ 247,411	0.00	0.69	$ 71,848	62	$ 123,496
71-09-12-204-007.000-031	7131045-031	31c	0.24	510	7/1/2022	$ 155,000	$ 181,641	0.00	0.24	$ 154,537	62	$ 123,496
71-09-12-254-007.000-031	7131045-031	31c	0.35	510	6/14/2022	$ 104,000	$ 119,003	0.00	0.35	$ 67,497	62	$ 123,496
71-09-11-282-002.000-031	7131045-031	31c	0.24	510	6/3/2022	$ 110,000	$ 125,868	0.00	0.24	$ 107,086	62	$ 123,496
71-09-12-178-004.000-031	7131045-031	31c	0.69	510	5/13/2022	$ 195,000	$ 231,665	0.00	0.69	$ 67,275	62	$ 123,496
71-09-11-277-016.000-031	7131045-031	31c	0.24	510	4/27/2022	$ 96,163	$ 111,476	0.00	0.24	$ 94,841	62	$ 123,496
71-09-12-258-009.000-031	7131045-031	31c	0.35	510	1/14/2022	$ 125,000	$ 147,820	0.00	0.35	$ 83,841	62	$ 123,496
71-09-01-455-010.000-031	7131045-031	31c	0.28	510	12/30/2021	$ 90,000	$ 99,948	0.00	0.28	$ 71,666	62	$ 123,496
71-09-12-206-001.000-031	7131045-031	31c	0.24	510	12/29/2021	$ 165,000	$ 202,941	0.00	0.24	$ 172,659	62	$ 123,496
71-09-11-276-009.000-031	7131045-031	31c	0.35	510	12/14/2021	$ 134,000	$ 159,534	0.00	0.35	$ 90,486	62	$ 123,496
71-09-12-258-006.000-031	7131045-031	31c	0.35	510	12/8/2021	$ 135,000	$ 160,724	0.00	0.35	$ 91,161	62	$ 123,496
71-09-12-205-016.000-031	7131045-031	31c	0.23	510	11/29/2021	$ 120,000	$ 143,838	0.00	0.23	$ 127,349	62	$ 123,496
71-09-11-280-002.000-031	7131045-031	31c	0.24	510	10/29/2021	$ 200,000	$ 249,460	0.00	0.24	$ 212,236	62	$ 123,496
71-09-01-478-009.000-031	7131045-031	31c	0.42	510	10/20/2021	$ 135,000	$ 162,925	0.00	0.42	$ 77,142	62	$ 123,496
71-09-12-201-016.000-031	7131045-031	31c	0.23	510	10/18/2021	$ 148,000	$ 184,600	0.00	0.23	$ 163,439	62	$ 123,496
71-09-12-208-003.000-031	7131045-031	31c	0.24	510	10/4/2021	$ 220,000	$ 268,000	0.00	0.24	$ 228,010	62	$ 123,496
71-09-11-282-013.000-031	7131045-031	31c	0.59	510	8/23/2021	$ 200,000	$ 252,993	0.00	0.59	$ 86,097	62	$ 123,496
71-09-12-257-017.000-031	7131045-031	31c	0.31	510	7/1/2021	$ 150,000	$ 191,087	0.00	0.31	$ 124,142	62	$ 123,496
71-09-11-278-005.000-031	7131045-031	31c	0.35	510	6/30/2021	$ 208,000	$ 260,042	0.00	0.35	$ 147,492	62	$ 123,496
71-09-12-204-015.000-031	7131045-031	31c	0.24	510	6/4/2021	$ 152,000	$ 195,006	0.00	0.24	$ 165,907	62	$ 123,496
71-09-12-254-006.000-031	7131045-031	31c	0.24	510	5/7/2021	$ 100,000	$ 124,943	0.00	0.24	$ 106,299	62	$ 123,496
71-09-12-254-003.000-031	7131045-031	31c	0.12	510	5/3/2021	$ 112,000	$ 139,936	0.00	0.12	$ 238,109	62	$ 123,496
71-09-11-280-017.000-031	7131045-031	31c	0.31	510	4/29/2021	$ 170,750	$ 222,177	0.00	0.31	$ 143,379	62	$ 123,496
71-09-12-177-012.000-031	7131045-031	31c	0.57	510	4/23/2021	$ 190,000	$ 247,225	0.00	0.57	$ 86,153	62	$ 123,496
71-09-12-257-007.000-031	7131045-031	31c	0.30	510	4/19/2021	$ 150,000	$ 195,178	0.00	0.30	$ 129,405	62	$ 123,496
71-09-12-205-025.000-031	7131045-031	31c	0.56	510	3/26/2021	$ 179,900	$ 235,743	0.00	0.56	$ 84,310	62	$ 123,496
71-09-12-207-002.000-031	7131045-031	31c	0.24	510	2/26/2021	$ 130,000	$ 165,901	0.00	0.24	$ 141,145	62	$ 123,496
71-09-12-177-015.000-031	7131045-031	31c	0.57	510	12/28/2020	$ 184,000	$ 246,282	0.00	0.57	$ 85,825	62	$ 123,496
71-09-12-176-004.000-031	7131045-031	31c	0.69	510	11/20/2020	$ 145,000	$ 195,456	0.00	0.69	$ 56,761	62	$ 123,496
71-09-12-207-012.000-031	7131045-031	31c	0.24	510	9/4/2020	$ 119,000	$ 157,390	0.00	0.24	$ 133,905	62	$ 123,496
71-09-12-251-001.000-031	7131045-031	31c	0.28	510	8/28/2020	$ 120,000	$ 159,861	0.00	0.28	$ 113,228	62	$ 123,496
71-09-12-176-012.000-031	7131045-031	31c	0.60	510	6/25/2020	$ 175,000	$ 244,341	0.00	0.60	$ 81,248	62	$ 123,496
71-09-12-257-009.000-031	7131045-031	31c	0.24	510	6/25/2020	$ 170,000	$ 237,359	0.00	0.24	$ 201,941	62	$ 123,496
71-09-12-201-007.000-031	7131045-031	31c	0.34	510	12/9/2019	$ 179,995	$ 262,015	0.00	0.34	$ 154,653	62	$ 123,496
71-09-12-208-016.000-031	7131045-031	31c	0.36	510	11/21/2019	$ 138,000	$ 196,255	0.00	0.36	$ 110,450	62	$ 123,496
71-09-11-276-019.000-031	7131045-031	31c	0.18	510	10/21/2019	$ 117,900	$ 168,897	0.00	0.18	$ 191,592	62	$ 123,496
71-09-11-276-023.000-031	7131045-031	31c	0.29	510	9/20/2019	$ 128,000	$ 184,708	0.00	0.29	$ 125,717	62	$ 123,496
71-09-12-257-005.000-031	7131045-031	31c	0.24	510	8/20/2019	$ 172,500	$ 258,055	0.00	0.24	$ 219,548	62	$ 123,496
71-09-12-202-021.000-031	7131045-031	31c	0.46	510	5/1/2019	$ 174,400	$ 266,201	0.00	0.46	$ 115,739	62	$ 123,496

State Parcel Number	Neighborhood Code	Market Area	Acres	Property Class	Sale Date	Adj Sale Price	Time Adjusted Sale Price (TASP)	Res Excess Acres	Res Homesite/ Frontage Acres	TASP/Acre	NBHD Sale Count	Median TASP/Acre
71-09-26-326-004.000-031	7131046-031	31e	1.08	510	10/10/2024	$ 550,000	$ 552,094	1.08	0.00	$ 102,240	19	$ 36,151
71-09-22-482-004.000-031	7131046-031	31e	2.04	510	12/11/2022	$ 100,000	$ 110,222	2.04	0.00	$ 10,806	19	$ 36,151
71-09-27-353-012.000-031	7131046-031	31e	1.15	510	10/13/2022	$ 181,623	$ 208,571	1.15	0.00	$ 36,151	19	$ 36,151
71-09-25-101-001.000-031	7131046-031	31e	1.29	510	2/25/2022	$ 167,000	$ 202,558	1.29	0.00	$ 31,404	19	$ 36,151
71-09-26-301-004.000-031	7131046-031	31e	1.00	510	10/19/2021	$ 150,000	$ 187,095	1.00	0.00	$ 37,419	19	$ 36,151
71-09-34-400-009.000-031	7131046-031	31e	5.92	510	9/10/2021	$ 312,000	$ 370,990	4.46	0.00	$ 12,533	19	$ 36,151
71-09-26-327-001.000-031	7131046-031	31e	0.71	510	7/26/2021	$ 160,000	$ 203,826	0.71	0.00	$ 57,416	19	$ 36,151
71-09-26-301-007.000-031	7131046-031	31e	8.46	510	12/30/2020	$ 299,000	$ 388,786	8.26	0.00	$ 9,191	19	$ 36,151
71-09-26-353-001.000-031	7131046-031	31e	2.22	511	10/15/2020	$ 265,000	$ 349,133	2.00	0.00	$ 31,448	19	$ 36,151
71-09-26-301-011.000-031	7131046-031	31e	0.89	510	7/30/2020	$ 190,000	$ 263,430	0.89	0.00	$ 59,198	19	$ 36,151
71-09-25-101-004.000-031	7131046-031	31e	1.29	510	6/16/2020	$ 80,680	$ 97,564	1.29	0.00	$ 15,126	19	$ 36,151
71-09-26-426-004.000-031	7131046-031	31e	1.04	510	2/19/2020	$ 150,000	$ 215,356	0.04	1.00	$ 41,455	19	$ 36,151
71-09-29-453-004.000-031	7131046-031	31e	3.97	510	2/3/2020	$ 315,000	$ 411,603	3.97	0.00	$ 20,757	19	$ 36,151
71-09-26-452-004.000-031	7131046-031	31e	2.67	510	12/30/2019	$ 310,000	$ 408,738	2.67	0.00	$ 30,571	19	$ 36,151
71-09-25-400-008.000-031	7131046-031	31e	2.02	510	9/10/2019	$ 375,000	$ 500,923	2.02	0.00	$ 49,675	19	$ 36,151
71-09-25-126-003.000-031	7131046-031	31e	1.07	510	7/25/2019	$ 317,000	$ 426,978	1.07	0.00	$ 79,809	19	$ 36,151
71-09-25-379-007.000-031	7131046-031	31e	4.00	510	5/20/2019	$ 650,000	$ 882,513	4.00	0.00	$ 44,126	19	$ 36,151
71-09-25-400-003.000-031	7131046-031	31e	2.16	500	3/26/2019	$ 80,000	$ 104,188	2.16	0.00	$ 48,235	19	$ 36,151
71-09-24-351-004.000-031	7131046-031	31e	1.29	510	1/29/2019	$ 88,000	$ 115,737	1.29	0.00	$ 17,944	19	$ 36,151

State Parcel Number	Neighborhood Code	Market Area	Acres	Property Class	Sale Date	Adj Sale Price	Time Adjusted Sale Price (TASP)	Res Excess Acres	Res Homesite/ Frontage Acres	TASP/Acre	NBHD Sale Count	Median TASP/Acre
71-09-12-127-004.000-031	7131047-031	31f	0.34	510	5/24/2024	$ 294,000	$ 300,540	0.00	0.34	$ 174,554	2	$ 185,476
71-09-12-126-011.000-031	7131047-031	31f	0.34	510	9/27/2021	$ 275,800	$ 338,152	0.00	0.34	$ 196,399	2	$ 185,476

State Parcel Number	Neighborhood Code	Market Area	Acres	Property Class	Sale Date	Adj Sale Price	Time Adjusted Sale Price (TASP)	Res Excess Acres	Res Homesite/ Frontage Acres	TASP/Acre	NBHD Sale Count	Median TASP/Acre
71-10-06-376-012.000-031	7131048-031	31d	1.07	510	10/13/2023	$ 337,000	$ 353,277	0.00	1.07	$ 65,764	9	$ 81,130
71-10-06-353-004.000-031	7131048-031	31d	0.80	510	3/10/2023	$ 115,000	$ 124,541	0.00	0.80	$ 31,111	9	$ 81,130
71-10-06-377-001.000-031	7131048-031	31d	0.37	510	2/18/2022	$ 127,900	$ 150,241	0.00	0.37	$ 82,320	9	$ 81,130
71-10-07-127-004.000-031	7131048-031	31d	0.49	510	12/17/2021	$ 227,500	$ 273,597	0.00	0.49	$ 111,643	9	$ 81,130
71-10-06-377-002.000-031	7131048-031	31d	0.43	510	10/20/2021	$ 143,400	$ 173,063	0.00	0.43	$ 81,130	9	$ 81,130
71-10-07-127-001.000-031	7131048-031	31d	0.40	510	10/19/2021	$ 170,000	$ 212,041	0.00	0.40	$ 105,560	9	$ 81,130
71-10-06-376-003.000-031	7131048-031	31d	0.34	510	11/16/2020	$ 160,000	$ 215,676	0.00	0.34	$ 125,264	9	$ 81,130
71-10-06-353-002.000-031	7131048-031	31d	0.54	510	10/6/2020	$ 90,750	$ 119,167	0.00	0.54	$ 44,178	9	$ 81,130
71-10-06-377-019.000-031	7131048-031	31d	0.75	510	5/29/2020	$ 180,000	$ 253,086	0.00	0.75	$ 67,707	9	$ 81,130

State Parcel Number	Neighborhood Code	Market Area	Acres	Property Class	Sale Date	Adj Sale Price	Time Adjusted Sale Price (TASP)	Res Excess Acres	Res Homesite/ Frontage Acres	TASP/Acre	NBHD Sale Count	Median TASP/Acre
71-10-08-204-003.000-031	7131050-031	31f	0.41	510	12/27/2024	$ 260,000	$ 260,000	0.00	0.41	$ 127,901	93	$ 147,287
71-10-05-377-015.000-031	7131050-031	31f	0.40	510	12/18/2024	$ 298,000	$ 298,000	0.00	0.40	$ 149,171	93	$ 147,287
71-10-08-130-003.000-031	7131050-031	31f	0.34	510	11/14/2024	$ 310,000	$ 310,529	0.00	0.34	$ 184,036	93	$ 147,287
71-10-05-405-010.000-031	7131050-031	31f	0.53	510	11/4/2024	$ 330,000	$ 330,563	0.00	0.53	$ 125,299	93	$ 147,287
71-10-05-351-021.000-031	7131050-031	31f	0.57	510	11/1/2024	$ 325,000	$ 325,555	0.00	0.57	$ 113,905	93	$ 147,287
71-10-07-228-008.000-031	7131050-031	31f	0.44	510	10/4/2024	$ 320,000	$ 321,219	0.00	0.44	$ 147,287	93	$ 147,287
71-10-08-203-019.000-031	7131050-031	31f	0.36	510	9/20/2024	$ 236,400	$ 238,217	0.00	0.36	$ 132,188	93	$ 147,287
71-10-08-202-010.000-031	7131050-031	31f	0.37	510	8/16/2024	$ 290,000	$ 293,167	0.00	0.37	$ 160,633	93	$ 147,287
71-10-08-130-015.000-031	7131050-031	31f	0.37	510	8/6/2024	$ 256,000	$ 258,796	0.00	0.37	$ 141,801	93	$ 147,287
71-10-05-452-012.000-031	7131050-031	31f	0.38	510	7/17/2024	$ 378,000	$ 382,556	0.00	0.38	$ 201,990	93	$ 147,287
71-10-05-376-019.000-031	7131050-031	31f	0.47	510	7/3/2024	$ 365,000	$ 369,400	0.00	0.47	$ 158,143	93	$ 147,287
71-10-07-228-005.000-031	7131050-031	31f	0.39	510	6/29/2024	$ 295,000	$ 300,376	0.00	0.39	$ 153,979	93	$ 147,287
71-10-08-201-004.000-031	7131050-031	31f	0.36	510	5/24/2024	$ 280,600	$ 286,842	0.00	0.36	$ 157,594	93	$ 147,287
71-10-08-101-012.000-031	7131050-031	31f	0.42	510	5/10/2024	$ 275,000	$ 281,118	0.00	0.42	$ 134,714	93	$ 147,287
71-10-08-102-003.000-031	7131050-031	31f	0.69	510	5/3/2024	$ 262,500	$ 268,340	0.00	0.69	$ 77,667	93	$ 147,287
71-10-08-126-012.000-031	7131050-031	31f	0.20	510	5/3/2024	$ 417,000	$ 424,860	0.00	0.20	$ 425,445	93	$ 147,287
71-10-06-427-008.000-031	7131050-031	31f	0.51	510	4/30/2024	$ 439,000	$ 448,906	0.00	0.51	$ 177,767	93	$ 147,287
71-10-05-401-006.000-031	7131050-031	31f	0.99	510	4/29/2024	$ 213,000	$ 218,643	0.00	0.99	$ 44,170	93	$ 147,287
71-10-08-128-014.000-031	7131050-031	31f	0.35	510	4/15/2024	$ 440,000	$ 449,928	0.00	0.35	$ 255,327	93	$ 147,287
71-10-05-351-015.000-031	7131050-031	31f	0.46	510	12/14/2023	$ 259,900	$ 271,710	0.00	0.46	$ 118,357	93	$ 147,287
71-10-08-126-009.000-031	7131050-031	31f	0.38	510	10/18/2023	$ 309,000	$ 323,924	0.00	0.38	$ 169,389	93	$ 147,287
71-10-08-205-021.000-031	7131050-031	31f	0.38	510	10/18/2023	$ 235,000	$ 248,144	0.00	0.38	$ 131,980	93	$ 147,287
71-10-08-126-014.000-031	7131050-031	31f	0.34	510	10/6/2023	$ 337,000	$ 353,277	0.00	0.34	$ 205,183	93	$ 147,287
71-10-08-101-019.000-031	7131050-031	31f	0.39	510	9/29/2023	$ 218,000	$ 231,387	0.00	0.39	$ 118,802	93	$ 147,287
71-10-05-354-017.000-031	7131050-031	31f	0.43	510	9/11/2023	$ 270,000	$ 286,580	0.00	0.43	$ 134,737	93	$ 147,287
71-10-05-454-001.000-031	7131050-031	31f	1.27	510	9/7/2023	$ 805,000	$ 847,709	0.27	1.00	$ 133,497	93	$ 147,287
71-10-08-204-014.000-031	7131050-031	31f	0.43	510	8/25/2023	$ 275,000	$ 293,431	0.00	0.43	$ 136,522	93	$ 147,287
71-10-08-101-017.000-031	7131050-031	31f	0.40	510	8/22/2023	$ 240,000	$ 256,085	0.00	0.40	$ 128,426	93	$ 147,287
71-10-08-101-021.000-031	7131050-031	31f	0.38	510	8/9/2023	$ 310,000	$ 327,955	0.00	0.38	$ 172,491	93	$ 147,287
71-10-05-452-007.000-031	7131050-031	31f	0.35	510	8/8/2023	$ 250,000	$ 266,755	0.00	0.35	$ 153,702	93	$ 147,287
71-10-06-479-006.000-031	7131050-031	31f	0.62	510	7/14/2023	$ 224,900	$ 241,266	0.00	0.62	$ 77,316	93	$ 147,287
71-10-08-204-008.000-031	7131050-031	31f	0.32	510	6/20/2023	$ 290,000	$ 312,808	0.00	0.32	$ 192,783	93	$ 147,287
71-10-05-379-005.000-031	7131050-031	31f	0.36	510	5/25/2023	$ 306,000	$ 328,370	0.00	0.36	$ 181,371	93	$ 147,287
71-10-05-453-016.000-031	7131050-031	31f	0.40	510	5/12/2023	$ 485,000	$ 520,456	0.00	0.40	$ 257,626	93	$ 147,287
71-10-05-378-007.000-031	7131050-031	31f	0.38	510	4/14/2023	$ 200,000	$ 220,837	0.00	0.38	$ 117,658	93	$ 147,287
71-10-08-203-005.000-031	7131050-031	31f	0.39	510	4/3/2023	$ 217,000	$ 236,698	0.00	0.39	$ 122,847	93	$ 147,287
71-10-05-405-011.000-031	7131050-031	31f	0.53	510	3/31/2023	$ 241,000	$ 264,381	0.00	0.53	$ 100,213	93	$ 147,287
71-10-05-401-013.000-031	7131050-031	31f	1.02	510	12/2/2022	$ 249,000	$ 277,984	0.00	1.02	$ 54,507	93	$ 147,287
71-10-08-130-002.000-031	7131050-031	31f	0.31	510	11/18/2022	$ 375,000	$ 414,626	0.00	0.31	$ 267,573	93	$ 147,287
71-10-08-205-012.000-031	7131050-031	31f	0.36	510	10/25/2022	$ 230,000	$ 259,865	0.00	0.36	$ 144,200	93	$ 147,287
71-10-08-127-018.000-031	7131050-031	31f	0.37	510	10/21/2022	$ 255,000	$ 288,111	0.00	0.37	$ 157,744	93	$ 147,287
71-10-08-126-004.000-031	7131050-031	31f	0.34	510	9/2/2022	$ 290,000	$ 329,649	0.00	0.34	$ 191,460	93	$ 147,287
71-10-08-201-001.000-031	7131050-031	31f	0.41	510	9/2/2022	$ 266,050	$ 302,424	0.00	0.41	$ 147,620	93	$ 147,287
71-10-08-205-017.000-031	7131050-031	31f	0.36	510	8/12/2022	$ 255,000	$ 291,640	0.00	0.36	$ 161,833	93	$ 147,287
71-10-05-452-003.000-031	7131050-031	31f	0.38	510	7/21/2022	$ 285,000	$ 327,963	0.00	0.38	$ 174,326	93	$ 147,287
71-10-08-127-015.000-031	7131050-031	31f	0.36	510	7/6/2022	$ 260,000	$ 299,194	0.00	0.36	$ 166,448	93	$ 147,287
71-10-06-479-013.000-031	7131050-031	31f	1.44	510	6/16/2022	$ 370,000	$ 419,773	0.44	1.00	$ 58,302	93	$ 147,287
71-10-08-205-003.000-031	7131050-031	31f	0.72	510	6/10/2022	$ 240,000	$ 277,896	0.00	0.72	$ 77,103	93	$ 147,287
71-10-08-103-009.000-031	7131050-031	31f	0.81	510	5/16/2022	$ 403,200	$ 459,825	0.00	0.81	$ 113,807	93	$ 147,287
71-10-08-127-016.000-031	7131050-031	31f	0.40	510	5/7/2022	$ 307,500	$ 350,685	0.00	0.40	$ 174,651	93	$ 147,287
71-10-08-203-014.000-031	7131050-031	31f	0.37	510	4/28/2022	$ 291,000	$ 341,189	0.00	0.37	$ 185,777	93	$ 147,287
71-10-08-203-021.000-031	7131050-031	31f	0.43	510	3/16/2022	$ 225,000	$ 265,474	0.00	0.43	$ 122,761	93	$ 147,287
71-10-08-103-006.000-031	7131050-031	31f	0.43	510	2/28/2022	$ 184,000	$ 223,178	0.00	0.43	$ 103,974	93	$ 147,287
71-10-05-351-006.000-031	7131050-031	31f	0.40	510	12/17/2021	$ 199,000	$ 244,760	0.00	0.40	$ 122,746	93	$ 147,287
71-10-08-103-018.000-031	7131050-031	31f	0.48	510	12/16/2021	$ 196,000	$ 241,070	0.00	0.48	$ 100,009	93	$ 147,287
71-10-08-203-007.000-031	7131050-031	31f	0.36	510	12/16/2021	$ 215,000	$ 258,564	0.00	0.36	$ 143,023	93	$ 147,287
71-10-05-376-015.000-031	7131050-031	31f	0.42	510	11/29/2021	$ 235,000	$ 284,436	0.00	0.42	$ 135,410	93	$ 147,287
71-10-05-453-009.000-031	7131050-031	31f	0.38	510	11/3/2021	$ 313,000	$ 368,319	0.00	0.38	$ 194,472	93	$ 147,287
71-10-05-401-012.000-031	7131050-031	31f	0.43	510	10/29/2021	$ 157,500	$ 196,450	0.00	0.43	$ 90,353	93	$ 147,287
71-10-06-426-001.000-031	7131050-031	31f	0.90	510	10/27/2021	$ 200,000	$ 249,460	0.00	0.90	$ 55,528	93	$ 147,287
71-10-05-376-005.000-031	7131050-031	31f	0.36	510	10/26/2021	$ 280,000	$ 341,091	0.00	0.36	$ 189,189	93	$ 147,287
71-10-05-353-008.000-031	7131050-031	31f	0.40	510	10/22/2021	$ 290,000	$ 353,273	0.00	0.40	$ 177,646	93	$ 147,287
71-10-08-205-013.000-031	7131050-031	31f	0.36	510	10/22/2021	$ 250,000	$ 304,546	0.00	0.36	$ 168,994	93	$ 147,287

State Parcel Number	Neighborhood Code	Market Area	Acres	Property Class	Sale Date	Adj Sale Price	Time Adjusted Sale Price (TASP)	Res Excess Acres	Res Homesite/ Frontage Acres	TASP/Acre	NBHD Sale Count	Median TASP/Acre
71-10-08-102-005.000-031	7131050-031	31f	0.69	510	10/19/2021	$ 188,000	$ 234,492	0.00	0.69	$ 67,870	93	$ 147,287
71-10-08-129-002.000-031	7131050-031	31f	0.34	510	8/27/2021	$ 255,000	$ 314,682	0.00	0.34	$ 182,767	93	$ 147,287
71-10-05-401-003.000-031	7131050-031	31f	1.00	510	8/17/2021	$ 325,000	$ 388,463	0.00	1.00	$ 77,911	93	$ 147,287
71-10-06-476-004.000-031	7131050-031	31f	0.51	510	8/6/2021	$ 280,000	$ 345,533	0.00	0.51	$ 136,831	93	$ 147,287
71-10-08-126-017.000-031	7131050-031	31f	0.48	510	7/14/2021	$ 325,000	$ 390,483	0.00	0.48	$ 163,434	93	$ 147,287
71-10-08-102-010.000-031	7131050-031	31f	0.69	510	7/9/2021	$ 219,900	$ 273,135	0.00	0.69	$ 78,793	93	$ 147,287
71-10-05-301-022.000-031	7131050-031	31f	0.74	510	6/16/2021	$ 210,500	$ 263,167	0.00	0.74	$ 70,665	93	$ 147,287
71-10-08-205-010.000-031	7131050-031	31f	0.33	510	5/28/2021	$ 174,500	$ 225,458	0.00	0.33	$ 136,402	93	$ 147,287
71-10-08-130-009.000-031	7131050-031	31f	0.38	510	4/19/2021	$ 260,000	$ 329,324	0.00	0.38	$ 171,883	93	$ 147,287
71-10-08-203-015.000-031	7131050-031	31f	0.31	510	4/5/2021	$ 206,000	$ 260,926	0.00	0.31	$ 166,108	93	$ 147,287
71-10-05-402-007.000-031	7131050-031	31f	0.38	510	3/1/2021	$ 230,000	$ 293,239	0.00	0.38	$ 155,964	93	$ 147,287
71-10-08-205-011.000-031	7131050-031	31f	0.35	510	11/3/2020	$ 189,350	$ 255,239	0.00	0.35	$ 147,067	93	$ 147,287
71-10-05-352-009.000-031	7131050-031	31f	0.46	510	10/30/2020	$ 192,500	$ 261,322	0.00	0.46	$ 112,928	93	$ 147,287
71-10-05-301-011.000-031	7131050-031	31f	0.52	510	10/22/2020	$ 182,000	$ 247,068	0.00	0.52	$ 95,026	93	$ 147,287
71-10-08-130-012.000-031	7131050-031	31f	0.40	510	10/16/2020	$ 320,000	$ 402,466	0.00	0.40	$ 199,959	93	$ 147,287
71-10-05-354-013.000-031	7131050-031	31f	0.43	510	8/3/2020	$ 240,000	$ 320,378	0.00	0.43	$ 150,628	93	$ 147,287
71-10-05-453-012.000-031	7131050-031	31f	0.36	510	7/30/2020	$ 292,000	$ 392,361	0.00	0.36	$ 219,119	93	$ 147,287
71-10-05-402-011.000-031	7131050-031	31f	0.34	510	7/29/2020	$ 236,900	$ 318,323	0.00	0.34	$ 184,882	93	$ 147,287
71-10-05-377-005.000-031	7131050-031	31f	0.34	510	7/13/2020	$ 205,000	$ 284,228	0.00	0.34	$ 165,079	93	$ 147,287
71-10-08-130-014.000-031	7131050-031	31f	0.37	510	7/10/2020	$ 241,000	$ 323,833	0.00	0.37	$ 177,436	93	$ 147,287
71-10-06-427-012.000-031	7131050-031	31f	0.51	510	5/28/2020	$ 194,900	$ 274,036	0.00	0.51	$ 108,518	93	$ 147,287
71-10-08-102-021.000-031	7131050-031	31f	0.48	510	2/28/2020	$ 160,000	$ 229,713	0.00	0.48	$ 95,298	93	$ 147,287
71-10-05-326-005.000-031	7131050-031	31f	2.50	510	12/9/2019	$ 270,000	$ 379,782	1.50	1.00	$ 30,383	93	$ 147,287
71-10-08-103-014.000-031	7131050-031	31f	0.73	510	12/5/2019	$ 165,000	$ 240,187	0.00	0.73	$ 65,823	93	$ 147,287
71-10-08-127-020.000-031	7131050-031	31f	0.34	510	11/1/2019	$ 180,000	$ 263,828	0.00	0.34	$ 154,156	93	$ 147,287
71-10-08-127-007.000-031	7131050-031	31f	0.22	510	8/9/2019	$ 197,000	$ 294,706	0.00	0.22	$ 265,895	93	$ 147,287
71-10-07-227-013.000-031	7131050-031	31f	0.37	510	6/14/2019	$ 180,000	$ 272,922	0.00	0.37	$ 149,541	93	$ 147,287
71-10-05-380-001.000-031	7131050-031	31f	0.36	510	5/21/2019	$ 205,000	$ 312,908	0.00	0.36	$ 173,083	93	$ 147,287
71-10-08-204-020.000-031	7131050-031	31f	0.36	510	4/25/2019	$ 170,000	$ 261,211	0.00	0.36	$ 144,947	93	$ 147,287
71-10-08-202-009.000-031	7131050-031	31f	0.37	510	2/8/2019	$ 189,900	$ 295,644	0.00	0.37	$ 161,990	93	$ 147,287

State Parcel Number	Neighborhood Code	Market Area	Acres	Property Class	Sale Date	Adj Sale Price	Time Adjusted Sale Price (TASP)	Res Excess Acres	Res Homesite/ Frontage Acres	TASP/Acre	NBHD Sale Count	Median TASP/Acre
71-10-04-355-105.000-031	7131051-031	31g	0.28	510	12/11/2024	$ 370,000	$ 370,000	0.00	0.28	$ 268,620	50	$ 242,353
71-10-04-355-098.000-031	7131051-031	31g	0.28	510	12/6/2024	$ 349,900	$ 349,900	0.00	0.28	$ 254,027	50	$ 242,353
71-10-04-355-089.000-031	7131051-031	31g	0.28	510	11/6/2024	$ 325,000	$ 325,555	0.00	0.28	$ 236,353	50	$ 242,353
71-10-04-352-025.000-031	7131051-031	31g	0.28	510	8/20/2024	$ 300,000	$ 303,276	0.00	0.28	$ 220,179	50	$ 242,353
71-10-04-352-019.000-031	7131051-031	31g	0.28	510	8/17/2024	$ 327,500	$ 330,453	0.00	0.28	$ 239,909	50	$ 242,353
71-10-05-429-008.000-031	7131051-031	31g	0.31	510	8/6/2024	$ 340,000	$ 343,066	0.00	0.31	$ 221,392	50	$ 242,353
71-10-04-355-048.000-031	7131051-031	31g	0.28	510	7/17/2024	$ 315,000	$ 318,797	0.00	0.28	$ 228,853	50	$ 242,353
71-10-05-427-003.000-031	7131051-031	31g	0.44	510	7/1/2024	$ 415,000	$ 420,002	0.00	0.44	$ 189,549	50	$ 242,353
71-10-04-353-018.000-031	7131051-031	31g	0.28	510	5/6/2024	$ 348,000	$ 354,560	0.00	0.28	$ 257,410	50	$ 242,353
71-10-04-353-033.000-031	7131051-031	31g	0.28	510	4/2/2024	$ 379,362	$ 387,922	0.00	0.28	$ 281,632	50	$ 242,353
71-10-05-480-007.000-031	7131051-031	31g	0.27	510	3/6/2024	$ 320,000	$ 328,469	0.00	0.27	$ 240,069	50	$ 242,353
71-10-04-302-006.000-031	7131051-031	31g	0.28	510	2/15/2024	$ 355,000	$ 365,842	0.00	0.28	$ 265,601	50	$ 242,353
71-10-05-426-014.000-031	7131051-031	31g	0.45	510	2/12/2024	$ 270,000	$ 279,612	0.00	0.45	$ 123,647	50	$ 242,353
71-10-04-353-017.000-031	7131051-031	31g	0.28	510	8/29/2023	$ 315,000	$ 333,244	0.00	0.28	$ 241,936	50	$ 242,353
71-10-04-355-066.000-031	7131051-031	31g	0.28	510	8/24/2023	$ 360,000	$ 380,851	0.00	0.28	$ 269,316	50	$ 242,353
71-10-04-355-059.000-031	7131051-031	31g	0.40	510	8/10/2023	$ 405,000	$ 428,457	0.00	0.40	$ 216,414	50	$ 242,353
71-10-05-430-010.000-031	7131051-031	31g	0.35	510	6/30/2023	$ 404,000	$ 431,452	0.00	0.35	$ 249,506	50	$ 242,353
71-10-04-352-037.000-031	7131051-031	31g	0.28	510	5/25/2023	$ 347,000	$ 372,368	0.00	0.28	$ 270,339	50	$ 242,353
71-10-04-355-039.000-031	7131051-031	31g	0.39	510	4/14/2023	$ 319,900	$ 344,963	0.00	0.39	$ 176,493	50	$ 242,353
71-10-04-353-020.000-031	7131051-031	31g	0.42	510	3/1/2023	$ 315,000	$ 341,355	0.00	0.42	$ 162,774	50	$ 242,353
71-10-04-353-024.000-031	7131051-031	31g	0.28	510	1/9/2023	$ 313,000	$ 342,589	0.00	0.28	$ 248,719	50	$ 242,353
71-10-05-426-015.000-031	7131051-031	31g	0.49	510	1/6/2023	$ 265,000	$ 294,106	0.00	0.49	$ 120,034	50	$ 242,353
71-10-04-355-082.000-031	7131051-031	31g	0.32	510	12/1/2022	$ 310,000	$ 341,021	0.00	0.32	$ 210,529	50	$ 242,353
71-10-04-355-004.000-031	7131051-031	31g	0.28	510	11/14/2022	$ 335,000	$ 370,400	0.00	0.28	$ 261,926	50	$ 242,353
71-10-04-355-101.000-031	7131051-031	31g	0.29	510	10/7/2022	$ 355,000	$ 394,523	0.00	0.29	$ 276,071	50	$ 242,353
71-10-04-355-081.000-031	7131051-031	31g	0.28	510	9/30/2022	$ 300,000	$ 341,016	0.00	0.28	$ 247,578	50	$ 242,353
71-10-04-355-107.000-031	7131051-031	31g	0.28	510	9/6/2022	$ 290,000	$ 329,649	0.00	0.28	$ 239,325	50	$ 242,353
71-10-05-429-009.000-031	7131051-031	31g	0.28	510	8/31/2022	$ 316,900	$ 355,823	0.00	0.28	$ 258,328	50	$ 242,353
71-10-05-426-002.000-031	7131051-031	31g	0.35	510	8/12/2022	$ 295,000	$ 337,388	0.00	0.35	$ 194,593	50	$ 242,353
71-10-05-480-005.000-031	7131051-031	31g	0.28	510	7/18/2022	$ 339,000	$ 382,612	0.00	0.28	$ 274,122	50	$ 242,353
71-10-05-432-005.000-031	7131051-031	31g	0.28	510	7/7/2022	$ 295,000	$ 339,470	0.00	0.28	$ 245,392	50	$ 242,353
71-10-05-431-015.000-031	7131051-031	31g	0.33	510	6/9/2022	$ 319,900	$ 362,934	0.00	0.33	$ 220,248	50	$ 242,353
71-10-04-355-088.000-031	7131051-031	31g	0.28	510	6/8/2022	$ 350,000	$ 397,083	0.00	0.28	$ 286,373	50	$ 242,353
71-10-04-355-046.000-031	7131051-031	31g	0.39	510	5/5/2022	$ 315,000	$ 359,239	0.00	0.39	$ 183,937	50	$ 242,353
71-10-04-353-027.000-031	7131051-031	31g	0.28	510	4/29/2022	$ 585,000	$ 670,644	0.00	0.28	$ 486,888	50	$ 242,353
71-10-04-302-009.000-031	7131051-031	31g	0.33	510	4/20/2022	$ 340,000	$ 389,776	0.00	0.33	$ 238,800	50	$ 242,353
71-10-04-351-005.000-031	7131051-031	31g	0.28	510	3/31/2022	$ 285,000	$ 336,267	0.00	0.28	$ 244,130	50	$ 242,353
71-10-04-355-009.000-031	7131051-031	31g	0.28	510	3/31/2022	$ 320,000	$ 368,768	0.00	0.28	$ 259,089	50	$ 242,353
71-10-05-431-013.000-031	7131051-031	31g	0.28	510	2/18/2022	$ 360,000	$ 417,037	0.00	0.28	$ 296,832	50	$ 242,353
71-10-05-430-009.000-031	7131051-031	31g	0.33	510	2/11/2022	$ 350,000	$ 405,452	0.00	0.33	$ 242,770	50	$ 242,353
71-10-05-431-010.000-031	7131051-031	31g	0.33	510	10/15/2021	$ 320,000	$ 378,526	0.00	0.33	$ 231,419	50	$ 242,353
71-10-05-432-004.000-031	7131051-031	31g	0.31	510	9/17/2021	$ 340,000	$ 404,284	0.00	0.31	$ 258,980	50	$ 242,353
71-10-05-431-007.000-031	7131051-031	31g	0.28	510	8/24/2021	$ 350,000	$ 418,344	0.00	0.28	$ 303,718	50	$ 242,353
71-10-05-430-014.000-031	7131051-031	31g	0.28	510	7/21/2021	$ 271,000	$ 336,606	0.00	0.28	$ 244,376	50	$ 242,353
71-10-04-355-090.000-031	7131051-031	31g	0.28	510	3/29/2021	$ 241,900	$ 308,410	0.00	0.28	$ 223,906	50	$ 242,353
71-10-04-355-024.000-031	7131051-031	31g	0.31	510	10/16/2020	$ 255,000	$ 335,959	0.00	0.31	$ 219,028	50	$ 242,353
71-10-04-352-010.000-031	7131051-031	31g	0.35	510	8/19/2020	$ 227,000	$ 303,025	0.00	0.35	$ 175,435	50	$ 242,353
71-10-04-355-056.000-031	7131051-031	31g	0.28	510	12/6/2019	$ 225,000	$ 316,485	0.00	0.28	$ 229,768	50	$ 242,353
71-10-04-355-017.000-031	7131051-031	31g	0.29	510	12/4/2019	$ 250,000	$ 351,650	0.00	0.29	$ 239,341	50	$ 242,353
71-10-04-352-001.000-031	7131051-031	31g	0.28	510	4/5/2019	$ 235,000	$ 347,947	0.00	0.28	$ 252,610	50	$ 242,353

State Parcel Number	Neighborhood Code	Market Area	Acres	Property Class	Sale Date	Adj Sale Price	Time Adjusted Sale Price (TASP)	Res Excess Acres	Res Homesite/ Frontage Acres	TASP/Acre	NBHD Sale Count	Median TASP/Acre
71-10-09-104-006.000-031	7131052-031	31g	0.22	510	12/9/2024	$ 650,000	$ 650,000	0.00	0.22	$ 593,274	32	$ 202,614
71-10-09-126-011.000-031	7131052-031	31g	2.50	510	9/30/2024	$ 315,000	$ 316,971	1.50	1.00	$ 25,317	32	$ 202,614
71-10-07-152-001.000-031	7131052-031	31g	0.66	510	9/13/2024	$ 630,839	$ 634,787	0.00	0.66	$ 193,637	32	$ 202,614
71-10-08-155-001.000-031	7131052-031	31g	0.07	510	9/6/2024	$ 170,000	$ 171,471	0.00	0.07	$ 474,241	32	$ 202,614
71-10-07-276-005.000-031	7131052-031	31g	0.46	510	8/12/2024	$ 479,000	$ 483,319	0.00	0.46	$ 211,592	32	$ 202,614
71-10-09-126-016.000-031	7131052-031	31g	0.50	510	7/31/2024	$ 230,000	$ 233,321	0.00	0.50	$ 93,854	32	$ 202,614
71-10-09-205-014.000-031	7131052-031	31g	0.16	510	5/14/2024	$ 393,382	$ 400,797	0.00	0.16	$ 487,674	32	$ 202,614
71-10-08-277-010.000-031	7131052-031	31g	0.52	510	4/27/2024	$ 335,000	$ 342,559	0.00	0.52	$ 131,895	32	$ 202,614
71-10-08-176-004.000-031	7131052-031	31g	0.71	510	10/5/2023	$ 220,000	$ 232,305	0.00	0.71	$ 65,709	32	$ 202,614
71-10-09-251-004.000-031	7131052-031	31g	0.18	510	10/5/2023	$ 320,000	$ 335,456	0.00	0.18	$ 366,226	32	$ 202,614
71-10-09-176-005.000-031	7131052-031	31g	0.87	510	9/29/2023	$ 715,000	$ 752,934	0.00	0.87	$ 172,167	32	$ 202,614
71-10-08-154-012.000-031	7131052-031	31g	0.18	510	8/30/2023	$ 364,000	$ 385,083	0.00	0.18	$ 432,881	32	$ 202,614
71-10-08-277-006.000-031	7131052-031	31g	0.26	510	3/6/2023	$ 715,000	$ 774,821	0.00	0.26	$ 595,259	32	$ 202,614
71-10-07-202-006.000-031	7131052-031	31g	1.00	510	3/2/2023	$ 402,500	$ 436,176	0.00	1.00	$ 87,355	32	$ 202,614
71-10-08-176-008.000-031	7131052-031	31g	0.71	510	12/22/2022	$ 450,000	$ 495,031	0.00	0.71	$ 139,570	32	$ 202,614
71-10-08-276-001.000-031	7131052-031	31g	0.66	510	11/12/2022	$ 700,000	$ 773,969	0.00	0.66	$ 234,536	32	$ 202,614
71-10-08-156-003.000-031	7131052-031	31g	0.38	510	9/26/2022	$ 280,000	$ 318,281	0.00	0.38	$ 169,698	32	$ 202,614
71-10-07-276-006.000-031	7131052-031	31g	0.20	510	8/30/2022	$ 350,000	$ 392,989	0.00	0.20	$ 386,861	32	$ 202,614
71-10-07-202-008.000-031	7131052-031	31g	1.08	510	6/13/2022	$ 650,000	$ 737,439	0.00	1.08	$ 136,693	32	$ 202,614
71-10-07-276-012.000-031	7131052-031	31g	0.44	510	6/7/2022	$ 600,000	$ 680,713	0.00	0.44	$ 308,072	32	$ 202,614
71-10-08-157-013.000-031	7131052-031	31g	0.27	510	2/10/2022	$ 360,000	$ 417,037	0.00	0.27	$ 313,479	32	$ 202,614
71-10-07-176-013.000-031	7131052-031	31g	0.68	510	1/14/2022	$ 200,000	$ 244,279	0.00	0.68	$ 72,019	32	$ 202,614
71-10-08-277-005.000-031	7131052-031	31g	0.21	510	12/21/2021	$ 296,000	$ 355,977	0.00	0.21	$ 340,800	32	$ 202,614
71-10-09-205-012.000-031	7131052-031	31g	0.17	510	10/5/2021	$ 125,000	$ 150,857	0.00	0.17	$ 178,569	32	$ 202,614
71-10-09-103-002.000-031	7131052-031	31g	0.46	510	7/30/2021	$ 365,000	$ 438,542	0.00	0.46	$ 190,671	32	$ 202,614
71-10-08-277-003.000-031	7131052-031	31g	1.05	510	5/7/2021	$ 475,000	$ 576,630	0.05	1.00	$ 109,834	32	$ 202,614
71-10-09-251-005.000-031	7131052-031	31g	0.22	510	8/9/2019	$ 355,000	$ 476,199	0.00	0.22	$ 433,824	32	$ 202,614
71-10-09-229-004.000-031	7131052-031	31g	0.87	599	7/30/2019	$ 290,000	$ 421,275	0.00	0.87	$ 96,304	32	$ 202,614
71-10-09-251-010.000-031	7131052-031	31g	0.43	510	5/15/2019	$ 450,000	$ 610,971	0.00	0.43	$ 283,126	32	$ 202,614
71-10-08-276-009.000-031	7131052-031	31g	1.65	510	4/22/2019	$ 575,000	$ 783,695	0.65	1.00	$ 94,993	32	$ 202,614
71-10-09-176-003.000-031	7131052-031	31g	0.30	510	4/19/2019	$ 405,000	$ 551,994	0.00	0.30	$ 369,921	32	$ 202,614
71-10-08-154-018.000-031	7131052-031	31g	0.29	510	3/8/2019	$ 290,000	$ 432,093	0.00	0.29	$ 300,191	32	$ 202,614

State Parcel Number	Neighborhood Code	Market Area	Acres	Property Class	Sale Date	Adj Sale Price	Time Adjusted Sale Price (TASP)	Res Excess Acres	Res Homesite/ Frontage Acres	TASP/Acre	NBHD Sale Count	Median TASP/Acre
71-10-04-402-001.000-031	7131053-031	31f	2.00	510	9/20/2024	$ 160,000	$ 161,385	1.00	1.00	$ 16,138	16	$ 162,829
71-10-04-454-006.000-031	7131053-031	31f	0.40	510	3/27/2024	$ 291,500	$ 300,522	0.00	0.40	$ 149,301	16	$ 162,829
71-10-04-407-003.000-031	7131053-031	31f	0.38	510	11/28/2022	$ 329,900	$ 364,761	0.00	0.38	$ 193,957	16	$ 162,829
71-10-09-204-004.000-031	7131053-031	31f	0.34	510	7/12/2022	$ 309,300	$ 349,091	0.00	0.34	$ 202,550	16	$ 162,829
71-10-09-203-005.000-031	7131053-031	31f	0.27	510	5/12/2022	$ 296,600	$ 345,581	0.00	0.27	$ 259,543	16	$ 162,829
71-10-04-406-003.000-031	7131053-031	31f	0.35	510	12/17/2021	$ 275,000	$ 330,722	0.00	0.35	$ 191,191	16	$ 162,829
71-10-04-407-002.000-031	7131053-031	31f	0.43	510	10/7/2021	$ 252,000	$ 306,982	0.00	0.43	$ 142,865	16	$ 162,829
71-10-04-452-008.000-031	7131053-031	31f	0.49	510	8/27/2021	$ 250,000	$ 308,511	0.00	0.49	$ 126,542	16	$ 162,829
71-10-04-454-011.000-031	7131053-031	31f	0.42	510	9/24/2020	$ 250,000	$ 331,542	0.00	0.42	$ 157,877	16	$ 162,829
71-10-04-407-005.000-031	7131053-031	31f	0.35	510	7/2/2020	$ 240,000	$ 322,489	0.00	0.35	$ 182,437	16	$ 162,829
71-10-04-404-001.000-031	7131053-031	31f	0.35	510	6/22/2020	$ 199,000	$ 277,850	0.00	0.35	$ 158,772	16	$ 162,829
71-10-04-403-001.000-031	7131053-031	31f	1.26	510	5/29/2020	$ 235,000	$ 319,940	0.26	1.00	$ 50,688	16	$ 162,829
71-10-09-204-001.000-031	7131053-031	31f	0.37	510	12/4/2019	$ 180,000	$ 262,022	0.00	0.37	$ 143,460	16	$ 162,829
71-10-04-405-006.000-031	7131053-031	31f	0.33	510	7/12/2019	$ 235,000	$ 341,378	0.00	0.33	$ 206,548	16	$ 162,829
71-10-04-454-002.000-031	7131053-031	31f	0.36	510	7/11/2019	$ 219,500	$ 318,862	0.00	0.36	$ 179,452	16	$ 162,829
71-10-04-405-002.000-031	7131053-031	31f	0.38	510	5/3/2019	$ 216,000	$ 317,798	0.00	0.38	$ 166,887	16	$ 162,829

State Parcel Number	Neighborhood Code	Market Area	Acres	Property Class	Sale Date	Adj Sale Price	Time Adjusted Sale Price (TASP)	Res Excess Acres	Res Homesite/ Frontage Acres	TASP/Acre	NBHD Sale Count	Median TASP/Acre
71-10-04-429-001.000-031	7131054-031	31c	0.52	510	6/24/2024	$ 150,000	$ 153,129	0.00	0.52	$ 58,563	17	$ 99,010
71-10-04-477-010.000-031	7131054-031	31c	0.25	510	12/6/2023	$ 90,000	$ 91,508	0.00	0.25	$ 72,991	17	$ 99,010
71-10-04-481-003.000-031	7131054-031	31c	0.37	510	9/8/2023	$ 205,000	$ 219,493	0.00	0.37	$ 119,514	17	$ 99,010
71-10-04-427-024.000-031	7131054-031	31c	0.27	510	7/11/2023	$ 163,000	$ 176,641	0.00	0.27	$ 130,504	17	$ 99,010
71-10-04-429-018.000-031	7131054-031	31c	0.13	510	11/18/2022	$ 118,000	$ 130,851	0.00	0.13	$ 197,844	17	$ 99,010
71-10-04-430-008.000-031	7131054-031	31c	0.13	510	7/21/2022	$ 149,000	$ 174,610	0.00	0.13	$ 278,558	17	$ 99,010
71-10-04-478-002.000-031	7131054-031	31c	0.65	510	6/13/2022	$ 220,000	$ 254,738	0.00	0.65	$ 77,869	17	$ 99,010
71-10-04-476-001.000-031	7131054-031	31c	0.26	510	11/15/2021	$ 159,900	$ 198,050	0.00	0.26	$ 149,723	17	$ 99,010
71-10-04-427-025.000-031	7131054-031	31c	0.27	510	10/23/2020	$ 60,000	$ 71,151	0.00	0.27	$ 52,567	17	$ 99,010
71-10-04-480-026.000-031	7131054-031	31c	0.13	510	10/23/2020	$ 70,000	$ 83,009	0.00	0.13	$ 132,426	17	$ 99,010
71-10-04-426-002.000-031	7131054-031	31c	0.25	510	10/16/2020	$ 50,000	$ 59,292	0.00	0.25	$ 47,364	17	$ 99,010
71-10-04-426-005.000-031	7131054-031	31c	0.26	510	10/9/2020	$ 135,000	$ 177,273	0.00	0.26	$ 136,190	17	$ 99,010
71-10-04-480-016.000-031	7131054-031	31c	0.24	510	10/6/2020	$ 79,500	$ 94,275	0.00	0.24	$ 76,989	17	$ 99,010
71-10-04-429-020.000-031	7131054-031	31c	0.53	510	10/1/2020	$ 142,000	$ 186,465	0.00	0.53	$ 70,483	17	$ 99,010
71-10-04-480-017.000-031	7131054-031	31c	0.37	510	9/24/2020	$ 137,500	$ 181,858	0.00	0.37	$ 99,010	17	$ 99,010
71-10-04-478-001.000-031	7131054-031	31c	0.67	510	8/12/2019	$ 124,900	$ 181,554	0.00	0.67	$ 54,410	17	$ 99,010
71-10-04-430-006.000-031	7131054-031	31c	0.13	510	3/4/2019	$ 98,000	$ 147,736	0.00	0.13	$ 235,685	17	$ 99,010

State Parcel Number	Neighborhood Code	Market Area	Acres	Property Class	Sale Date	Adj Sale Price	Time Adjusted Sale Price (TASP)	Res Excess Acres	Res Homesite/ Frontage Acres	TASP/Acre	NBHD Sale Count	Median TASP/Acre
71-10-08-306-003.000-031	7131056-031	31e	0.44	510	12/20/2024	$ 191,000	$ 191,000	0.00	0.44	$ 86,666	86	$ 70,140
71-10-08-351-030.000-031	7131056-031	31e	0.23	510	11/22/2024	$ 155,000	$ 155,373	0.00	0.23	$ 135,361	86	$ 70,140
71-09-29-378-003.000-031	7131056-031	31e	0.60	510	10/18/2024	$ 199,900	$ 200,961	0.00	0.60	$ 67,079	86	$ 70,140
71-10-17-108-005.000-031	7131056-031	31e	0.11	510	10/4/2024	$ 160,000	$ 160,850	0.00	0.11	$ 291,942	86	$ 70,140
71-10-16-451-008.000-031	7131056-031	31e	0.35	510	10/3/2024	$ 270,000	$ 271,287	0.00	0.35	$ 154,001	86	$ 70,140
71-09-26-251-019.000-031	7131056-031	31e	0.61	510	8/23/2024	$ 480,000	$ 484,328	0.00	0.61	$ 159,828	86	$ 70,140
71-10-17-103-007.000-031	7131056-031	31e	0.13	510	7/24/2024	$ 185,000	$ 188,047	0.00	0.13	$ 299,994	86	$ 70,140
71-09-01-201-015.000-031	7131056-031	31e	0.34	510	7/16/2024	$ 245,000	$ 248,538	0.00	0.34	$ 144,351	86	$ 70,140
71-10-21-300-015.000-031	7131056-031	31e	0.74	510	5/28/2024	$ 357,625	$ 364,366	0.00	0.74	$ 97,865	86	$ 70,140
71-10-08-351-033.000-031	7131056-031	31e	0.67	511	5/22/2024	$ 231,500	$ 236,650	0.00	0.67	$ 70,126	86	$ 70,140
71-10-21-100-019.000-031	7131056-031	31e	0.75	510	5/10/2024	$ 249,900	$ 255,459	0.00	0.75	$ 68,122	86	$ 70,140
71-10-17-128-011.000-031	7131056-031	31e	0.22	510	5/2/2024	$ 195,000	$ 199,979	0.00	0.22	$ 181,480	86	$ 70,140
71-09-29-378-006.000-031	7131056-031	31e	0.60	510	5/1/2024	$ 259,000	$ 264,762	0.00	0.60	$ 88,376	86	$ 70,140
71-10-16-451-001.000-031	7131056-031	31e	0.80	510	4/26/2024	$ 200,000	$ 206,092	0.00	0.80	$ 51,814	86	$ 70,140
71-10-16-451-003.000-031	7131056-031	31e	0.53	510	4/15/2024	$ 174,000	$ 179,300	0.00	0.53	$ 67,036	86	$ 70,140
71-09-01-226-006.000-031	7131056-031	31e	2.97	510	4/2/2024	$ 145,000	$ 149,417	1.97	1.00	$ 10,062	86	$ 70,140
71-10-17-152-003.000-031	7131056-031	31e	0.42	510	3/14/2024	$ 185,000	$ 191,591	0.00	0.42	$ 91,460	86	$ 70,140
71-10-28-151-003.000-031	7131056-031	31e	1.29	510	3/8/2024	$ 360,000	$ 369,528	0.29	1.00	$ 57,207	86	$ 70,140
71-09-01-201-003.000-031	7131056-031	31e	1.49	510	2/9/2024	$ 225,000	$ 233,010	0.49	1.00	$ 31,276	86	$ 70,140
71-10-08-351-002.000-031	7131056-031	31e	0.66	510	2/9/2024	$ 328,000	$ 338,017	0.00	0.66	$ 102,045	86	$ 70,140
71-10-17-451-003.000-031	7131056-031	31e	0.62	510	2/1/2024	$ 210,000	$ 217,476	0.00	0.62	$ 70,153	86	$ 70,140
71-10-08-306-005.000-031	7131056-031	31e	0.34	510	12/8/2023	$ 167,000	$ 175,744	0.00	0.34	$ 102,414	86	$ 70,140
71-10-17-176-008.000-031	7131056-031	31e	0.42	510	11/27/2023	$ 120,000	$ 124,622	0.00	0.42	$ 59,328	86	$ 70,140
71-10-28-400-005.000-031	7131056-031	31e	2.35	510	11/3/2023	$ 525,000	$ 547,922	1.35	1.00	$ 46,632	86	$ 70,140
71-10-17-130-010.000-031	7131056-031	31e	0.16	510	11/2/2023	$ 175,250	$ 185,469	0.00	0.16	$ 228,222	86	$ 70,140
71-10-28-200-005.000-031	7131056-031	31e	0.64	510	10/10/2023	$ 120,000	$ 125,214	0.00	0.64	$ 39,351	86	$ 70,140
71-09-26-277-003.000-031	7131056-031	31e	0.66	510	10/2/2023	$ 270,760	$ 285,905	0.00	0.66	$ 86,757	86	$ 70,140
71-10-08-351-014.000-031	7131056-031	31e	0.69	510	9/22/2023	$ 177,000	$ 189,514	0.00	0.69	$ 55,035	86	$ 70,140
71-10-16-351-010.000-031	7131056-031	31e	1.49	510	8/25/2023	$ 277,500	$ 296,098	0.40	1.00	$ 39,745	86	$ 70,140
71-10-16-351-011.000-031	7131056-031	31e	1.49	510	7/20/2023	$ 300,000	$ 321,831	0.40	1.00	$ 43,199	86	$ 70,140
71-10-21-276-004.000-031	7131056-031	31e	1.00	510	6/30/2023	$ 315,000	$ 336,404	0.00	0.88	$ 67,140	86	$ 70,140
71-10-16-452-006.000-031	7131056-031	31e	0.36	510	6/27/2023	$ 240,000	$ 258,876	0.00	0.36	$ 143,651	86	$ 70,140
71-10-17-131-005.000-031	7131056-031	31e	0.11	510	6/16/2023	$ 96,000	$ 102,244	0.00	0.11	$ 185,572	86	$ 70,140
71-10-16-377-015.000-031	7131056-031	31e	1.99	510	6/15/2023	$ 340,000	$ 363,103	0.99	1.00	$ 36,493	86	$ 70,140
71-10-16-377-013.000-031	7131056-031	31e	1.24	510	4/3/2023	$ 350,110	$ 377,540	0.24	1.00	$ 60,893	86	$ 70,140
71-10-08-302-016.000-031	7131056-031	31e	0.33	510	3/29/2023	$ 98,800	$ 106,997	0.00	0.33	$ 64,509	86	$ 70,140
71-10-17-109-007.000-031	7131056-031	31e	0.11	510	3/29/2023	$ 98,800	$ 106,997	0.00	0.11	$ 197,492	86	$ 70,140
71-10-28-176-008.000-031	7131056-031	31e	0.61	510	1/11/2023	$ 224,900	$ 249,602	0.00	0.61	$ 82,368	86	$ 70,140
71-09-26-251-021.000-031	7131056-031	31e	0.88	510	12/30/2022	$ 198,000	$ 224,375	0.00	0.88	$ 50,994	86	$ 70,140
71-10-08-355-013.000-031	7131056-031	31e	0.47	510	12/1/2022	$ 204,000	$ 231,174	0.00	0.47	$ 97,577	86	$ 70,140
71-10-21-228-005.000-031	7131056-031	31e	1.13	510	10/14/2022	$ 199,000	$ 228,526	0.13	1.00	$ 40,447	86	$ 70,140

State Parcel Number	Neighborhood Code	Market Area	Acres	Property Class	Sale Date	Adj Sale Price	Time Adjusted Sale Price (TASP)	Res Excess Acres	Res Homesite/ Frontage Acres	TASP/Acre	NBHD Sale Count	Median TASP/Acre
71-10-08-305-012.000-031	7131056-031	31e	0.63	510	9/30/2022	$ 234,500	$ 266,561	0.00	0.63	$ 85,065	86	$ 70,140
71-10-17-451-002.000-031	7131056-031	31e	0.68	510	9/27/2022	$ 285,000	$ 323,965	0.00	0.68	$ 95,030	86	$ 70,140
71-10-17-128-007.000-031	7131056-031	31e	0.11	510	9/1/2022	$ 145,000	$ 167,636	0.00	0.11	$ 304,258	86	$ 70,140
71-09-26-251-017.000-031	7131056-031	31e	0.61	510	8/29/2022	$ 425,000	$ 477,201	0.00	0.61	$ 157,476	86	$ 70,140
71-10-08-355-001.000-031	7131056-031	31e	0.58	510	8/29/2022	$ 170,000	$ 197,870	0.00	0.58	$ 67,868	86	$ 70,140
71-10-16-376-007.000-031	7131056-031	31e	0.56	510	8/29/2022	$ 246,000	$ 281,347	0.00	0.56	$ 101,285	86	$ 70,140
71-10-17-128-013.000-031	7131056-031	31e	0.22	510	8/22/2022	$ 200,000	$ 232,789	0.00	0.22	$ 211,255	86	$ 70,140
71-10-08-351-011.000-031	7131056-031	31e	0.67	510	7/27/2022	$ 195,000	$ 228,516	0.00	0.67	$ 67,715	86	$ 70,140
71-09-26-226-005.000-031	7131056-031	31e	0.93	510	7/1/2022	$ 150,000	$ 175,782	0.00	0.93	$ 37,802	86	$ 70,140
71-09-01-202-010.000-031	7131056-031	31e	0.82	510	6/30/2022	$ 195,000	$ 230,081	0.00	0.82	$ 56,117	86	$ 70,140
71-10-17-105-002.000-031	7131056-031	31e	0.11	510	5/23/2022	$ 110,000	$ 126,686	0.00	0.11	$ 229,934	86	$ 70,140
71-10-17-109-011.000-031	7131056-031	31e	0.13	510	5/20/2022	$ 150,500	$ 178,798	0.00	0.13	$ 280,866	86	$ 70,140
71-09-26-203-012.000-031	7131056-031	31e	6.07	510	5/2/2022	$ 185,000	$ 219,785	5.07	1.00	$ 7,242	86	$ 70,140
71-09-29-379-005.000-031	7131056-031	31e	0.50	510	2/17/2022	$ 225,000	$ 267,161	0.00	0.50	$ 107,755	86	$ 70,140
71-09-26-278-002.000-031	7131056-031	31e	2.05	500	1/20/2022	$ 61,900	$ 68,438	1.05	1.00	$ 33,384	86	$ 70,140
71-10-17-126-004.000-031	7131056-031	31e	0.24	510	12/9/2021	$ 150,000	$ 184,492	0.00	0.24	$ 155,745	86	$ 70,140
71-10-08-304-002.000-031	7131056-031	31e	0.38	510	10/29/2021	$ 273,000	$ 332,564	0.00	0.38	$ 175,488	86	$ 70,140
71-09-26-276-005.000-031	7131056-031	31e	0.70	510	10/18/2021	$ 215,000	$ 261,910	0.00	0.70	$ 75,058	86	$ 70,140
71-09-26-251-002.000-031	7131056-031	31e	0.55	510	10/13/2021	$ 140,000	$ 168,960	0.00	0.55	$ 61,440	86	$ 70,140
71-10-08-301-016.000-031	7131056-031	31e	0.30	510	10/11/2021	$ 190,000	$ 236,987	0.00	0.30	$ 156,412	86	$ 70,140
71-09-26-203-005.000-031	7131056-031	31e	1.00	510	10/4/2021	$ 220,000	$ 268,000	0.00	1.00	$ 53,600	86	$ 70,140
71-10-21-277-001.000-031	7131056-031	31e	1.93	510	9/30/2021	$ 220,000	$ 269,737	0.93	1.00	$ 27,942	86	$ 70,140
71-10-17-107-011.000-031	7131056-031	31e	0.32	510	9/24/2021	$ 143,000	$ 173,769	0.00	0.32	$ 109,357	86	$ 70,140
71-10-08-354-010.000-031	7131056-031	31e	0.49	510	9/3/2021	$ 185,000	$ 232,378	0.00	0.49	$ 95,269	86	$ 70,140
71-10-21-276-005.000-031	7131056-031	31e	2.00	510	8/13/2021	$ 233,000	$ 287,533	0.76	1.00	$ 28,732	86	$ 70,140
71-09-26-229-001.000-031	7131056-031	31e	2.36	510	7/19/2021	$ 390,000	$ 468,579	1.36	1.00	$ 39,710	86	$ 70,140
71-10-17-130-001.000-031	7131056-031	31e	0.33	510	7/19/2021	$ 206,000	$ 255,870	0.00	0.33	$ 154,801	86	$ 70,140
71-10-16-301-001.000-031	7131056-031	31e	1.56	510	7/14/2021	$ 360,600	$ 433,256	0.38	1.00	$ 55,414	86	$ 70,140
71-10-21-100-001.000-031	7131056-031	31e	1.00	510	6/24/2021	$ 154,000	$ 197,572	0.00	1.00	$ 39,514	86	$ 70,140
71-10-21-228-004.000-031	7131056-031	31e	0.85	510	6/17/2021	$ 190,000	$ 243,757	0.00	0.85	$ 57,694	86	$ 70,140
71-10-08-303-010.000-031	7131056-031	31e	0.34	510	6/8/2021	$ 260,000	$ 325,052	0.00	0.34	$ 189,421	86	$ 70,140
71-09-26-277-002.000-031	7131056-031	31e	1.00	510	5/12/2021	$ 250,000	$ 314,595	0.00	1.00	$ 62,919	86	$ 70,140
71-04-34-276-014.000-031	7131056-031	31e	1.00	510	4/23/2021	$ 189,000	$ 245,924	0.00	0.98	$ 49,185	86	$ 70,140
71-10-17-154-006.000-031	7131056-031	31e	0.23	510	10/25/2020	$ 136,900	$ 179,768	0.00	0.23	$ 156,614	86	$ 70,140
71-10-21-227-003.000-031	7131056-031	31e	0.65	510	9/10/2020	$ 185,000	$ 252,917	0.00	0.65	$ 77,820	86	$ 70,140
71-10-21-400-001.000-031	7131056-031	31e	1.41	510	9/1/2020	$ 220,000	$ 291,757	0.41	1.00	$ 41,410	86	$ 70,140
71-10-29-100-006.000-031	7131056-031	31e	1.94	510	8/17/2020	$ 260,000	$ 347,077	0.94	1.00	$ 35,781	86	$ 70,140
71-10-09-201-005.000-031	7131056-031	31e	0.43	510	7/10/2020	$ 179,000	$ 248,179	0.00	0.43	$ 115,432	86	$ 70,140
71-10-17-476-008.000-031	7131056-031	31e	0.88	510	6/26/2020	$ 183,000	$ 255,510	0.00	0.88	$ 58,071	86	$ 70,140
71-10-21-226-013.000-031	7131056-031	31e	3.23	510	4/20/2020	$ 385,000	$ 498,437	2.23	1.00	$ 30,863	86	$ 70,140
71-09-26-277-004.000-031	7131056-031	31e	0.64	510	3/17/2020	$ 187,500	$ 267,333	0.00	0.64	$ 84,019	86	$ 70,140
71-09-23-400-009.000-031	7131056-031	31e	0.87	510	1/31/2020	$ 151,000	$ 218,297	0.00	0.87	$ 50,183	86	$ 70,140
71-09-02-478-007.000-031	7131056-031	31e	0.71	510	12/23/2019	$ 39,000	$ 48,580	0.00	0.71	$ 13,591	86	$ 70,140
71-10-21-226-004.000-031	7131056-031	31e	1.07	510	11/4/2019	$ 207,000	$ 293,060	0.07	1.00	$ 54,553	86	$ 70,140
71-10-08-302-007.000-031	7131056-031	31e	0.21	510	8/6/2019	$ 184,000	$ 275,258	0.00	0.21	$ 256,477	86	$ 70,140

State Parcel Number	Neighborhood Code	Market Area	Acres	Property Class	Sale Date	Adj Sale Price	Time Adjusted Sale Price (TASP)	Res Excess Acres	Res Homesite/ Frontage Acres	TASP/Acre	NBHD Sale Count	Median TASP/Acre
71-10-09-282-007.000-031	7131057-031	31c	0.28	510	11/21/2024	$ 300,000	$ 300,657	0.00	0.28	$ 217,642	54	$ 117,414
71-10-09-280-011.000-031	7131057-031	31c	0.28	510	10/29/2024	$ 315,000	$ 316,200	0.00	0.28	$ 226,169	54	$ 117,414
71-10-09-477-009.000-031	7131057-031	31c	0.50	510	10/1/2024	$ 122,000	$ 122,193	0.00	0.50	$ 48,945	54	$ 117,414
71-10-09-451-014.000-031	7131057-031	31c	0.50	510	9/23/2024	$ 138,000	$ 138,439	0.00	0.50	$ 55,452	54	$ 117,414
71-10-09-407-002.000-031	7131057-031	31c	0.53	510	8/20/2024	$ 313,000	$ 315,822	0.00	0.53	$ 119,178	54	$ 117,414
71-10-09-429-006.000-031	7131057-031	31c	0.50	510	7/26/2024	$ 223,000	$ 226,220	0.00	0.50	$ 90,488	54	$ 117,414
71-10-09-280-012.000-031	7131057-031	31c	0.28	510	7/11/2024	$ 322,000	$ 325,881	0.00	0.28	$ 234,712	54	$ 117,414
71-10-09-405-005.000-031	7131057-031	31c	0.28	510	7/3/2024	$ 290,000	$ 294,188	0.00	0.28	$ 213,580	54	$ 117,414
71-10-09-402-003.000-031	7131057-031	31c	0.27	510	5/10/2024	$ 269,000	$ 274,984	0.00	0.27	$ 200,844	54	$ 117,414
71-10-09-451-011.000-031	7131057-031	31c	0.46	510	4/26/2024	$ 205,000	$ 211,244	0.00	0.46	$ 90,882	54	$ 117,414
71-10-09-276-003.000-031	7131057-031	31c	1.25	510	3/29/2024	$ 236,000	$ 243,304	0.25	1.00	$ 39,072	54	$ 117,414
71-10-09-406-005.000-031	7131057-031	31c	0.69	510	3/7/2024	$ 320,000	$ 328,469	0.00	0.69	$ 95,209	54	$ 117,414
71-10-09-282-001.000-031	7131057-031	31c	0.31	510	2/26/2024	$ 270,000	$ 279,612	0.00	0.31	$ 178,460	54	$ 117,414
71-10-09-257-006.000-031	7131057-031	31c	0.28	510	2/1/2024	$ 250,870	$ 259,801	0.00	0.28	$ 188,615	54	$ 117,414
71-10-09-476-008.000-031	7131057-031	31c	0.50	510	11/17/2023	$ 169,900	$ 179,807	0.00	0.50	$ 72,022	54	$ 117,414
71-10-09-427-011.000-031	7131057-031	31c	0.28	510	10/13/2023	$ 245,000	$ 258,704	0.00	0.28	$ 187,819	54	$ 117,414
71-10-09-258-005.000-031	7131057-031	31c	0.30	510	10/11/2023	$ 277,500	$ 293,022	0.00	0.30	$ 194,012	54	$ 117,414
71-10-09-404-011.000-031	7131057-031	31c	0.28	510	6/16/2023	$ 295,000	$ 318,201	0.00	0.28	$ 231,014	54	$ 117,414
71-10-09-279-011.000-031	7131057-031	31c	1.86	510	5/22/2023	$ 160,000	$ 175,556	0.86	1.00	$ 18,877	54	$ 117,414
71-10-09-252-009.000-031	7131057-031	31c	0.17	510	11/1/2022	$ 190,000	$ 216,740	0.00	0.17	$ 253,285	54	$ 117,414
71-10-09-254-002.000-031	7131057-031	31c	0.22	510	10/26/2022	$ 155,000	$ 177,997	0.00	0.22	$ 162,805	54	$ 117,414
71-10-09-258-003.000-031	7131057-031	31c	0.32	510	8/10/2022	$ 299,000	$ 341,962	0.00	0.32	$ 215,960	54	$ 117,414
71-10-09-453-003.000-031	7131057-031	31c	0.41	510	8/8/2022	$ 206,000	$ 235,599	0.00	0.41	$ 115,649	54	$ 117,414
71-10-09-257-005.000-031	7131057-031	31c	0.28	510	4/22/2022	$ 310,000	$ 355,384	0.00	0.28	$ 258,009	54	$ 117,414
71-10-09-404-006.000-031	7131057-031	31c	0.32	510	3/10/2022	$ 237,750	$ 280,517	0.00	0.32	$ 175,188	54	$ 117,414
71-10-09-476-012.000-031	7131057-031	31c	0.50	510	2/28/2022	$ 227,000	$ 269,536	0.00	0.50	$ 107,963	54	$ 117,414
71-10-09-403-002.000-031	7131057-031	31c	0.34	510	2/24/2022	$ 159,500	$ 193,461	0.00	0.34	$ 112,362	54	$ 117,414
71-10-09-476-011.000-031	7131057-031	31c	0.50	510	1/28/2022	$ 125,400	$ 148,293	0.00	0.50	$ 59,399	54	$ 117,414
71-10-09-476-013.000-031	7131057-031	31c	0.50	510	11/12/2021	$ 185,000	$ 229,138	0.00	0.50	$ 91,782	54	$ 117,414
71-10-09-406-003.000-031	7131057-031	31c	0.43	599	10/19/2021	$ 165,000	$ 205,805	0.00	0.43	$ 95,625	54	$ 117,414
71-10-09-451-012.000-031	7131057-031	31c	0.38	510	9/7/2021	$ 158,600	$ 199,217	0.00	0.38	$ 105,186	54	$ 117,414
71-10-09-403-003.000-031	7131057-031	31c	0.52	510	8/23/2021	$ 200,000	$ 252,993	0.00	0.52	$ 97,959	54	$ 117,414
71-10-09-257-002.000-031	7131057-031	31c	0.31	510	5/28/2021	$ 253,000	$ 318,371	0.00	0.31	$ 202,338	54	$ 117,414
71-10-09-453-010.000-031	7131057-031	31c	0.20	510	5/7/2021	$ 130,000	$ 162,425	0.00	0.20	$ 163,024	54	$ 117,414
71-10-09-279-009.000-031	7131057-031	31c	0.43	510	4/8/2021	$ 181,000	$ 235,514	0.00	0.43	$ 109,080	54	$ 117,414
71-10-09-255-004.000-031	7131057-031	31c	0.51	500	1/29/2021	$ 67,000	$ 78,308	0.00	0.51	$ 155,050	54	$ 117,414
71-10-09-479-006.000-031	7131057-031	31c	0.26	510	10/16/2020	$ 145,000	$ 196,840	0.00	0.26	$ 149,561	54	$ 117,414
71-10-09-276-001.000-031	7131057-031	31c	0.34	510	9/29/2020	$ 135,000	$ 178,552	0.00	0.34	$ 103,703	54	$ 117,414
71-10-09-427-016.000-031	7131057-031	31c	0.34	510	8/7/2020	$ 137,500	$ 183,174	0.00	0.34	$ 106,387	54	$ 117,414
71-10-09-258-006.000-031	7131057-031	31c	0.29	510	4/29/2020	$ 210,000	$ 287,782	0.00	0.29	$ 200,894	54	$ 117,414
71-10-09-258-008.000-031	7131057-031	31c	0.31	510	3/20/2020	$ 213,000	$ 293,807	0.00	0.31	$ 189,393	54	$ 117,414
71-10-09-453-008.000-031	7131057-031	31c	0.23	510	10/31/2019	$ 175,000	$ 258,261	0.00	0.23	$ 228,562	54	$ 117,414
71-10-09-476-002.000-031	7131057-031	31c	0.50	510	10/25/2019	$ 125,000	$ 179,068	0.00	0.50	$ 71,726	54	$ 117,414
71-10-09-252-001.000-031	7131057-031	31c	0.24	510	9/27/2019	$ 90,000	$ 113,787	0.00	0.24	$ 94,411	54	$ 117,414
71-10-09-426-002.000-031	7131057-031	31c	0.30	510	8/23/2019	$ 204,000	$ 305,178	0.00	0.30	$ 206,422	54	$ 117,414
71-10-09-404-004.000-031	7131057-031	31c	0.37	510	7/11/2019	$ 219,900	$ 319,443	0.00	0.37	$ 173,980	54	$ 117,414
71-10-09-277-001.000-031	7131057-031	31c	0.57	510	7/2/2019	$ 185,000	$ 278,627	0.00	0.57	$ 97,096	54	$ 117,414
71-10-09-252-005.000-031	7131057-031	31c	0.43	510	6/26/2019	$ 133,000	$ 196,168	0.00	0.43	$ 91,147	54	$ 117,414
71-10-09-404-010.000-031	7131057-031	31c	0.68	510	6/3/2019	$ 215,600	$ 315,201	0.00	0.68	$ 92,928	54	$ 117,414
71-10-09-252-004.000-031	7131057-031	31c	0.64	510	5/3/2019	$ 275,900	$ 405,929	0.00	0.64	$ 126,754	54	$ 117,414
71-10-09-428-008.000-031	7131057-031	31c	0.53	510	4/24/2019	$ 118,000	$ 176,597	0.00	0.53	$ 66,481	54	$ 117,414
71-10-09-479-001.000-031	7131057-031	31c	0.53	510	4/4/2019	$ 115,000	$ 172,107	0.00	0.53	$ 64,490	54	$ 117,414
71-10-09-428-010.000-031	7131057-031	31c	0.63	510	3/18/2019	$ 150,000	$ 232,003	0.00	0.63	$ 73,772	54	$ 117,414
71-10-09-405-002.000-031	7131057-031	31c	0.29	510	2/19/2019	$ 170,750	$ 265,830	0.00	0.29	$ 184,593	54	$ 117,414

State Parcel Number	Neighborhood Code	Market Area	Acres	Property Class	Sale Date	Adj Sale Price	Time Adjusted Sale Price (TASP)	Res Excess Acres	Res Homesite/ Frontage Acres	TASP/Acre	NBHD Sale Count	Median TASP/Acre
71-10-17-309-010.000-031	7131058-031	31c	0.52	510	9/11/2023	$ 94,000	$ 98,566	0.00	0.52	$ 37,979	16	$ 90,180
71-10-17-308-010.000-031	7131058-031	31c	0.31	500	5/5/2023	$ 8,450	$ 8,771	0.00	0.31	$ 28,041	16	$ 90,180
71-10-17-306-008.000-031	7131058-031	31c	0.60	510	5/5/2023	$ 84,550	$ 87,761	0.00	0.60	$ 29,187	16	$ 90,180
71-10-17-310-001.000-031	7131058-031	31c	3.52	510	4/28/2023	$ 140,000	$ 150,757	3.52	0.00	$ 8,566	16	$ 90,180
71-10-17-158-004.000-031	7131058-031	31c	0.24	510	4/11/2023	$ 222,000	$ 242,152	0.00	0.24	$ 202,849	16	$ 90,180
71-10-17-352-001.000-031	7131058-031	31c	0.68	510	11/3/2022	$ 210,000	$ 235,846	0.00	0.68	$ 69,321	16	$ 90,180
71-10-17-157-018.000-031	7131058-031	31c	0.24	510	10/26/2021	$ 125,000	$ 150,857	0.00	0.24	$ 126,372	16	$ 90,180
71-10-17-157-017.000-031	7131058-031	31c	0.24	510	10/19/2021	$ 86,000	$ 96,369	0.00	0.24	$ 80,727	16	$ 90,180
71-10-17-161-006.000-031	7131058-031	31c	0.60	510	7/2/2021	$ 206,000	$ 255,870	0.00	0.60	$ 85,736	16	$ 90,180
71-10-17-308-003.000-031	7131058-031	31c	0.23	510	5/7/2021	$ 85,000	$ 97,475	0.00	0.23	$ 84,921	16	$ 90,180
71-10-17-156-006.000-031	7131058-031	31c	0.35	510	11/30/2020	$ 178,000	$ 239,940	0.00	0.35	$ 138,251	16	$ 90,180
71-10-17-157-012.000-031	7131058-031	31c	0.24	510	7/10/2020	$ 132,000	$ 177,121	0.00	0.24	$ 148,373	16	$ 90,180
71-10-17-160-001.000-031	7131058-031	31c	0.24	510	10/8/2019	$ 110,000	$ 157,580	0.00	0.24	$ 132,004	16	$ 90,180
71-10-17-160-002.000-031	7131058-031	31c	0.24	510	9/24/2019	$ 117,000	$ 168,835	0.00	0.24	$ 141,432	16	$ 90,180
71-10-17-151-006.000-031	7131058-031	31c	0.26	510	9/20/2019	$ 120,000	$ 173,164	0.00	0.26	$ 135,666	16	$ 90,180
71-10-17-156-009.000-031	7131058-031	31c	0.48	510	7/3/2019	$ 150,000	$ 225,914	0.00	0.48	$ 94,623	16	$ 90,180

State Parcel Number	Neighborhood Code	Market Area	Acres	Property Class	Sale Date	Adj Sale Price	Time Adjusted Sale Price (TASP)	Res Excess Acres	Res Homesite/ Frontage Acres	TASP/Acre	NBHD Sale Count	Median TASP/Acre
71-09-28-279-008.000-022	7131059-022	22c	0.40	510	12/8/2021	$ 90,000	$ 99,948	0.06	0.34	$ 49,436	1	$ 49,436

State Parcel Number	Neighborhood Code	Market Area	Acres	Property Class	Sale Date	Adj Sale Price	Time Adjusted Sale Price (TASP)	Res Excess Acres	Res Homesite/ Frontage Acres	TASP/Acre	NBHD Sale Count	Median TASP/Acre
71-09-21-404-002.000-031	7131059-031	31f	0.93	510	12/6/2024	$ 437,500	$ 437,500	0.00	0.93	$ 94,086	33	$ 74,798
71-09-21-402-004.000-031	7131059-031	31f	0.76	510	11/7/2024	$ 367,000	$ 367,626	0.00	0.76	$ 96,744	33	$ 74,798
71-09-21-428-004.000-031	7131059-031	31f	0.55	510	4/8/2024	$ 295,000	$ 302,815	0.00	0.55	$ 109,922	33	$ 74,798
71-09-28-202-007.000-031	7131059-031	31f	0.54	500	2/20/2024	$ 40,500	$ 40,984	0.00	0.54	$ 75,969	33	$ 74,798
71-09-21-403-006.000-031	7131059-031	31f	1.34	510	12/11/2023	$ 324,500	$ 337,204	0.00	1.34	$ 50,381	33	$ 74,798
71-09-28-226-001.000-031	7131059-031	31f	0.79	510	8/23/2023	$ 333,000	$ 352,287	0.00	0.79	$ 89,528	33	$ 74,798
71-09-21-429-005.000-031	7131059-031	31f	1.37	510	8/21/2023	$ 360,000	$ 380,851	0.37	1.00	$ 55,599	33	$ 74,798
71-09-21-478-002.000-031	7131059-031	31f	1.12	510	7/14/2023	$ 210,000	$ 225,282	0.12	1.00	$ 40,096	33	$ 74,798
71-09-28-300-008.000-031	7131059-031	31f	1.62	510	4/14/2023	$ 345,000	$ 372,029	0.62	1.00	$ 45,930	33	$ 74,798
71-09-28-226-002.000-031	7131059-031	31f	2.11	510	12/22/2022	$ 420,000	$ 462,029	1.11	1.00	$ 43,794	33	$ 74,798
71-09-28-300-001.000-031	7131059-031	31f	1.29	510	10/6/2022	$ 310,000	$ 344,513	0.29	1.00	$ 53,413	33	$ 74,798
71-09-21-455-010.000-031	7131059-031	31f	0.96	510	7/14/2022	$ 289,900	$ 333,602	0.00	0.96	$ 69,864	33	$ 74,798
71-09-21-452-002.000-031	7131059-031	31f	1.37	510	7/12/2022	$ 349,900	$ 394,914	0.37	1.00	$ 57,652	33	$ 74,798
71-09-28-202-012.000-031	7131059-031	31f	0.54	510	6/10/2022	$ 171,000	$ 201,764	0.00	0.54	$ 74,798	33	$ 74,798
71-09-28-228-009.000-031	7131059-031	31f	0.92	510	4/7/2022	$ 250,000	$ 293,117	0.00	0.92	$ 63,841	33	$ 74,798
71-09-21-476-005.000-031	7131059-031	31f	1.43	510	2/17/2022	$ 295,000	$ 350,278	0.43	1.00	$ 48,904	33	$ 74,798
71-09-28-300-004.000-031	7131059-031	31f	1.00	510	12/30/2021	$ 260,000	$ 312,683	0.00	0.86	$ 62,624	33	$ 74,798
71-09-28-300-030.000-031	7131059-031	31f	2.81	510	11/12/2021	$ 682,500	$ 803,123	1.81	1.00	$ 57,162	33	$ 74,798
71-09-21-429-002.000-031	7131059-031	31f	0.96	510	6/10/2021	$ 291,000	$ 363,808	0.00	0.96	$ 76,025	33	$ 74,798
71-09-21-454-002.000-031	7131059-031	31f	0.38	510	2/24/2021	$ 270,000	$ 346,500	0.00	0.38	$ 182,952	33	$ 74,798
71-09-21-401-008.000-031	7131059-031	31f	1.52	510	12/31/2020	$ 600,000	$ 747,137	0.00	1.52	$ 98,244	33	$ 74,798
71-09-28-300-029.000-031	7131059-031	31f	2.99	510	12/18/2020	$ 625,000	$ 778,268	1.99	1.00	$ 52,058	33	$ 74,798
71-09-21-401-010.000-031	7131059-031	31f	0.51	500	10/30/2020	$ 210,000	$ 276,672	0.00	0.51	$ 109,562	33	$ 74,798
71-09-21-427-003.000-031	7131059-031	31f	1.41	510	9/14/2020	$ 435,000	$ 549,806	0.41	1.00	$ 78,203	33	$ 74,798
71-09-21-401-004.000-031	7131059-031	31f	0.51	510	7/15/2020	$ 318,500	$ 406,500	0.00	0.51	$ 160,974	33	$ 74,798
71-09-21-429-006.000-031	7131059-031	31f	1.62	510	2/27/2020	$ 239,000	$ 331,830	0.62	1.00	$ 40,967	33	$ 74,798
71-09-21-455-008.000-031	7131059-031	31f	0.62	510	1/27/2020	$ 190,000	$ 274,679	0.00	0.62	$ 88,630	33	$ 74,798
71-09-21-454-001.000-031	7131059-031	31f	0.38	510	11/12/2019	$ 145,000	$ 212,528	0.00	0.38	$ 112,215	33	$ 74,798
71-09-21-453-003.000-031	7131059-031	31f	0.38	510	10/15/2019	$ 170,499	$ 251,618	0.00	0.38	$ 132,854	33	$ 74,798
71-09-21-478-004.000-031	7131059-031	31f	2.40	510	8/13/2019	$ 270,000	$ 389,718	1.40	1.00	$ 32,476	33	$ 74,798
71-09-21-455-005.000-031	7131059-031	31f	0.67	510	7/16/2019	$ 230,000	$ 334,115	0.00	0.67	$ 100,373	33	$ 74,798
71-09-28-228-003.000-031	7131059-031	31f	0.77	510	7/3/2019	$ 205,000	$ 308,749	0.00	0.77	$ 80,054	33	$ 74,798
71-09-21-428-003.000-031	7131059-031	31f	1.11	510	4/19/2019	$ 165,000	$ 253,528	0.11	1.00	$ 45,681	33	$ 74,798

State Parcel Number	Neighborhood Code	Market Area	Acres	Property Class	Sale Date	Adj Sale Price	Time Adjusted Sale Price (TASP)	Res Excess Acres	Res Homesite/ Frontage Acres	TASP/Acre	NBHD Sale Count	Median TASP/Acre
71-09-22-477-008.000-031	7131060-031	31c	0.33	510	7/6/2021	$ 105,000	$ 129,370	0.00	0.33	$ 78,269	9	$ 110,876
71-09-22-477-004.000-031	7131060-031	31c	0.23	510	6/24/2021	$ 67,000	$ 76,474	0.00	0.23	$ 66,624	9	$ 110,876
71-09-22-477-022.000-031	7131060-031	31c	0.38	510	1/27/2021	$ 158,000	$ 209,993	0.00	0.38	$ 110,876	9	$ 110,876
71-09-22-479-003.000-031	7131060-031	31c	0.34	510	12/16/2020	$ 130,000	$ 168,280	0.00	0.34	$ 97,737	9	$ 110,876
71-09-22-476-003.000-031	7131060-031	31c	0.23	510	5/15/2020	$ 135,000	$ 183,788	0.00	0.23	$ 160,117	9	$ 110,876
71-09-22-478-004.000-031	7131060-031	31c	0.23	510	4/15/2020	$ 125,000	$ 171,414	0.00	0.23	$ 149,336	9	$ 110,876
71-09-22-480-001.000-031	7131060-031	31c	0.83	510	1/8/2020	$ 110,000	$ 154,172	0.83	0.00	$ 37,016	9	$ 110,876
71-09-22-476-018.000-031	7131060-031	31c	0.25	510	8/28/2019	$ 100,000	$ 145,359	0.00	0.25	$ 115,125	9	$ 110,876
71-09-22-477-009.000-031	7131060-031	31c	0.36	510	8/22/2019	$ 155,000	$ 231,875	0.00	0.36	$ 130,329	9	$ 110,876

State Parcel Number	Neighborhood Code	Market Area	Acres	Property Class	Sale Date	Adj Sale Price	Time Adjusted Sale Price (TASP)	Res Excess Acres	Res Homesite/ Frontage Acres	TASP/Acre	NBHD Sale Count	Median TASP/Acre
71-09-23-280-004.000-031	7131061-031	31c	0.37	510	7/17/2024	$ 135,000	$ 136,039	0.00	0.37	$ 73,159	3	$ 73,159
71-09-23-201-004.000-031	7131061-031	31c	0.62	510	7/27/2022	$ 194,000	$ 227,344	0.62	0.00	$ 73,337	3	$ 73,159
71-09-23-253-001.000-031	7131061-031	31c	0.74	510	12/29/2020	$ 65,000	$ 76,337	0.00	0.74	$ 20,526	3	$ 73,159

State Parcel Number	Neighborhood Code	Market Area	Acres	Property Class	Sale Date	Adj Sale Price	Time Adjusted Sale Price (TASP)	Res Excess Acres	Res Homesite/ Frontage Acres	TASP/Acre	NBHD Sale Count	Median TASP/Acre
71-10-20-226-006.000-031	7131062-031	31e	0.34	510	11/4/2024	$ 245,000	$ 245,537	0.00	0.34	$ 142,608	22	$ 136,147
71-10-20-228-011.000-031	7131062-031	31e	0.37	510	9/6/2024	$ 345,900	$ 348,065	0.00	0.37	$ 186,033	22	$ 136,147
71-10-20-203-007.000-031	7131062-031	31e	0.38	510	8/9/2024	$ 270,000	$ 272,949	0.00	0.38	$ 144,248	22	$ 136,147
71-10-20-201-014.000-031	7131062-031	31e	0.41	510	6/20/2024	$ 205,000	$ 209,276	0.00	0.41	$ 101,290	22	$ 136,147
71-10-20-228-002.000-031	7131062-031	31e	0.39	510	3/7/2024	$ 275,000	$ 283,511	0.00	0.39	$ 146,151	22	$ 136,147
71-10-20-227-009.000-031	7131062-031	31e	0.34	510	3/5/2024	$ 257,000	$ 264,954	0.00	0.34	$ 153,885	22	$ 136,147
71-10-20-201-002.000-031	7131062-031	31e	0.67	510	12/2/2022	$ 335,000	$ 368,523	0.00	0.67	$ 109,763	22	$ 136,147
71-10-20-226-007.000-031	7131062-031	31e	0.34	510	11/1/2022	$ 202,000	$ 230,429	0.00	0.34	$ 133,833	22	$ 136,147
71-10-20-203-004.000-031	7131062-031	31e	0.36	510	5/27/2022	$ 200,000	$ 237,605	0.00	0.36	$ 133,549	22	$ 136,147
71-10-20-229-009.000-031	7131062-031	31e	0.38	510	5/16/2022	$ 161,600	$ 191,985	0.00	0.38	$ 101,986	22	$ 136,147
71-10-20-226-008.000-031	7131062-031	31e	0.40	510	4/14/2022	$ 170,000	$ 203,360	0.00	0.40	$ 102,706	22	$ 136,147
71-10-20-229-023.000-031	7131062-031	31e	0.73	510	3/23/2022	$ 249,000	$ 293,791	0.00	0.73	$ 79,985	22	$ 136,147
71-10-20-203-001.000-031	7131062-031	31e	0.49	510	2/10/2022	$ 248,245	$ 294,762	0.00	0.49	$ 119,903	22	$ 136,147
71-10-20-230-011.000-031	7131062-031	31e	0.46	510	11/10/2021	$ 240,000	$ 290,488	0.00	0.46	$ 126,536	22	$ 136,147
71-10-20-229-015.000-031	7131062-031	31e	0.36	510	10/4/2021	$ 200,000	$ 249,460	0.00	0.36	$ 137,550	22	$ 136,147
71-10-20-230-002.000-031	7131062-031	31e	0.39	510	7/19/2021	$ 215,000	$ 267,049	0.00	0.39	$ 137,664	22	$ 136,147
71-10-20-226-009.000-031	7131062-031	31e	0.40	510	6/22/2021	$ 225,000	$ 281,295	0.00	0.40	$ 142,066	22	$ 136,147
71-10-20-202-010.000-031	7131062-031	31e	0.41	510	6/11/2021	$ 225,000	$ 281,295	0.00	0.41	$ 138,158	22	$ 136,147
71-10-20-226-015.000-031	7131062-031	31e	0.34	510	5/17/2021	$ 195,000	$ 251,945	0.00	0.34	$ 146,329	22	$ 136,147
71-10-20-226-005.000-031	7131062-031	31e	0.34	510	10/31/2020	$ 188,000	$ 255,213	0.00	0.34	$ 148,228	22	$ 136,147
71-10-20-226-002.000-031	7131062-031	31e	0.34	510	5/29/2020	$ 165,000	$ 231,996	0.00	0.34	$ 134,743	22	$ 136,147
71-10-20-229-020.000-031	7131062-031	31e	0.37	510	10/17/2019	$ 149,900	$ 221,219	0.00	0.37	$ 120,454	22	$ 136,147

State Parcel Number	Neighborhood Code	Market Area	Acres	Property Class	Sale Date	Adj Sale Price	Time Adjusted Sale Price (TASP)	Res Excess Acres	Res Homesite/ Frontage Acres	TASP/Acre	NBHD Sale Count	Median TASP/Acre
71-09-28-426-013.000-022	7131063-022	22c	0.54	510	7/1/2022	$ 130,000	$ 147,802	0.00	0.54	$ 54,742	1	$ 54,742

State Parcel Number	Neighborhood Code	Market Area	Acres	Property Class	Sale Date	Adj Sale Price	Time Adjusted Sale Price (TASP)	Res Excess Acres	Res Homesite/ Frontage Acres	TASP/Acre	NBHD Sale Count	Median TASP/Acre
71-09-28-401-007.000-031	7131063-031	31e	1.82	510	10/18/2024	$ 245,000	$ 246,168	0.82	1.00	$ 27,051	32	$ 50,433
71-09-27-152-015.000-031	7131063-031	31e	0.69	510	10/1/2024	$ 150,000	$ 150,796	0.00	0.69	$ 43,709	32	$ 50,433
71-09-28-279-003.000-031	7131063-031	31e	1.98	510	7/17/2024	$ 226,000	$ 229,264	0.00	1.98	$ 23,117	32	$ 50,433
71-09-28-402-002.000-031	7131063-031	31e	1.82	510	2/20/2024	$ 324,900	$ 334,823	0.82	1.00	$ 36,794	32	$ 50,433
71-09-28-254-008.000-031	7131063-031	31e	2.33	510	1/9/2024	$ 290,000	$ 301,726	0.00	2.33	$ 25,923	32	$ 50,433
71-09-28-426-011.000-031	7131063-031	31e	0.88	510	12/22/2023	$ 250,000	$ 261,360	0.00	0.88	$ 59,400	32	$ 50,433
71-09-28-253-009.000-031	7131063-031	31e	0.58	510	11/20/2023	$ 367,000	$ 383,024	0.00	0.58	$ 132,417	32	$ 50,433
71-09-28-401-010.000-031	7131063-031	31e	1.82	510	8/23/2023	$ 237,000	$ 252,884	0.82	1.00	$ 27,789	32	$ 50,433
71-09-28-452-006.000-031	7131063-031	31e	2.61	510	3/17/2023	$ 363,500	$ 393,913	1.61	1.00	$ 30,208	32	$ 50,433
71-09-27-101-009.000-031	7131063-031	31e	1.90	510	2/10/2023	$ 230,000	$ 253,775	0.72	1.00	$ 26,730	32	$ 50,433
71-09-28-251-009.000-031	7131063-031	31e	0.54	510	10/28/2022	$ 230,000	$ 259,865	0.00	0.54	$ 95,727	32	$ 50,433
71-09-28-254-002.000-031	7131063-031	31e	1.65	510	9/9/2022	$ 175,000	$ 202,319	0.00	1.65	$ 24,481	32	$ 50,433
71-09-28-254-007.000-031	7131063-031	31e	2.07	510	4/22/2022	$ 195,000	$ 233,266	0.00	2.07	$ 22,580	32	$ 50,433
71-09-28-230-003.000-031	7131063-031	31e	1.19	510	10/12/2021	$ 300,000	$ 365,455	0.00	1.19	$ 61,602	32	$ 50,433
71-09-27-152-005.000-031	7131063-031	31e	0.63	510	8/9/2021	$ 122,000	$ 149,277	0.00	0.63	$ 47,291	32	$ 50,433
71-09-28-276-002.000-031	7131063-031	31e	0.56	510	8/6/2021	$ 199,900	$ 252,867	0.00	0.56	$ 89,552	32	$ 50,433
71-09-28-401-006.000-031	7131063-031	31e	0.87	510	8/3/2021	$ 185,000	$ 234,019	0.00	0.87	$ 53,797	32	$ 50,433
71-09-27-152-010.000-031	7131063-031	31e	1.38	510	5/24/2021	$ 293,000	$ 368,706	0.00	1.38	$ 53,536	32	$ 50,433
71-09-28-203-005.000-031	7131063-031	31e	1.01	510	5/24/2021	$ 195,000	$ 251,945	0.01	1.00	$ 49,890	32	$ 50,433
71-09-28-279-001.000-031	7131063-031	31e	1.82	510	9/30/2020	$ 169,625	$ 231,897	0.00	1.82	$ 25,509	32	$ 50,433
71-09-28-252-008.000-031	7131063-031	31e	0.52	510	1/30/2020	$ 290,000	$ 405,271	0.00	0.52	$ 156,399	32	$ 50,433
71-09-28-252-007.000-031	7131063-031	31e	0.52	510	1/10/2020	$ 172,000	$ 248,656	0.00	0.52	$ 95,960	32	$ 50,433
71-09-28-401-002.000-031	7131063-031	31e	0.91	510	12/6/2019	$ 165,000	$ 240,187	0.00	0.91	$ 52,788	32	$ 50,433
71-09-28-452-004.000-031	7131063-031	31e	1.77	510	11/8/2019	$ 440,000	$ 582,710	0.77	1.00	$ 65,929	32	$ 50,433
71-09-28-426-008.000-031	7131063-031	31e	0.77	510	10/30/2019	$ 235,000	$ 334,860	0.00	0.77	$ 86,977	32	$ 50,433
71-09-28-126-002.000-031	7131063-031	31e	2.15	510	9/20/2019	$ 317,500	$ 424,115	1.15	1.00	$ 39,453	32	$ 50,433
71-09-28-253-003.000-031	7131063-031	31e	0.55	510	8/28/2019	$ 319,000	$ 427,909	0.00	0.55	$ 155,331	32	$ 50,433
71-09-28-401-015.000-031	7131063-031	31e	0.91	510	7/1/2019	$ 154,000	$ 231,939	0.00	0.91	$ 50,976	32	$ 50,433
71-09-27-152-001.000-031	7131063-031	31e	0.63	510	6/28/2019	$ 206,100	$ 301,312	0.00	0.63	$ 95,456	32	$ 50,433
71-09-28-277-003.000-031	7131063-031	31e	2.01	510	6/14/2019	$ 245,000	$ 358,183	1.01	1.00	$ 35,640	32	$ 50,433
71-09-28-426-004.000-031	7131063-031	31e	1.82	510	5/7/2019	$ 180,000	$ 274,749	0.82	1.00	$ 30,192	32	$ 50,433
71-09-28-151-006.000-031	7131063-031	31e	1.03	510	1/18/2019	$ 315,000	$ 434,055	0.00	1.03	$ 84,033	32	$ 50,433

State Parcel Number	Neighborhood Code	Market Area	Acres	Property Class	Sale Date	Adj Sale Price	Time Adjusted Sale Price (TASP)	Res Excess Acres	Res Homesite/ Frontage Acres	TASP/Acre	NBHD Sale Count	Median TASP/Acre
71-09-25-304-013.000-031	7131064-031	31g	0.66	510	10/22/2024	$ 395,000	$ 396,504	0.00	0.66	$ 120,344	21	$ 120,344
71-09-25-351-006.000-031	7131064-031	31g	0.41	510	5/30/2024	$ 329,000	$ 335,201	0.00	0.41	$ 162,373	21	$ 120,344
71-09-25-304-001.000-031	7131064-031	31g	0.64	510	12/1/2023	$ 309,000	$ 321,097	0.00	0.64	$ 101,120	21	$ 120,344
71-09-25-305-011.000-031	7131064-031	31g	0.33	510	5/31/2023	$ 329,000	$ 353,052	0.00	0.33	$ 216,163	21	$ 120,344
71-09-25-303-003.000-031	7131064-031	31g	1.65	510	5/30/2023	$ 439,100	$ 471,201	0.36	1.00	$ 57,143	21	$ 120,344
71-09-25-305-012.000-031	7131064-031	31g	0.56	510	10/21/2022	$ 299,000	$ 337,825	0.00	0.56	$ 120,620	21	$ 120,344
71-09-25-304-012.000-031	7131064-031	31g	0.68	510	9/29/2022	$ 309,000	$ 345,169	0.00	0.68	$ 102,144	21	$ 120,344
71-09-25-376-003.000-031	7131064-031	31g	1.93	510	9/23/2022	$ 480,000	$ 536,185	0.93	1.00	$ 55,563	21	$ 120,344
71-09-25-303-004.000-031	7131064-031	31g	0.63	510	3/8/2022	$ 325,000	$ 374,530	0.00	0.63	$ 119,258	21	$ 120,344
71-09-25-351-009.000-031	7131064-031	31g	0.65	510	2/25/2022	$ 390,000	$ 451,790	0.00	0.65	$ 138,743	21	$ 120,344
71-09-25-376-008.000-031	7131064-031	31g	0.82	510	10/29/2021	$ 475,000	$ 561,874	0.00	0.82	$ 136,504	21	$ 120,344
71-09-25-327-004.000-031	7131064-031	31g	1.82	510	10/1/2021	$ 630,000	$ 745,222	0.82	1.00	$ 82,118	21	$ 120,344
71-09-25-303-014.000-031	7131064-031	31g	0.84	510	8/16/2021	$ 420,000	$ 502,013	0.00	0.84	$ 119,987	21	$ 120,344
71-09-25-302-004.000-031	7131064-031	31g	0.59	510	3/19/2021	$ 295,000	$ 376,110	0.00	0.59	$ 128,497	21	$ 120,344
71-09-25-303-013.000-031	7131064-031	31g	0.84	510	3/10/2021	$ 260,000	$ 331,487	0.00	0.84	$ 79,229	21	$ 120,344
71-09-25-377-001.000-031	7131064-031	31g	0.43	510	10/29/2020	$ 405,000	$ 509,371	0.00	0.43	$ 237,243	21	$ 120,344
71-09-25-377-002.000-031	7131064-031	31g	0.51	510	10/29/2020	$ 389,000	$ 489,247	0.00	0.51	$ 191,479	21	$ 120,344
71-09-25-303-015.000-031	7131064-031	31g	1.06	510	10/20/2020	$ 275,000	$ 362,308	0.00	0.84	$ 68,368	21	$ 120,344
71-09-25-351-004.000-031	7131064-031	31g	0.50	510	8/7/2020	$ 260,000	$ 347,077	0.00	0.50	$ 139,048	21	$ 120,344
71-09-25-351-002.000-031	7131064-031	31g	0.36	510	7/22/2020	$ 215,100	$ 289,031	0.00	0.36	$ 161,526	21	$ 120,344
71-09-25-327-003.000-031	7131064-031	31g	1.89	510	8/21/2019	$ 325,000	$ 435,957	0.89	1.00	$ 46,231	21	$ 120,344

State Parcel Number	Neighborhood Code	Market Area	Acres	Property Class	Sale Date	Adj Sale Price	Time Adjusted Sale Price (TASP)	Res Excess Acres	Res Homesite/ Frontage Acres	TASP/Acre	NBHD Sale Count	Median TASP/Acre
71-10-30-328-004.000-031	7131066-031	31e	0.35	510	1/4/2021	$ 245,000	$ 316,486	0.00	0.35	$ 179,390	1	$ 179,390

State Parcel Number	Neighborhood Code	Market Area	Acres	Property Class	Sale Date	Adj Sale Price	Time Adjusted Sale Price (TASP)	Res Excess Acres	Res Homesite/ Frontage Acres	TASP/Acre	NBHD Sale Count	Median TASP/Acre
71-09-28-427-008.000-022	7131067-022	22c	1.27	510	4/25/2024	$ 236,500	$ 242,766	0.27	1.00	$ 38,231	2	$ 26,814
71-09-28-427-007.000-022	7131067-022	22c	1.66	510	6/2/2021	$ 103,000	$ 127,793	0.66	1.00	$ 15,397	2	$ 26,814

State Parcel Number	Neighborhood Code	Market Area	Acres	Property Class	Sale Date	Adj Sale Price	Time Adjusted Sale Price (TASP)	Res Excess Acres	Res Homesite/ Frontage Acres	TASP/Acre	NBHD Sale Count	Median TASP/Acre
71-09-29-251-004.000-031	7131067-031	31e	0.91	510	12/17/2024	$ 245,000	$ 245,000	0.00	0.91	$ 53,900	34	$ 64,009
71-09-35-300-006.000-031	7131067-031	31e	1.76	510	10/18/2023	$ 340,000	$ 356,422	0.76	1.00	$ 40,443	34	$ 64,009
71-10-04-201-005.000-031	7131067-031	31e	0.77	511	9/22/2023	$ 270,000	$ 286,580	0.00	0.77	$ 74,436	34	$ 64,009
71-09-33-201-010.000-031	7131067-031	31e	0.63	510	8/7/2023	$ 378,459	$ 400,379	0.00	0.63	$ 127,769	34	$ 64,009
71-10-04-276-016.000-031	7131067-031	31e	0.57	510	6/20/2023	$ 167,000	$ 182,096	0.00	0.47	$ 63,457	34	$ 64,009
71-09-29-252-009.000-031	7131067-031	31e	1.02	510	6/16/2023	$ 240,000	$ 258,876	0.00	1.02	$ 50,851	34	$ 64,009
71-09-33-227-003.000-031	7131067-031	31e	0.63	510	6/2/2023	$ 200,000	$ 218,079	0.00	0.63	$ 69,087	34	$ 64,009
71-10-04-226-007.000-031	7131067-031	31e	0.55	510	4/21/2023	$ 260,000	$ 283,602	0.00	0.55	$ 103,128	34	$ 64,009
71-09-36-200-013.000-031	7131067-031	31e	2.00	510	3/24/2023	$ 266,000	$ 291,806	1.00	1.00	$ 29,181	34	$ 64,009
71-14-03-152-008.000-031	7131067-031	31e	0.90	510	3/1/2023	$ 243,000	$ 266,575	0.00	0.90	$ 59,549	34	$ 64,009
71-10-05-176-006.000-031	7131067-031	31e	0.68	510	2/27/2023	$ 239,000	$ 263,706	0.00	0.68	$ 77,858	34	$ 64,009
71-09-29-253-005.000-031	7131067-031	31e	0.84	510	12/30/2022	$ 225,000	$ 251,191	0.00	0.84	$ 60,067	34	$ 64,009
71-10-04-301-002.000-031	7131067-031	31e	0.93	510	11/18/2022	$ 120,000	$ 133,069	0.00	0.93	$ 28,617	34	$ 64,009
71-14-03-152-001.000-031	7131067-031	31e	0.46	510	11/16/2022	$ 177,000	$ 201,910	0.00	0.46	$ 87,952	34	$ 64,009
71-09-29-252-018.000-031	7131067-031	31e	1.22	510	9/28/2022	$ 255,000	$ 289,863	0.00	1.22	$ 47,468	34	$ 64,009
71-09-33-227-002.000-031	7131067-031	31e	0.63	510	8/19/2022	$ 200,000	$ 232,789	0.00	0.63	$ 73,747	34	$ 64,009
71-09-29-252-003.000-031	7131067-031	31e	0.96	510	7/29/2022	$ 285,000	$ 327,963	0.00	0.96	$ 68,354	34	$ 64,009
71-09-29-253-008.000-031	7131067-031	31e	1.81	510	6/23/2022	$ 515,000	$ 584,279	0.81	1.00	$ 64,561	34	$ 64,009
71-09-29-177-015.000-031	7131067-031	31e	1.00	510	1/17/2022	$ 175,500	$ 214,354	0.00	1.00	$ 42,832	34	$ 64,009
71-09-29-355-003.000-031	7131067-031	31e	0.50	510	12/27/2021	$ 194,000	$ 238,610	0.00	0.50	$ 96,239	34	$ 64,009
71-14-03-152-006.000-031	7131067-031	31e	0.47	500	11/17/2021	$ 25,000	$ 27,888	0.00	0.47	$ 59,336	34	$ 64,009
71-09-35-400-001.000-031	7131067-031	31e	2.21	510	11/9/2021	$ 238,000	$ 288,067	1.21	1.00	$ 26,069	34	$ 64,009
71-09-33-227-004.000-031	7131067-031	31e	0.63	510	11/1/2021	$ 215,000	$ 260,229	0.00	0.63	$ 82,440	34	$ 64,009
71-14-03-152-009.000-031	7131067-031	31e	0.46	510	10/14/2021	$ 187,000	$ 233,245	0.00	0.46	$ 101,172	34	$ 64,009
71-14-03-151-001.000-031	7131067-031	31e	0.91	510	8/17/2021	$ 190,000	$ 240,344	0.00	0.91	$ 52,638	34	$ 64,009
71-14-03-152-007.000-031	7131067-031	31e	0.47	510	7/12/2021	$ 200,000	$ 254,783	0.00	0.47	$ 107,751	34	$ 64,009
71-14-03-153-005.000-031	7131067-031	31e	0.46	510	7/2/2021	$ 155,000	$ 197,456	0.00	0.46	$ 85,457	34	$ 64,009
71-09-29-276-003.000-031	7131067-031	31e	1.38	510	5/25/2021	$ 290,000	$ 364,931	0.38	1.00	$ 52,889	34	$ 64,009
71-10-04-226-016.000-031	7131067-031	31e	0.51	510	4/15/2021	$ 233,000	$ 295,125	0.00	0.51	$ 115,735	34	$ 64,009
71-09-29-326-004.000-031	7131067-031	31e	1.50	510	4/13/2021	$ 377,000	$ 460,018	0.50	1.00	$ 61,336	34	$ 64,009
71-09-29-401-004.000-031	7131067-031	31e	1.11	510	12/1/2020	$ 135,000	$ 174,752	0.11	1.00	$ 31,487	34	$ 64,009
71-09-29-252-014.000-031	7131067-031	31e	1.00	510	5/29/2020	$ 128,000	$ 174,259	0.00	1.00	$ 34,900	34	$ 64,009
71-09-33-276-002.000-031	7131067-031	31e	0.63	510	11/21/2019	$ 175,500	$ 257,233	0.00	0.63	$ 81,491	34	$ 64,009
71-09-33-276-001.000-031	7131067-031	31e	0.63	510	7/17/2019	$ 161,100	$ 242,632	0.00	0.63	$ 76,866	34	$ 64,009

State Parcel Number	Neighborhood Code	Market Area	Acres	Property Class	Sale Date	Adj Sale Price	Time Adjusted Sale Price (TASP)	Res Excess Acres	Res Homesite/ Frontage Acres	TASP/Acre	NBHD Sale Count	Median TASP/Acre
71-09-29-404-010.000-031	7131068-031	31e	0.46	510	11/21/2024	$ 328,000	$ 328,560	0.00	0.46	$ 143,121	13	$ 127,972
71-09-29-405-005.000-031	7131068-031	31e	0.35	510	10/4/2024	$ 285,000	$ 286,358	0.00	0.35	$ 162,992	13	$ 127,972
71-09-29-405-006.000-031	7131068-031	31e	0.36	510	11/30/2023	$ 220,000	$ 231,134	0.00	0.36	$ 127,972	13	$ 127,972
71-09-29-429-005.000-031	7131068-031	31e	0.43	510	10/27/2023	$ 272,000	$ 287,214	0.00	0.43	$ 134,643	13	$ 127,972
71-09-29-405-010.000-031	7131068-031	31e	0.68	510	9/21/2023	$ 235,000	$ 249,431	0.00	0.68	$ 72,835	13	$ 127,972
71-09-29-404-009.000-031	7131068-031	31e	0.47	510	7/14/2023	$ 290,000	$ 311,103	0.00	0.47	$ 131,410	13	$ 127,972
71-09-29-476-005.000-031	7131068-031	31e	2.99	510	11/15/2022	$ 575,000	$ 635,760	1.99	1.00	$ 42,529	13	$ 127,972
71-09-29-404-012.000-031	7131068-031	31e	0.37	510	8/25/2022	$ 110,000	$ 124,272	0.00	0.37	$ 67,666	13	$ 127,972
71-09-29-405-009.000-031	7131068-031	31e	0.40	510	1/7/2022	$ 220,000	$ 262,892	0.00	0.40	$ 132,197	13	$ 127,972
71-09-29-452-001.000-031	7131068-031	31e	0.35	510	9/10/2021	$ 180,000	$ 226,097	0.00	0.35	$ 129,249	13	$ 127,972
71-09-29-451-004.000-031	7131068-031	31e	0.38	510	10/29/2020	$ 175,000	$ 237,566	0.00	0.38	$ 125,435	13	$ 127,972
71-09-29-429-006.000-031	7131068-031	31e	0.61	510	9/30/2020	$ 251,000	$ 332,869	0.00	0.61	$ 109,037	13	$ 127,972
71-09-29-427-011.000-031	7131068-031	31e	0.57	510	11/22/2019	$ 185,000	$ 271,157	0.00	0.57	$ 94,584	13	$ 127,972

State Parcel Number	Neighborhood Code	Market Area	Acres	Property Class	Sale Date	Adj Sale Price	Time Adjusted Sale Price (TASP)	Res Excess Acres	Res Homesite/ Frontage Acres	TASP/Acre	NBHD Sale Count	Median TASP/Acre
71-10-29-426-004.000-031	7131069-031	31e	0.46	510	12/16/2024	$ 255,000	$ 255,000	0.00	0.46	$ 111,078	21	$ 96,964
71-10-29-427-013.000-031	7131069-031	31e	0.63	510	9/13/2024	$ 245,000	$ 246,883	0.00	0.63	$ 77,929	21	$ 96,964
71-10-29-478-007.000-031	7131069-031	31e	0.40	510	7/18/2024	$ 369,000	$ 373,448	0.00	0.40	$ 184,857	21	$ 96,964
71-10-29-427-016.000-031	7131069-031	31e	0.66	510	11/6/2023	$ 305,000	$ 318,317	0.00	0.66	$ 96,964	21	$ 96,964
71-10-29-476-005.000-031	7131069-031	31e	1.07	510	5/30/2023	$ 240,000	$ 260,316	0.00	1.07	$ 48,772	21	$ 96,964
71-10-29-477-017.000-031	7131069-031	31e	0.46	510	5/24/2023	$ 260,000	$ 282,009	0.00	0.46	$ 122,843	21	$ 96,964
71-10-29-427-009.000-031	7131069-031	31e	0.41	510	5/4/2023	$ 262,000	$ 284,179	0.00	0.41	$ 137,543	21	$ 96,964
71-10-29-428-010.000-031	7131069-031	31e	0.74	510	3/10/2023	$ 329,900	$ 357,502	0.00	0.74	$ 96,725	21	$ 96,964
71-10-29-429-002.000-031	7131069-031	31e	0.98	510	3/2/2023	$ 330,000	$ 357,610	0.00	0.98	$ 72,870	21	$ 96,964
71-10-29-428-002.000-031	7131069-031	31e	0.37	510	1/3/2023	$ 247,000	$ 274,129	0.00	0.37	$ 150,089	21	$ 96,964
71-10-29-477-002.000-031	7131069-031	31e	2.05	510	8/5/2022	$ 550,000	$ 617,554	1.05	1.00	$ 60,249	21	$ 96,964
71-10-29-428-006.000-031	7131069-031	31e	0.47	510	7/1/2022	$ 290,000	$ 333,717	0.00	0.47	$ 141,600	21	$ 96,964
71-10-29-480-003.000-031	7131069-031	31e	0.46	510	8/20/2021	$ 275,000	$ 339,363	0.00	0.46	$ 147,091	21	$ 96,964
71-10-29-428-003.000-031	7131069-031	31e	0.50	510	5/14/2021	$ 220,555	$ 277,542	0.00	0.50	$ 110,289	21	$ 96,964
71-10-29-477-014.000-031	7131069-031	31e	0.59	510	5/7/2021	$ 186,500	$ 240,962	0.00	0.59	$ 81,906	21	$ 96,964
71-10-29-428-012.000-031	7131069-031	31e	0.56	510	4/21/2021	$ 195,000	$ 253,731	0.00	0.56	$ 90,441	21	$ 96,964
71-10-29-426-002.000-031	7131069-031	31e	0.26	510	12/16/2020	$ 191,000	$ 255,652	0.00	0.26	$ 193,673	21	$ 96,964
71-10-29-477-008.000-031	7131069-031	31e	0.91	510	10/7/2020	$ 270,000	$ 355,721	0.00	0.91	$ 78,160	21	$ 96,964
71-10-29-476-006.000-031	7131069-031	31e	0.93	510	8/21/2020	$ 140,000	$ 186,504	0.00	0.93	$ 40,318	21	$ 96,964
71-10-29-476-008.000-031	7131069-031	31e	0.91	510	7/6/2020	$ 215,000	$ 288,896	0.00	0.91	$ 63,477	21	$ 96,964
71-10-29-480-004.000-031	7131069-031	31e	0.46	510	4/5/2019	$ 205,000	$ 314,989	0.00	0.46	$ 136,527	21	$ 96,964

State Parcel Number	Neighborhood Code	Market Area	Acres	Property Class	Sale Date	Adj Sale Price	Time Adjusted Sale Price (TASP)	Res Excess Acres	Res Homesite/ Frontage Acres	TASP/Acre	NBHD Sale Count	Median TASP/Acre
71-09-32-302-003.000-031	7131071-031	31i	0.50	510	12/16/2024	$ 430,000	$ 430,000	0.00	0.50	$ 172,142	10	$ 200,231
71-09-32-303-004.000-031	7131071-031	31i	0.33	510	8/26/2024	$ 461,000	$ 465,157	0.00	0.33	$ 282,125	10	$ 200,231
71-09-32-301-005.000-031	7131071-031	31i	0.62	510	2/9/2024	$ 493,000	$ 508,056	0.00	0.62	$ 163,799	10	$ 200,231
71-09-32-302-014.000-031	7131071-031	31i	0.31	510	10/27/2023	$ 340,000	$ 356,422	0.00	0.31	$ 228,320	10	$ 200,231
71-09-32-301-004.000-031	7131071-031	31i	0.64	510	8/31/2023	$ 469,900	$ 497,116	0.00	0.64	$ 156,236	10	$ 200,231
71-09-32-301-008.000-031	7131071-031	31i	0.67	510	1/20/2023	$ 410,000	$ 448,758	0.00	0.67	$ 134,809	10	$ 200,231
71-09-32-301-002.000-031	7131071-031	31i	0.71	510	9/7/2022	$ 390,000	$ 435,650	0.00	0.71	$ 123,019	10	$ 200,231
71-09-32-302-011.000-031	7131071-031	31i	0.34	510	5/27/2022	$ 480,000	$ 547,411	0.00	0.34	$ 320,156	10	$ 200,231
71-09-32-302-021.000-031	7131071-031	31i	0.45	510	8/20/2021	$ 449,900	$ 537,752	0.00	0.45	$ 239,257	10	$ 200,231
71-09-32-303-003.000-031	7131071-031	31i	0.34	510	7/18/2019	$ 314,500	$ 423,611	0.00	0.34	$ 249,358	10	$ 200,231

State Parcel Number	Neighborhood Code	Market Area	Acres	Property Class	Sale Date	Adj Sale Price	Time Adjusted Sale Price (TASP)	Res Excess Acres	Res Homesite/ Frontage Acres	TASP/Acre	NBHD Sale Count	Median TASP/Acre
71-05-32-401-230.000-031	7131074-031	31j	0.26	510	12/27/2024	$ 617,465	$ 617,465	0.00	0.26	$ 466,795	138	$ 383,861
71-05-32-276-026.000-031	7131074-031	31j	0.32	510	12/20/2024	$ 260,000	$ 260,000	0.00	0.00	$ 164,453	138	$ 383,861
71-05-32-276-029.000-031	7131074-031	31j	0.28	510	12/20/2024	$ 260,000	$ 260,000	0.00	0.28	$ 186,814	138	$ 383,861
71-05-32-276-038.000-031	7131074-031	31j	0.37	510	12/20/2024	$ 260,000	$ 260,000	0.00	0.37	$ 142,344	138	$ 383,861
71-05-32-401-036.000-031	7131074-031	31j	0.20	510	12/20/2024	$ 400,000	$ 400,000	0.00	0.20	$ 398,264	138	$ 383,861
71-05-32-401-180.000-031	7131074-031	31j	0.31	510	12/17/2024	$ 545,000	$ 545,000	0.00	0.31	$ 357,292	138	$ 383,861
71-05-32-401-192.000-031	7131074-031	31j	0.26	510	12/11/2024	$ 766,077	$ 766,077	0.00	0.26	$ 591,673	138	$ 383,861
71-05-32-401-030.000-031	7131074-031	31j	0.18	510	12/5/2024	$ 350,000	$ 350,000	0.00	0.18	$ 380,770	138	$ 383,861
71-05-32-401-225.000-031	7131074-031	31j	0.25	510	11/1/2024	$ 714,000	$ 715,219	0.00	0.25	$ 579,519	138	$ 383,861
71-05-32-276-045.000-031	7131074-031	31j	0.51	510	10/28/2024	$ 832,000	$ 835,168	0.00	0.51	$ 327,290	138	$ 383,861
71-05-32-276-012.000-031	7131074-031	31j	0.26	510	9/25/2024	$ 195,000	$ 196,688	0.00	0.26	$ 152,995	138	$ 383,861
71-05-32-401-224.000-031	7131074-031	31j	0.24	510	9/25/2024	$ 665,000	$ 669,162	0.00	0.24	$ 555,212	138	$ 383,861
71-05-32-401-095.000-031	7131074-031	31j	0.32	500	9/6/2024	$ 90,000	$ 90,094	0.00	0.32	$ 281,327	138	$ 383,861
71-05-32-401-163.000-031	7131074-031	31j	0.57	500	9/5/2024	$ 120,001	$ 120,382	0.00	0.57	$ 213,048	138	$ 383,861
71-05-32-401-250.000-031	7131074-031	31j	0.24	510	8/29/2024	$ 550,000	$ 554,960	0.00	0.24	$ 463,279	138	$ 383,861
71-05-32-401-185.000-031	7131074-031	31j	0.35	510	8/23/2024	$ 550,000	$ 554,960	0.00	0.35	$ 314,766	138	$ 383,861
71-05-32-401-194.000-031	7131074-031	31j	0.29	510	8/2/2024	$ 599,900	$ 605,310	0.00	0.29	$ 414,824	138	$ 383,861
71-05-32-401-235.000-031	7131074-031	31j	0.27	510	7/22/2024	$ 699,000	$ 707,425	0.00	0.27	$ 514,793	138	$ 383,861
71-05-32-401-242.000-031	7131074-031	31j	0.23	510	7/19/2024	$ 568,000	$ 574,846	0.00	0.23	$ 509,570	138	$ 383,861
71-05-32-401-144.000-031	7131074-031	31j	0.25	510	7/12/2024	$ 590,000	$ 597,112	0.00	0.25	$ 475,724	138	$ 383,861
71-05-32-401-098.000-031	7131074-031	31j	0.31	510	7/9/2024	$ 688,000	$ 696,293	0.00	0.31	$ 445,055	138	$ 383,861
71-05-32-401-069.000-031	7131074-031	31j	0.34	510	7/3/2024	$ 489,500	$ 495,400	0.00	0.34	$ 290,635	138	$ 383,861

State Parcel Number	Neighborhood Code	Market Area	Acres	Property Class	Sale Date	Adj Sale Price	Time Adjusted Sale Price (TASP)	Res Excess Acres	Res Homesite/ Frontage Acres	TASP/Acre	NBHD Sale Count	Median TASP/Acre
71-05-32-401-074.000-031	7131074-031	31j	1.74	510	6/28/2024	$ 620,665	$ 630,185	1.36	0.38	$ 72,435	138	$ 383,861
71-05-32-401-191.000-031	7131074-031	31j	0.27	510	6/28/2024	$ 720,920	$ 731,978	0.00	0.27	$ 545,416	138	$ 383,861
71-05-32-401-238.000-031	7131074-031	31j	0.27	510	6/28/2024	$ 729,000	$ 740,182	0.00	0.27	$ 551,151	138	$ 383,861
71-05-32-401-116.000-031	7131074-031	31j	0.39	510	6/21/2024	$ 700,000	$ 710,737	0.00	0.39	$ 361,152	138	$ 383,861
71-05-32-401-114.000-031	7131074-031	31j	0.42	510	6/13/2024	$ 520,000	$ 527,976	0.00	0.42	$ 252,677	138	$ 383,861
71-05-32-401-155.000-031	7131074-031	31j	0.45	510	6/7/2024	$ 581,500	$ 590,420	0.00	0.45	$ 262,918	138	$ 383,861
71-05-32-401-211.000-031	7131074-031	31j	0.61	510	6/7/2024	$ 665,000	$ 675,200	0.00	0.61	$ 220,618	138	$ 383,861
71-05-32-401-240.000-031	7131074-031	31j	0.28	510	5/24/2024	$ 689,000	$ 701,987	0.00	0.28	$ 509,643	138	$ 383,861
71-05-32-401-097.000-031	7131074-031	31j	0.32	510	5/21/2024	$ 640,000	$ 652,064	0.00	0.32	$ 409,957	138	$ 383,861
71-05-32-401-198.000-031	7131074-031	31j	0.48	510	4/26/2024	$ 756,900	$ 773,979	0.00	0.48	$ 320,157	138	$ 383,861
71-05-32-401-043.000-031	7131074-031	31j	0.30	510	4/18/2024	$ 362,000	$ 370,168	0.00	0.30	$ 247,613	138	$ 383,861
71-05-32-401-034.000-031	7131074-031	31j	0.23	510	4/10/2024	$ 375,000	$ 383,462	0.00	0.23	$ 330,111	138	$ 383,861
71-05-32-401-223.000-031	7131074-031	31j	0.23	510	4/8/2024	$ 550,000	$ 562,411	0.00	0.23	$ 482,067	138	$ 383,861
71-05-32-401-231.000-031	7131074-031	31j	0.27	510	3/19/2024	$ 550,000	$ 564,557	0.00	0.27	$ 423,636	138	$ 383,861
71-05-32-476-001.000-031	7131074-031	31j	0.63	510	3/19/2024	$ 760,000	$ 780,115	0.00	0.63	$ 247,655	138	$ 383,861
71-05-32-401-239.000-031	7131074-031	31j	0.28	510	2/26/2024	$ 625,000	$ 644,088	0.00	0.28	$ 467,608	138	$ 383,861
71-05-32-401-188.000-031	7131074-031	31j	0.22	510	1/16/2024	$ 740,000	$ 765,731	0.00	0.22	$ 707,896	138	$ 383,861
71-05-32-476-024.000-031	7131074-031	31j	0.60	510	1/2/2024	$ 670,000	$ 693,297	0.00	0.60	$ 229,283	138	$ 383,861
71-05-32-401-021.000-031	7131074-031	31j	0.22	510	12/26/2023	$ 320,000	$ 332,528	0.00	0.22	$ 295,792	138	$ 383,861
71-05-32-401-183.000-031	7131074-031	31j	0.46	510	12/14/2023	$ 575,000	$ 597,510	0.00	0.46	$ 261,913	138	$ 383,861
71-05-32-401-236.000-031	7131074-031	31j	0.28	510	12/14/2023	$ 680,000	$ 706,621	0.00	0.28	$ 513,520	138	$ 383,861
71-05-32-401-184.000-031	7131074-031	31j	0.37	510	11/9/2023	$ 699,000	$ 729,519	0.00	0.37	$ 389,434	138	$ 383,861
71-05-32-401-199.000-031	7131074-031	31j	0.25	510	10/13/2023	$ 535,000	$ 560,840	0.00	0.25	$ 442,175	138	$ 383,861
71-05-32-401-154.000-031	7131074-031	31j	0.44	510	10/12/2023	$ 626,569	$ 656,832	0.00	0.44	$ 300,416	138	$ 383,861
71-05-32-401-243.000-031	7131074-031	31j	0.27	510	10/11/2023	$ 720,000	$ 754,775	0.00	0.27	$ 549,157	138	$ 383,861
71-05-32-476-022.000-031	7131074-031	31j	0.56	510	9/22/2023	$ 715,000	$ 752,934	0.00	0.56	$ 268,890	138	$ 383,861
71-05-32-401-212.000-031	7131074-031	31j	0.28	510	9/20/2023	$ 700,000	$ 737,138	0.00	0.28	$ 535,162	138	$ 383,861
71-05-32-401-254.000-031	7131074-031	31j	0.47	510	8/18/2023	$ 699,000	$ 739,485	0.00	0.47	$ 313,499	138	$ 383,861
71-05-32-401-237.000-031	7131074-031	31j	0.31	510	8/4/2023	$ 569,000	$ 601,956	0.00	0.31	$ 389,501	138	$ 383,861
71-05-32-401-195.000-031	7131074-031	31j	0.25	510	7/28/2023	$ 788,000	$ 837,555	0.00	0.25	$ 660,342	138	$ 383,861
71-05-32-401-245.000-031	7131074-031	31j	0.76	510	7/28/2023	$ 829,900	$ 882,090	0.00	0.76	$ 231,748	138	$ 383,861
71-05-32-451-012.000-031	7131074-031	31j	0.28	510	7/18/2023	$ 621,490	$ 660,573	0.00	0.28	$ 473,889	138	$ 383,861
71-05-32-401-082.000-031	7131074-031	31j	0.38	510	7/11/2023	$ 615,000	$ 653,675	0.00	0.38	$ 346,780	138	$ 383,861
71-05-32-401-222.000-031	7131074-031	31j	0.24	510	6/20/2023	$ 570,000	$ 608,732	0.00	0.24	$ 513,286	138	$ 383,861
71-05-32-401-219.000-031	7131074-031	31j	0.37	510	5/22/2023	$ 579,000	$ 621,328	0.00	0.37	$ 338,948	138	$ 383,861
71-05-32-401-233.000-031	7131074-031	31j	0.27	510	5/5/2023	$ 510,000	$ 547,284	0.00	0.27	$ 410,675	138	$ 383,861
71-05-32-276-004.000-031	7131074-031	31j	0.26	510	4/28/2023	$ 195,000	$ 215,316	0.00	0.26	$ 167,485	138	$ 383,861
71-05-32-401-136.000-031	7131074-031	31j	0.41	510	4/26/2023	$ 555,000	$ 598,482	0.00	0.41	$ 293,612	138	$ 383,861
71-05-32-401-107.000-031	7131074-031	31j	0.23	510	4/10/2023	$ 430,000	$ 463,689	0.00	0.23	$ 410,535	138	$ 383,861
71-05-32-401-178.000-031	7131074-031	31j	0.41	510	4/5/2023	$ 571,000	$ 615,735	0.00	0.41	$ 299,530	138	$ 383,861
71-05-32-401-173.000-031	7131074-031	31j	0.35	510	4/4/2023	$ 555,000	$ 598,482	0.00	0.35	$ 339,121	138	$ 383,861
71-05-32-401-234.000-031	7131074-031	31j	0.30	510	3/24/2023	$ 520,000	$ 563,507	0.00	0.30	$ 370,959	138	$ 383,861
71-05-32-401-190.000-031	7131074-031	31j	0.29	510	3/23/2023	$ 630,000	$ 682,710	0.00	0.29	$ 473,624	138	$ 383,861
71-05-32-401-206.000-031	7131074-031	31j	0.26	510	3/17/2023	$ 761,160	$ 824,844	0.00	0.26	$ 637,851	138	$ 383,861
71-05-32-401-165.000-031	7131074-031	31j	0.33	510	3/10/2023	$ 545,000	$ 590,598	0.00	0.33	$ 361,073	138	$ 383,861
71-05-32-401-251.000-031	7131074-031	31j	0.31	510	3/10/2023	$ 682,000	$ 739,060	0.00	0.31	$ 484,622	138	$ 383,861
71-05-32-401-102.000-031	7131074-031	31j	0.22	510	3/9/2023	$ 530,000	$ 574,343	0.00	0.22	$ 521,216	138	$ 383,861
71-05-32-401-106.000-031	7131074-031	31j	0.22	510	2/28/2023	$ 425,900	$ 463,832	0.00	0.22	$ 420,052	138	$ 383,861
71-05-32-401-209.000-031	7131074-031	31j	0.25	510	2/22/2023	$ 700,000	$ 762,344	0.00	0.25	$ 608,199	138	$ 383,861
71-05-32-401-047.000-031	7131074-031	31j	0.23	510	2/1/2023	$ 331,000	$ 360,480	0.00	0.23	$ 316,583	138	$ 383,861
71-05-32-401-087.000-031	7131074-031	31j	0.29	510	1/4/2023	$ 485,000	$ 530,848	0.00	0.29	$ 367,803	138	$ 383,861
71-05-32-401-205.000-031	7131074-031	31j	0.27	510	12/16/2022	$ 559,000	$ 614,939	0.00	0.27	$ 458,050	138	$ 383,861
71-05-32-401-201.000-031	7131074-031	31j	0.26	599	11/29/2022	$ 140,000	$ 155,247	0.00	0.26	$ 119,143	138	$ 383,861
71-05-32-451-021.000-031	7131074-031	31j	0.42	510	11/18/2022	$ 590,461	$ 652,855	0.00	0.42	$ 309,113	138	$ 383,861
71-05-32-401-012.000-031	7131074-031	31j	0.24	510	11/17/2022	$ 315,000	$ 348,286	0.00	0.24	$ 294,018	138	$ 383,861
71-05-32-401-115.000-031	7131074-031	31j	0.39	510	11/17/2022	$ 495,000	$ 547,307	0.00	0.39	$ 279,755	138	$ 383,861
71-05-32-401-193.000-031	7131074-031	31j	0.24	510	10/28/2022	$ 730,000	$ 811,273	0.00	0.24	$ 677,967	138	$ 383,861
71-05-32-401-112.000-031	7131074-031	31j	0.32	510	10/14/2022	$ 575,000	$ 639,016	0.00	0.32	$ 394,691	138	$ 383,861
71-05-32-401-137.000-031	7131074-031	31j	1.04	510	10/14/2022	$ 674,900	$ 750,038	0.00	1.04	$ 144,106	138	$ 383,861
71-05-32-401-124.000-031	7131074-031	31j	0.28	510	10/3/2022	$ 519,000	$ 576,781	0.00	0.28	$ 412,555	138	$ 383,861
71-05-32-401-073.000-031	7131074-031	31j	0.36	510	10/2/2022	$ 340,000	$ 377,853	0.00	0.36	$ 209,246	138	$ 383,861
71-05-32-401-169.000-031	7131074-031	31j	0.40	510	9/20/2022	$ 512,000	$ 571,930	0.00	0.40	$ 288,699	138	$ 383,861
71-05-32-401-213.000-031	7131074-031	31j	0.28	510	9/16/2022	$ 699,000	$ 780,819	0.00	0.28	$ 566,875	138	$ 383,861
71-05-32-401-104.000-031	7131074-031	31j	0.22	510	9/2/2022	$ 442,000	$ 493,737	0.00	0.22	$ 452,592	138	$ 383,861

State Parcel Number	Neighborhood Code	Market Area	Acres	Property Class	Sale Date	Adj Sale Price	Time Adjusted Sale Price (TASP)	Res Excess Acres	Res Homesite/ Frontage Acres	TASP/Acre	NBHD Sale Count	Median TASP/Acre
71-05-32-451-019.000-031	7131074-031	31j	0.28	510	8/31/2022	$ 570,894	$ 641,014	0.00	0.28	$ 465,376	138	$ 383,861
71-05-32-451-015.000-031	7131074-031	31j	0.33	510	8/26/2022	$ 562,387	$ 631,462	0.00	0.33	$ 379,400	138	$ 383,861
71-05-32-451-016.000-031	7131074-031	31j	0.28	510	8/23/2022	$ 519,156	$ 582,921	0.00	0.28	$ 423,201	138	$ 383,861
71-05-32-401-253.000-031	7131074-031	31j	0.29	510	8/19/2022	$ 503,830	$ 565,713	0.00	0.29	$ 387,216	138	$ 383,861
71-05-32-451-013.000-031	7131074-031	31j	0.28	510	8/16/2022	$ 637,300	$ 715,576	0.00	0.28	$ 519,249	138	$ 383,861
71-05-32-401-208.000-031	7131074-031	31j	0.25	510	8/5/2022	$ 650,000	$ 729,836	0.00	0.25	$ 582,264	138	$ 383,861
71-05-32-401-252.000-031	7131074-031	31j	0.32	510	6/16/2022	$ 591,100	$ 670,616	0.00	0.32	$ 425,181	138	$ 383,861
71-05-32-401-001.000-031	7131074-031	31j	0.25	510	6/10/2022	$ 648,750	$ 736,021	0.00	0.25	$ 587,199	138	$ 383,861
71-05-32-401-090.000-031	7131074-031	31j	0.22	510	6/3/2022	$ 465,000	$ 527,553	0.00	0.22	$ 476,966	138	$ 383,861
71-05-32-401-119.000-031	7131074-031	31j	0.32	510	5/25/2022	$ 530,000	$ 604,433	0.00	0.32	$ 375,701	138	$ 383,861
71-05-32-401-186.000-031	7131074-031	31j	0.33	510	5/17/2022	$ 625,000	$ 712,775	0.00	0.33	$ 435,768	138	$ 383,861
71-05-32-401-202.000-031	7131074-031	31j	0.27	510	5/6/2022	$ 616,500	$ 703,081	0.00	0.27	$ 519,880	138	$ 383,861
71-05-32-401-232.000-031	7131074-031	31j	0.27	510	3/4/2022	$ 499,900	$ 576,084	0.00	0.27	$ 432,287	138	$ 383,861
71-05-32-401-135.000-031	7131074-031	31j	0.24	510	2/4/2022	$ 524,900	$ 608,063	0.00	0.24	$ 517,278	138	$ 383,861
71-05-32-401-152.000-031	7131074-031	31j	1.95	510	1/31/2022	$ 615,000	$ 716,171	0.00	1.95	$ 73,609	138	$ 383,861
71-05-32-401-218.000-031	7131074-031	31j	0.41	510	1/21/2022	$ 673,207	$ 783,954	0.00	0.41	$ 381,000	138	$ 383,861
71-05-32-401-156.000-031	7131074-031	31j	0.57	510	11/29/2021	$ 571,461	$ 672,459	0.00	0.57	$ 237,425	138	$ 383,861
71-05-32-401-249.000-031	7131074-031	31j	0.25	510	11/19/2021	$ 590,000	$ 694,275	0.00	0.25	$ 562,968	138	$ 383,861
71-05-32-426-006.000-031	7131074-031	31j	0.27	510	10/29/2021	$ 550,000	$ 650,591	0.00	0.27	$ 473,908	138	$ 383,861
71-05-32-401-226.000-031	7131074-031	31j	0.26	510	10/18/2021	$ 551,000	$ 651,774	0.00	0.26	$ 497,046	138	$ 383,861
71-05-32-401-052.000-031	7131074-031	31j	0.25	510	10/10/2021	$ 400,000	$ 473,157	0.00	0.25	$ 373,518	138	$ 383,861
71-05-32-401-118.000-031	7131074-031	31j	0.33	510	9/20/2021	$ 495,000	$ 588,590	0.00	0.33	$ 358,137	138	$ 383,861
71-05-32-401-139.000-031	7131074-031	31j	0.25	510	8/13/2021	$ 453,011	$ 541,470	0.00	0.25	$ 430,410	138	$ 383,861
71-05-32-401-157.000-031	7131074-031	31j	0.74	510	7/28/2021	$ 484,100	$ 581,639	0.00	0.74	$ 157,917	138	$ 383,861
71-05-32-401-158.000-031	7131074-031	31j	0.39	510	7/23/2021	$ 508,164	$ 610,552	0.00	0.39	$ 311,351	138	$ 383,861
71-05-32-401-025.000-031	7131074-031	31j	0.22	510	6/30/2021	$ 290,000	$ 362,558	0.00	0.22	$ 322,504	138	$ 383,861
71-05-32-401-057.000-031	7131074-031	31j	0.39	510	6/25/2021	$ 425,000	$ 513,279	0.00	0.39	$ 265,856	138	$ 383,861
71-05-32-401-109.000-031	7131074-031	31j	0.29	510	6/18/2021	$ 412,050	$ 497,639	0.00	0.29	$ 345,233	138	$ 383,861
71-05-32-401-105.000-031	7131074-031	31j	0.25	510	6/11/2021	$ 429,900	$ 519,197	0.00	0.25	$ 409,713	138	$ 383,861
71-05-32-401-150.000-031	7131074-031	31j	0.23	510	5/28/2021	$ 506,000	$ 614,263	0.00	0.23	$ 545,844	138	$ 383,861
71-05-32-401-113.000-031	7131074-031	31j	0.39	510	5/21/2021	$ 534,650	$ 649,042	0.00	0.39	$ 331,737	138	$ 383,861
71-05-32-401-081.000-031	7131074-031	31j	0.45	510	5/18/2021	$ 580,090	$ 704,205	0.00	0.45	$ 311,012	138	$ 383,861
71-05-32-401-160.000-031	7131074-031	31j	0.32	510	5/14/2021	$ 443,950	$ 538,937	0.00	0.32	$ 331,724	138	$ 383,861
71-05-32-401-177.000-031	7131074-031	31j	0.36	510	5/14/2021	$ 505,324	$ 613,442	0.00	0.36	$ 342,583	138	$ 383,861
71-05-32-401-132.000-031	7131074-031	31j	0.28	510	4/28/2021	$ 475,000	$ 579,599	0.00	0.28	$ 418,694	138	$ 383,861
71-05-32-401-023.000-031	7131074-031	31j	0.22	510	4/5/2021	$ 240,000	$ 303,992	0.00	0.22	$ 280,548	138	$ 383,861
71-05-32-401-123.000-031	7131074-031	31j	0.32	510	1/22/2021	$ 535,632	$ 663,636	0.00	0.32	$ 417,142	138	$ 383,861
71-05-32-401-131.000-031	7131074-031	31j	0.29	510	1/21/2021	$ 429,900	$ 532,636	0.00	0.29	$ 365,668	138	$ 383,861
71-05-32-401-040.000-031	7131074-031	31j	0.22	510	12/16/2020	$ 240,000	$ 312,069	0.00	0.22	$ 285,703	138	$ 383,861
71-05-32-401-142.000-031	7131074-031	31j	0.25	510	12/8/2020	$ 582,122	$ 724,875	0.00	0.25	$ 570,471	138	$ 383,861
71-05-32-401-148.000-031	7131074-031	31j	0.25	510	11/9/2020	$ 420,000	$ 525,619	0.00	0.25	$ 423,999	138	$ 383,861
71-05-32-401-058.000-031	7131074-031	31j	0.20	510	10/26/2020	$ 315,000	$ 396,177	0.00	0.20	$ 386,722	138	$ 383,861
71-05-32-401-149.000-031	7131074-031	31j	0.25	510	8/12/2020	$ 365,152	$ 463,787	0.00	0.25	$ 371,541	138	$ 383,861
71-05-32-401-039.000-031	7131074-031	31j	0.23	510	7/13/2020	$ 217,500	$ 292,256	0.00	0.23	$ 257,705	138	$ 383,861
71-05-32-401-100.000-031	7131074-031	31j	0.21	510	6/30/2020	$ 330,000	$ 423,206	0.00	0.21	$ 410,623	138	$ 383,861
71-05-32-401-146.000-031	7131074-031	31j	0.26	510	6/22/2020	$ 451,240	$ 578,690	0.00	0.26	$ 452,075	138	$ 383,861
71-05-32-401-128.000-031	7131074-031	31j	0.32	510	4/14/2020	$ 378,117	$ 489,526	0.00	0.32	$ 302,894	138	$ 383,861
71-05-32-401-171.000-031	7131074-031	31j	0.48	510	3/20/2020	$ 447,258	$ 581,740	0.00	0.48	$ 243,976	138	$ 383,861
71-05-32-401-101.000-031	7131074-031	31j	0.20	510	3/6/2020	$ 359,900	$ 468,115	0.00	0.20	$ 473,441	138	$ 383,861
71-05-32-401-093.000-031	7131074-031	31j	0.22	510	2/5/2020	$ 324,000	$ 423,363	0.00	0.22	$ 377,595	138	$ 383,861
71-05-32-401-129.000-031	7131074-031	31j	0.34	510	12/26/2019	$ 419,047	$ 552,518	0.00	0.34	$ 322,191	138	$ 383,861
71-05-32-401-147.000-031	7131074-031	31j	0.26	510	8/23/2019	$ 409,900	$ 549,843	0.00	0.26	$ 420,269	138	$ 383,861

State Parcel Number	Neighborhood Code	Market Area	Acres	Property Class	Sale Date	Adj Sale Price	Time Adjusted Sale Price (TASP)	Res Excess Acres	Res Homesite/ Frontage Acres	TASP/Acre	NBHD Sale Count	Median TASP/Acre
71-10-21-426-010.000-031	7131076-031	31g	0.42	510	12/18/2024	$ 339,900	$ 339,900	0.00	0.42	$ 161,815	25	$ 190,340
71-10-21-402-002.000-031	7131076-031	31g	0.34	510	9/3/2024	$ 339,900	$ 342,027	0.00	0.34	$ 198,649	25	$ 190,340
71-10-21-402-004.000-031	7131076-031	31g	0.64	510	7/31/2024	$ 389,900	$ 394,600	0.00	0.64	$ 123,883	25	$ 190,340
71-10-21-427-012.000-031	7131076-031	31g	0.72	510	7/16/2024	$ 363,500	$ 367,882	0.00	0.72	$ 102,605	25	$ 190,340
71-10-21-400-014.000-031	7131076-031	31g	0.51	510	3/26/2024	$ 469,900	$ 482,337	0.00	0.51	$ 188,014	25	$ 190,340
71-10-21-400-015.000-031	7131076-031	31g	0.45	510	8/11/2023	$ 415,000	$ 439,036	0.00	0.45	$ 196,148	25	$ 190,340
71-10-21-402-001.000-031	7131076-031	31g	0.40	510	11/21/2022	$ 360,000	$ 398,041	0.00	0.40	$ 198,565	25	$ 190,340
71-10-21-404-005.000-031	7131076-031	31g	0.35	510	7/8/2022	$ 232,000	$ 266,973	0.00	0.35	$ 152,018	25	$ 190,340
71-10-21-400-026.000-031	7131076-031	31g	0.75	510	2/11/2022	$ 360,000	$ 417,037	0.00	0.75	$ 110,866	25	$ 190,340
71-10-21-429-004.000-031	7131076-031	31g	0.35	510	11/18/2021	$ 360,000	$ 423,625	0.00	0.35	$ 241,217	25	$ 190,340
71-10-21-401-005.000-031	7131076-031	31g	0.42	510	10/15/2021	$ 338,000	$ 399,818	0.00	0.42	$ 190,340	25	$ 190,340
71-10-21-403-004.000-031	7131076-031	31g	0.34	510	9/15/2021	$ 358,000	$ 425,688	0.00	0.34	$ 247,239	25	$ 190,340
71-10-21-100-066.000-031	7131076-031	31g	0.59	510	3/5/2021	$ 314,000	$ 385,109	0.00	0.59	$ 131,058	25	$ 190,340
71-10-21-400-025.000-031	7131076-031	31g	0.66	510	12/23/2020	$ 258,000	$ 335,474	0.00	0.66	$ 100,993	25	$ 190,340
71-10-21-427-011.000-031	7131076-031	31g	0.46	510	12/23/2020	$ 323,000	$ 402,209	0.00	0.46	$ 174,365	25	$ 190,340
71-10-21-400-002.000-031	7131076-031	31g	0.67	510	12/3/2020	$ 351,500	$ 437,698	0.00	0.67	$ 131,581	25	$ 190,340
71-10-21-400-005.000-031	7131076-031	31g	0.34	510	9/25/2020	$ 279,000	$ 370,001	0.00	0.34	$ 214,896	25	$ 190,340
71-10-21-400-003.000-031	7131076-031	31g	0.40	510	8/3/2020	$ 300,000	$ 400,473	0.00	0.40	$ 198,799	25	$ 190,340
71-10-21-426-007.000-031	7131076-031	31g	0.42	510	7/3/2020	$ 269,900	$ 362,666	0.00	0.42	$ 172,653	25	$ 190,340
71-10-21-403-002.000-031	7131076-031	31g	0.34	510	6/9/2020	$ 300,000	$ 405,765	0.00	0.34	$ 235,668	25	$ 190,340
71-10-21-100-071.000-031	7131076-031	31g	0.55	510	6/5/2020	$ 289,000	$ 390,887	0.00	0.55	$ 143,385	25	$ 190,340
71-10-21-429-003.000-031	7131076-031	31g	0.35	510	8/30/2019	$ 271,400	$ 391,739	0.00	0.35	$ 223,060	25	$ 190,340
71-10-21-427-010.000-031	7131076-031	31g	0.41	510	8/1/2019	$ 290,000	$ 418,586	0.00	0.41	$ 203,341	25	$ 190,340
71-10-21-403-003.000-031	7131076-031	31g	0.34	510	5/10/2019	$ 242,000	$ 356,052	0.00	0.34	$ 206,795	25	$ 190,340
71-10-21-428-001.000-031	7131076-031	31g	0.35	510	5/10/2019	$ 255,000	$ 375,179	0.00	0.35	$ 213,631	25	$ 190,340

State Parcel Number	Neighborhood Code	Market Area	Acres	Property Class	Sale Date	Adj Sale Price	Time Adjusted Sale Price (TASP)	Res Excess Acres	Res Homesite/ Frontage Acres	TASP/Acre	NBHD Sale Count	Median TASP/Acre
71-05-33-477-002.000-031	7131080-031	31e	0.35	510	9/6/2024	$ 287,500	$ 289,710	0.00	0.35	$ 163,893	15	$ 148,237
71-05-33-455-003.000-031	7131080-031	31e	0.43	510	7/31/2023	$ 265,000	$ 284,284	0.00	0.43	$ 133,262	15	$ 148,237
71-05-33-480-012.000-031	7131080-031	31e	0.47	510	2/23/2023	$ 257,000	$ 283,566	0.00	0.47	$ 121,840	15	$ 148,237
71-05-33-427-002.000-031	7131080-031	31e	0.35	510	11/2/2021	$ 256,000	$ 309,854	0.00	0.35	$ 175,289	15	$ 148,237
71-05-33-479-003.000-031	7131080-031	31e	0.35	510	10/6/2021	$ 237,500	$ 289,319	0.00	0.35	$ 163,672	15	$ 148,237
71-05-33-456-006.000-031	7131080-031	31e	0.40	510	8/19/2021	$ 205,000	$ 259,318	0.00	0.40	$ 128,363	15	$ 148,237
71-05-33-478-006.000-031	7131080-031	31e	0.38	510	7/29/2021	$ 375,000	$ 450,557	0.00	0.38	$ 235,214	15	$ 148,237
71-05-33-456-007.000-031	7131080-031	31e	0.40	510	5/27/2021	$ 240,000	$ 302,012	0.00	0.40	$ 149,496	15	$ 148,237
71-05-33-454-007.000-031	7131080-031	31e	0.34	510	5/14/2021	$ 174,000	$ 224,812	0.00	0.34	$ 130,780	15	$ 148,237
71-05-33-428-006.000-031	7131080-031	31e	0.40	510	5/11/2021	$ 269,000	$ 338,505	0.00	0.40	$ 167,808	15	$ 148,237
71-10-04-301-007.000-031	7131080-031	31e	0.49	420	2/25/2021	$ 89,900	$ 104,571	0.00	0.00	$ 43,038	15	$ 148,237
71-05-33-478-014.000-031	7131080-031	31e	0.35	510	1/15/2021	$ 240,000	$ 310,027	0.00	0.35	$ 179,477	15	$ 148,237
71-05-33-426-001.000-031	7131080-031	31e	0.45	510	3/20/2020	$ 239,900	$ 330,913	0.00	0.45	$ 148,237	15	$ 148,237
71-05-33-480-007.000-031	7131080-031	31e	4.64	510	9/30/2019	$ 177,005	$ 263,005	4.64	0.00	$ 11,346	15	$ 148,237
71-05-33-479-008.000-031	7131080-031	31e	0.47	510	5/3/2019	$ 215,000	$ 316,327	0.00	0.47	$ 134,431	15	$ 148,237

State Parcel Number	Neighborhood Code	Market Area	Acres	Property Class	Sale Date	Adj Sale Price	Time Adjusted Sale Price (TASP)	Res Excess Acres	Res Homesite/ Frontage Acres	TASP/Acre	NBHD Sale Count	Median TASP/Acre
71-09-13-477-001.000-032	7132002-032	32c	4.90	511	11/24/2020	$ 246,500	$ 322,633	4.90	0.00	$ 13,171	2	$ 34,237
71-09-13-155-013.000-032	7132002-032	32c	1.22	510	2/25/2019	$ 225,000	$ 337,351	1.22	0.00	$ 55,303	2	$ 34,237

State Parcel Number	Neighborhood Code	Market Area	Acres	Property Class	Sale Date	Adj Sale Price	Time Adjusted Sale Price (TASP)	Res Excess Acres	Res Homesite/ Frontage Acres	TASP/Acre	NBHD Sale Count	Median TASP/Acre
71-09-13-426-004.000-032	7132003-032	32c	0.94	510	11/13/2024	$ 172,000	$ 172,413	0.00	0.94	$ 36,815	31	$ 48,701
71-09-13-427-012.000-032	7132003-032	32c	1.91	510	7/1/2024	$ 499,000	$ 505,015	0.91	1.00	$ 52,956	31	$ 48,701
71-09-13-401-001.000-032	7132003-032	32c	0.74	510	4/9/2024	$ 65,000	$ 65,509	0.00	0.74	$ 17,763	31	$ 48,701
71-09-13-402-003.000-032	7132003-032	32c	0.44	510	3/20/2024	$ 75,000	$ 75,735	0.00	0.44	$ 34,473	31	$ 48,701
71-09-13-403-007.000-032	7132003-032	32c	0.98	510	10/13/2023	$ 110,000	$ 114,779	0.00	0.98	$ 23,453	31	$ 48,701
71-09-13-476-001.000-032	7132003-032	32c	1.88	510	9/28/2023	$ 85,000	$ 87,131	0.00	0.65	$ 9,248	31	$ 48,701
71-09-13-403-004.000-032	7132003-032	32c	0.98	510	8/17/2023	$ 250,000	$ 266,755	0.00	0.98	$ 54,172	31	$ 48,701
71-10-18-303-018.000-032	7132003-032	32c	1.00	510	3/16/2023	$ 360,000	$ 390,120	0.00	1.00	$ 78,024	31	$ 48,701
71-09-13-402-008.000-032	7132003-032	32c	0.44	510	2/3/2023	$ 105,000	$ 114,370	0.00	0.44	$ 52,058	31	$ 48,701
71-09-13-427-001.000-032	7132003-032	32c	0.48	510	12/29/2022	$ 70,000	$ 73,965	0.00	0.48	$ 30,980	31	$ 48,701
71-09-13-402-015.000-032	7132003-032	32c	0.42	510	6/3/2022	$ 125,000	$ 143,032	0.00	0.42	$ 67,429	31	$ 48,701
71-09-13-281-006.000-032	7132003-032	32c	1.89	510	1/13/2022	$ 140,000	$ 165,558	0.89	1.00	$ 17,543	31	$ 48,701
71-09-13-403-002.000-032	7132003-032	32c	1.01	510	10/12/2021	$ 320,000	$ 378,526	0.00	1.01	$ 75,283	31	$ 48,701
71-09-13-401-013.000-032	7132003-032	32c	0.91	510	8/13/2021	$ 175,000	$ 221,369	0.00	0.91	$ 48,701	31	$ 48,701
71-09-13-327-008.000-032	7132003-032	32c	0.84	510	6/30/2021	$ 128,000	$ 158,811	0.00	0.84	$ 37,633	31	$ 48,701
71-10-18-303-019.000-032	7132003-032	32c	1.00	510	6/3/2021	$ 115,000	$ 142,682	0.00	1.00	$ 28,536	31	$ 48,701
71-09-13-402-001.000-032	7132003-032	32c	0.53	510	3/12/2021	$ 159,900	$ 209,535	0.00	0.53	$ 78,684	31	$ 48,701
71-09-13-427-010.000-032	7132003-032	32c	0.95	510	2/24/2021	$ 165,000	$ 217,752	0.00	0.95	$ 45,668	31	$ 48,701
71-09-13-476-006.000-032	7132003-032	32c	0.94	510	12/16/2020	$ 75,000	$ 88,081	0.00	0.94	$ 18,808	31	$ 48,701
71-09-13-281-007.000-032	7132003-032	32c	2.00	510	7/24/2020	$ 185,000	$ 256,498	1.00	1.00	$ 25,650	31	$ 48,701
71-09-13-281-002.000-032	7132003-032	32c	0.51	510	6/2/2020	$ 150,000	$ 209,435	0.00	0.51	$ 82,131	31	$ 48,701
71-10-18-154-004.000-032	7132003-032	32c	0.89	510	5/20/2020	$ 105,000	$ 142,947	0.00	0.89	$ 32,123	31	$ 48,701
71-09-13-426-003.000-032	7132003-032	32c	0.94	510	3/27/2020	$ 94,000	$ 129,843	0.00	0.94	$ 27,725	31	$ 48,701
71-09-13-402-010.000-032	7132003-032	32c	0.42	510	3/6/2020	$ 125,000	$ 172,664	0.00	0.42	$ 81,399	31	$ 48,701
71-09-13-401-023.000-032	7132003-032	32c	0.91	510	11/8/2019	$ 224,900	$ 318,402	0.00	0.91	$ 70,048	31	$ 48,701
71-09-13-402-006.000-032	7132003-032	32c	0.44	510	8/19/2019	$ 92,790	$ 134,879	0.00	0.44	$ 61,393	31	$ 48,701
71-09-13-328-011.000-032	7132003-032	32c	2.80	510	8/14/2019	$ 112,500	$ 163,529	1.80	1.00	$ 11,681	31	$ 48,701
71-09-13-402-005.000-032	7132003-032	32c	0.86	510	7/22/2019	$ 145,000	$ 218,384	0.00	0.86	$ 50,573	31	$ 48,701
71-09-13-401-009.000-032	7132003-032	32c	0.36	510	7/8/2019	$ 92,000	$ 134,709	0.00	0.36	$ 75,230	31	$ 48,701
71-09-13-327-016.000-032	7132003-032	32c	0.43	510	6/14/2019	$ 128,000	$ 188,793	0.00	0.43	$ 87,135	31	$ 48,701
71-09-13-326-021.000-032	7132003-032	32c	0.76	510	4/22/2019	$ 135,000	$ 202,039	0.00	0.76	$ 52,924	31	$ 48,701

State Parcel Number	Neighborhood Code	Market Area	Acres	Property Class	Sale Date	Adj Sale Price	Time Adjusted Sale Price (TASP)	Res Excess Acres	Res Homesite/ Frontage Acres	TASP/Acre	NBHD Sale Count	Median TASP/Acre
71-10-19-156-048.000-023	7132005-023	23g	0.23	510	12/22/2022	$ 300,000	$ 334,921	0.00	0.23	$ 291,783	5	$ 332,590
71-10-19-156-051.000-023	7132005-023	23g	0.24	510	12/13/2022	$ 310,000	$ 341,021	0.00	0.24	$ 284,141	5	$ 332,590
71-10-19-156-077.000-023	7132005-023	23g	0.22	510	9/8/2022	$ 400,000	$ 446,821	0.00	0.22	$ 415,222	5	$ 332,590
71-10-19-156-064.000-023	7132005-023	23g	0.23	510	8/24/2022	$ 340,000	$ 381,760	0.00	0.23	$ 332,590	5	$ 332,590
71-10-19-156-046.000-023	7132005-023	23g	0.22	510	7/22/2022	$ 345,000	$ 389,384	0.00	0.22	$ 353,366	5	$ 332,590

State Parcel Number	Neighborhood Code	Market Area	Acres	Property Class	Sale Date	Adj Sale Price	Time Adjusted Sale Price (TASP)	Res Excess Acres	Res Homesite/ Frontage Acres	TASP/Acre	NBHD Sale Count	Median TASP/Acre
71-09-29-151-005.000-033	7133002-033	33k	1.56	429	12/16/2020	$ 1,350,000	$ 1,681,059	0.00	0.00	$ 215,520	1	$ 215,520

State Parcel Number	Neighborhood Code	Market Area	Acres	Property Class	Sale Date	Adj Sale Price	Time Adjusted Sale Price (TASP)	Res Excess Acres	Res Homesite/ Frontage Acres	TASP/Acre	NBHD Sale Count	Median TASP/Acre
71-09-29-301-005.000-033	7133006-033	33k	0.66	447	3/12/2020	$ 149,000	$ 212,441	0.00	0.00	$ 64,263	1	$ 64,263

State Parcel Number	Neighborhood Code	Market Area	Acres	Property Class	Sale Date	Adj Sale Price	Time Adjusted Sale Price (TASP)	Res Excess Acres	Res Homesite/ Frontage Acres	TASP/Acre	NBHD Sale Count	Median TASP/Acre
71-09-20-304-006.000-033	7133010-033	33h	0.61	510	8/9/2024	$ 372,000	$ 375,354	0.00	0.61	$ 122,751	14	$ 146,460
71-09-20-303-010.000-033	7133010-033	33h	0.81	510	7/1/2024	$ 893,200	$ 903,966	0.00	0.81	$ 224,050	14	$ 146,460
71-09-20-301-005.000-033	7133010-033	33h	0.74	510	5/6/2024	$ 403,300	$ 410,902	0.00	0.74	$ 110,542	14	$ 146,460
71-09-32-176-007.000-033	7133010-033	33h	0.71	510	6/2/2023	$ 635,000	$ 678,149	0.00	0.71	$ 191,199	14	$ 146,460
71-09-32-176-034.000-033	7133010-033	33h	0.63	510	2/16/2021	$ 475,000	$ 585,542	0.00	0.63	$ 186,449	14	$ 146,460
71-09-32-176-036.000-033	7133010-033	33h	0.53	510	2/5/2021	$ 450,000	$ 554,724	0.00	0.53	$ 208,277	14	$ 146,460
71-09-20-305-004.000-033	7133010-033	33h	4.93	510	1/22/2021	$ 1,200,000	$ 1,486,772	3.93	1.00	$ 60,315	14	$ 146,460
71-09-20-301-007.000-033	7133010-033	33h	0.86	510	10/21/2020	$ 285,000	$ 375,483	0.00	0.86	$ 87,093	14	$ 146,460
71-09-32-176-008.000-033	7133010-033	33h	1.06	510	10/2/2020	$ 710,000	$ 892,971	0.06	1.00	$ 168,485	14	$ 146,460
71-09-20-302-006.000-033	7133010-033	33h	0.82	510	9/21/2020	$ 429,000	$ 542,223	0.00	0.82	$ 132,581	14	$ 146,460
71-09-20-303-007.000-033	7133010-033	33h	0.60	510	6/19/2020	$ 290,000	$ 392,239	0.00	0.60	$ 130,927	14	$ 146,460
71-09-20-304-002.000-033	7133010-033	33h	0.65	510	5/27/2020	$ 365,000	$ 470,324	0.00	0.65	$ 145,177	14	$ 146,460
71-09-32-176-028.000-033	7133010-033	33h	0.33	510	4/10/2020	$ 372,500	$ 482,254	0.00	0.33	$ 291,763	14	$ 146,460
71-09-20-301-008.000-033	7133010-033	33h	0.76	510	3/7/2019	$ 410,000	$ 560,909	0.00	0.76	$ 147,744	14	$ 146,460

State Parcel Number	Neighborhood Code	Market Area	Acres	Property Class	Sale Date	Adj Sale Price	Time Adjusted Sale Price (TASP)	Res Excess Acres	Res Homesite/ Frontage Acres	TASP/Acre	NBHD Sale Count	Median TASP/Acre
71-09-20-376-005.000-033	7133012-033	33j	0.80	510	5/17/2024	$ 939,500	$ 957,209	0.00	0.80	$ 240,795	10	$ 187,150
71-09-20-378-002.000-033	7133012-033	33j	1.12	510	10/25/2022	$ 930,000	$ 1,033,539	0.26	0.86	$ 184,363	10	$ 187,150
71-09-20-329-002.000-033	7133012-033	33j	0.77	510	10/11/2022	$ 600,000	$ 666,799	0.00	0.77	$ 173,278	10	$ 187,150
71-09-20-329-003.000-033	7133012-033	33j	0.70	510	5/20/2022	$ 973,300	$ 1,109,990	0.00	0.70	$ 319,150	10	$ 187,150
71-09-20-377-002.000-033	7133012-033	33j	0.72	510	5/20/2022	$ 875,000	$ 997,885	0.00	0.72	$ 278,640	10	$ 187,150
71-09-20-378-006.000-033	7133012-033	33j	1.85	510	11/19/2021	$ 1,100,000	$ 1,294,411	0.85	1.00	$ 139,936	10	$ 187,150
71-09-20-376-008.000-033	7133012-033	33j	0.79	510	3/3/2021	$ 836,000	$ 1,025,323	0.00	0.79	$ 258,579	10	$ 187,150
71-09-20-328-003.000-033	7133012-033	33j	1.08	510	7/7/2020	$ 686,000	$ 875,539	0.00	1.08	$ 162,098	10	$ 187,150
71-09-20-376-012.000-033	7133012-033	33j	1.69	510	1/31/2020	$ 865,000	$ 1,135,417	0.00	1.69	$ 134,029	10	$ 187,150
71-09-20-377-003.000-033	7133012-033	33j	0.72	510	5/16/2019	$ 501,000	$ 680,214	0.00	0.72	$ 189,937	10	$ 187,150

State Parcel Number	Neighborhood Code	Market Area	Acres	Property Class	Sale Date	Adj Sale Price	Time Adjusted Sale Price (TASP)	Res Excess Acres	Res Homesite/ Frontage Acres	TASP/Acre	NBHD Sale Count	Median TASP/Acre
71-09-32-126-032.000-033	7133014-033	33g	0.18	510	12/17/2024	$ 372,900	$ 372,900	0.00	0.18	$ 406,088	45	$ 385,783
71-09-32-126-101.000-033	7133014-033	33g	0.17	510	10/31/2024	$ 365,000	$ 366,390	0.00	0.17	$ 418,897	45	$ 385,783
71-09-32-126-060.000-033	7133014-033	33g	0.17	510	9/27/2024	$ 285,000	$ 287,191	0.00	0.17	$ 339,026	45	$ 385,783
71-09-32-126-064.000-033	7133014-033	33g	0.28	510	9/6/2024	$ 350,000	$ 352,190	0.00	0.28	$ 255,010	45	$ 385,783
71-09-32-126-096.000-033	7133014-033	33g	0.19	510	8/22/2024	$ 315,000	$ 317,840	0.00	0.19	$ 343,381	45	$ 385,783
71-09-32-126-093.000-033	7133014-033	33g	0.19	510	8/15/2024	$ 370,000	$ 373,336	0.00	0.19	$ 397,130	45	$ 385,783
71-09-32-126-102.000-033	7133014-033	33g	0.22	510	8/9/2024	$ 365,000	$ 368,291	0.00	0.22	$ 332,424	45	$ 385,783
71-09-32-126-010.000-033	7133014-033	33g	0.21	510	7/31/2024	$ 312,000	$ 315,761	0.00	0.21	$ 295,035	45	$ 385,783
71-09-32-126-086.000-033	7133014-033	33g	0.20	510	6/14/2024	$ 375,000	$ 380,752	0.00	0.20	$ 378,019	45	$ 385,783
71-09-32-103-010.000-033	7133014-033	33g	0.16	510	12/19/2023	$ 305,000	$ 316,940	0.00	0.16	$ 394,455	45	$ 385,783
71-09-32-126-050.000-033	7133014-033	33g	0.16	510	9/15/2023	$ 295,000	$ 313,115	0.00	0.16	$ 401,154	45	$ 385,783
71-09-32-126-044.000-033	7133014-033	33g	0.16	510	9/1/2023	$ 270,000	$ 286,580	0.00	0.16	$ 367,158	45	$ 385,783
71-09-32-126-005.000-033	7133014-033	33g	0.16	510	7/21/2023	$ 320,000	$ 340,124	0.00	0.16	$ 423,308	45	$ 385,783
71-09-32-126-094.000-033	7133014-033	33g	0.19	510	7/17/2023	$ 370,000	$ 393,268	0.00	0.19	$ 421,577	45	$ 385,783
71-09-32-126-068.000-033	7133014-033	33g	0.20	510	1/13/2023	$ 280,000	$ 310,753	0.00	0.20	$ 308,523	45	$ 385,783
71-09-32-126-124.000-033	7133014-033	33g	0.15	510	1/12/2023	$ 347,000	$ 379,803	0.00	0.15	$ 515,396	45	$ 385,783
71-09-32-126-081.000-033	7133014-033	33g	0.19	510	11/15/2022	$ 245,000	$ 275,153	0.00	0.19	$ 283,685	45	$ 385,783
71-09-32-126-098.000-033	7133014-033	33g	0.18	510	10/14/2022	$ 319,900	$ 355,515	0.00	0.18	$ 387,107	45	$ 385,783
71-09-32-126-040.000-033	7133014-033	33g	0.16	510	9/22/2022	$ 264,900	$ 301,117	0.00	0.16	$ 385,783	45	$ 385,783
71-09-32-126-019.000-033	7133014-033	33g	0.27	510	8/25/2022	$ 355,000	$ 398,603	0.00	0.27	$ 296,148	45	$ 385,783
71-09-32-126-049.000-033	7133014-033	33g	0.16	510	8/19/2022	$ 295,000	$ 337,388	0.00	0.16	$ 432,252	45	$ 385,783
71-09-32-103-006.000-033	7133014-033	33g	0.17	510	8/17/2022	$ 254,900	$ 291,526	0.00	0.17	$ 338,637	45	$ 385,783
71-09-32-101-003.000-033	7133014-033	33g	0.18	510	5/19/2022	$ 275,000	$ 320,414	0.00	0.18	$ 346,762	45	$ 385,783
71-09-32-126-030.000-033	7133014-033	33g	0.16	510	3/31/2022	$ 275,100	$ 324,586	0.00	0.16	$ 403,970	45	$ 385,783
71-09-32-126-079.000-033	7133014-033	33g	0.19	510	2/23/2022	$ 283,938	$ 337,143	0.00	0.19	$ 347,597	45	$ 385,783
71-09-32-126-074.000-033	7133014-033	33g	0.18	510	2/16/2022	$ 295,000	$ 350,278	0.00	0.18	$ 390,632	45	$ 385,783
71-09-32-126-026.000-033	7133014-033	33g	0.16	510	1/25/2022	$ 275,000	$ 328,615	0.00	0.16	$ 421,013	45	$ 385,783
71-09-32-126-103.000-033	7133014-033	33g	0.23	510	12/23/2021	$ 242,000	$ 291,035	0.00	0.23	$ 257,987	45	$ 385,783
71-09-32-126-066.000-033	7133014-033	33g	0.17	510	12/2/2021	$ 226,000	$ 271,793	0.00	0.17	$ 313,209	45	$ 385,783
71-09-32-126-073.000-033	7133014-033	33g	0.17	510	11/11/2021	$ 203,000	$ 251,433	0.00	0.17	$ 289,746	45	$ 385,783
71-09-32-126-055.000-033	7133014-033	33g	0.38	510	10/12/2021	$ 310,000	$ 366,697	0.00	0.38	$ 191,952	45	$ 385,783
71-09-32-126-109.000-033	7133014-033	33g	0.20	510	10/7/2021	$ 315,900	$ 373,676	0.00	0.20	$ 379,424	45	$ 385,783
71-09-32-104-005.000-033	7133014-033	33g	0.16	510	9/29/2021	$ 310,000	$ 368,612	0.00	0.16	$ 448,011	45	$ 385,783
71-09-32-126-127.000-033	7133014-033	33g	0.16	510	8/16/2021	$ 355,000	$ 424,321	0.00	0.16	$ 546,847	45	$ 385,783
71-09-32-126-027.000-033	7133014-033	33g	0.16	510	8/9/2021	$ 275,000	$ 339,363	0.00	0.16	$ 422,361	45	$ 385,783
71-09-32-126-085.000-033	7133014-033	33g	0.20	510	5/7/2021	$ 265,000	$ 333,471	0.00	0.20	$ 331,078	45	$ 385,783
71-09-32-104-003.000-033	7133014-033	33g	0.21	510	3/22/2021	$ 227,000	$ 289,414	0.00	0.21	$ 279,624	45	$ 385,783
71-09-32-103-011.000-033	7133014-033	33g	0.16	510	2/12/2021	$ 225,000	$ 288,750	0.00	0.16	$ 359,370	45	$ 385,783
71-09-32-126-107.000-033	7133014-033	33g	0.19	510	11/20/2020	$ 309,000	$ 386,705	0.00	0.19	$ 402,074	45	$ 385,783
71-09-32-104-006.000-033	7133014-033	33g	0.16	510	6/30/2020	$ 221,000	$ 298,913	0.00	0.16	$ 369,380	45	$ 385,783
71-09-32-103-004.000-033	7133014-033	33g	0.16	510	6/4/2020	$ 239,900	$ 324,477	0.00	0.16	$ 403,834	45	$ 385,783
71-09-32-126-097.000-033	7133014-033	33g	0.18	510	4/6/2020	$ 280,000	$ 383,709	0.00	0.18	$ 417,806	45	$ 385,783
71-09-32-126-129.000-033	7133014-033	33g	0.19	510	9/10/2019	$ 308,000	$ 411,425	0.00	0.19	$ 423,180	45	$ 385,783
71-09-32-126-121.000-033	7133014-033	33g	0.20	510	7/11/2019	$ 325,000	$ 437,754	0.00	0.20	$ 439,325	45	$ 385,783
71-09-32-126-038.000-033	7133014-033	33g	0.16	510	4/15/2019	$ 199,900	$ 307,153	0.00	0.16	$ 393,516	45	$ 385,783

State Parcel Number	Neighborhood Code	Market Area	Acres	Property Class	Sale Date	Adj Sale Price	Time Adjusted Sale Price (TASP)	Res Excess Acres	Res Homesite/ Frontage Acres	TASP/Acre	NBHD Sale Count	Median TASP/Acre
71-09-10-363-006.000-023	7133017-023	23c	0.10	520	12/23/2024	$ 78,000	$ 78,000	0.00	0.10	$ 151,008	1	$ 151,008